



US Price List
April 2018

State of North Carolina
Contract #STC 420A



Installation

Terms and Conditions of Installation: Installation service is awarded at 10% - 29% of Net product price for standard installation. The exact percentage is quoted at the task order level depending upon standard installation variables. Rates in excess of 29% may be permitted under contract when the Contracting Officer finds that "extraordinary circumstances" are present. See Appendix A (follows) for examples of standard installation variables and extraordinary circumstances.

Additional terms:

The end-user, or their contractors, may not change the awarded terms of the installation task (e.g. stop the in-stall, change the location). If an unforeseen installation issue arises that would change the scope or add cost, Inscope reserves the right to stop work and immediately consult the Contracting Officer.

At the sole determination of the Contracting Office, for emergency product storage at the rate of 3% of product Net stored per month. Emergency product storage is defined as after the product is manufactured but is not able to be installed due to unforeseen end-user or building delay.

When required by the Scope of Work, but incidental to the overall furniture order, existing furniture reconfiguration and minor outside trade-work (e.g. small area carpet repair) is allowable as installation. Connection of the furniture to the building power is the responsibility of the client.

Appendix A

Installation Variables

Standard Variable Examples

Examples of installation variables that are considered standard but may necessitate a task quote at the higher end of the awarded rate range:

- Loading dock restrictions (limited dock access, size restrictions, no dock / street unload)
- Overly phased or piecemealed installation timeline or, conversely, overly compressed install timeline requiring multiple crews
- Requirement to work around other trades
- Restrictions on elevator use
- Lack of staging area
- Overly restrictive security requirements (extensive badging, line of sight supervision, mandatory escorting)
- Urban work in the business district of a major city (e.g. NY, LA, Chicago)
- Rural work more than 100 miles from an Authorized Inscope dealer
- Requirement of Prevailing Wage
- Exact delivery time for less than full tractor-trailer load
- Storage of product off-site for less than 30 days

Extraordinary Circumstances Examples

Extraordinary circumstances may necessitate a task quote at higher than the awarded rate. Any prosed work under extraordinary circumstances and must be reviewed and approved by the Contracting Officer. Examples include:

- Requirement of Union installers or the inclusion of other required tradesmen not part of Inscope's installer's personnel or subcontractors
- Requirement of installation during non-standard business hours. Standard installation hours are defined as 7:00am to 7:00pm on days of standard government operation.
- Requirement of installation above the ground floor without the use of an elevator
- Installation in facilities located Outside of the Continental United States

Ordering/Payment Address

Inscape Inc
221 Lister Ave
Falconer, NY 14733 USA
T: 716 665 6210
GovTeam@Inscapesolutions.com

For more information or to request a quote please email Govteam@inscapesolutions.com

Conditions of sale	004	7900 Series	025	Specialty storage	147
Care & maintenance	005	Pedestals	026	Verticals	148
General info	006	+ Cushion Pedestals	028	Waste & Recycle Bins	151
Statement of line	006	Laterals	029	Fusion	153
Finishes & optional fronts	007	+ Overfile and Storage Cabinets	032	Impressions®	154
Finishes	008	Workplace towers	035	Custom profile	159
+ Surfaces & storage fronts	008	Pedestals	037	Pedestals	160
+ Paint	009	Desk Height Application, Letter	039	+ Desk Height Application, Letter	161
+ Upholstery	010	Desk Height Application, Legal	043	+ Keyboard Height Application, Letter	162
– Fabric collection	010	Keyboard Height Application, Letter	044	Laterals	163
+ Upholstery	012	Cushion Pedestals	046	+ Storage and Wardrobe Cabinets	168
– Fabric collection	012	Individually Locking Drawers	047	Build-Ups	171
COM calculator & fabric layout	015	Laterals	049	+ Basic Lateral Cabinets	171
COM test	016	Pre-configured	051	+ Cabinet Interiors	174
Panel height compatibility matrix	017	+ 2 high	051	Shop drawings	176
Media storage	018	+ 3 high	053	+ Drawer fronts for pedestals	176
Sliding rail quantities	019	+ 4 high	054	+ Drawer fronts for laterals	177
Lock locations	020	+ 5 high	057	+ Hinged drawers for multi-units	178
Counterweight matrix	023	+ 6 high	060	+ Doors for hinged door cabinets	179
Case weights/cubes	024	+ 7 high	064	GRID	183
		+ 8 high	065	Pedestals	184
		+ Individually Locking	066	Laterals	186
		+ Secure Files	068	Storage Cabinets	189
		+ Lateral-Peds	069	+ Solid Core Doors	189
		+ Multi-units	070	+ Solid Core Doors	190
		+ Mailroom Units with SuperStor™ Insert	073	+ Glazed Doors	192
		+ Overfile Sliding Door Cabinets	075	Multi-Units	194
		+ Overfile and Storage Cabinets	076	+ Solid Core Doors	194
		+ Storage and Wardrobe Cabinets	077	+ Glazed Doors	197
		+ Storage Cabinet with SuperStor™ Insert	084	Workplace towers	200
		+ Bookcase/File Combination Cabinets	085	+ Wardrobes	201
		Build-ups	086	+ Workplace Towers	203
		+ Basic Lateral Cabinets	087	+ Workplace Locker	205
		+ Basic Lateral Cabinets with Security Lock Bar	090	Accessories	207
		+ Cabinet Interiors	091	For pedestals	209
		– Interior Drawers with Accessories	091	Interior Accessories for All Laterals	211
		– Hinged Door Cabinet Inserts with Accessories	094	Interior Accessories for All Laterals/Hinged Door Units	214
		– Drawer and Shelf Interiors	095	For all laterals	215
		– SuperStor™ Inserts	103	Lateral Tops	217
		Towers	105	+ Plastic Laminate	217
		Modular towers	106	+ Nuform	218
		+ Base Modules	107	+ Veneer	219
		+ Base Modules with MoPed	109	Lateral Cushions	220
		+ Stack Modules	110	Glides	221
		+ Slimline Towers	111	Modular Towers	224
		+ Monolithic Units	112	Verticals	226
		Workplace towers & lockers	123		
		+ Wardrobes	124		
		+ Towers	128		
		+ Lockers	131		
		+ Cubbi-Stor	134		
		+ Cubbi-Stor	135		
		Bookcases & display cabinets	137		
		Bookcases	138		
		Display Cabinets	145		

Conditions of sale

Refer to the [Conditions of Sale](#) document on www.officespecialty.com.

General information

The following information provides general guidelines for cleaning and maintaining all Office Specialty products including: Tackboards and Accessories.

Painted metal filing and storage

- Clean painted metal surfaces with a soft damp cloth and warm soapy water.
- Paint touch up kits are available to repair minor scratches.
- Gently rub tougher grime away with a mild, non-abrasive household product such as “Vim” or “Windex”.
- Mechanical parts require no lubrication or maintenance.
- All parts are factory lubricated for a lifetime of superior performance.

Worksurfaces and lateral tops

Nuform Solid and Nuform Woodgrain Surfaces: Nuform surfaces are manufactured by thermoforming a polymer sheet around an MDF substrate. The polymer sheet is surface-coated with a scratch resistant film.

- For general cleaning, use warm soapy water or a mild, non-abrasive household cleanser such as “Vim” or “Windex”.
- Tougher stains, such as ink, may be removed with methylhydrate.
- Do not use abrasive cleaners or highly solvent based chemicals such as gasoline, acetone or toluene.
- Do not place hot appliances directly on Nuform worksurfaces.
- Light scratches may be buffed from the foil surface by using a 400-600 grit wet sandpaper under light hand pressure in circular motions or by using a 3M Scotch Brite Pad (green color only) under light hand pressure in circular motions. **Note: Under no circumstances should power buffing tools be used.**
- Chips and deep scratches may be repaired by a professional touch-up service. Minor imperfections should be addressed immediately as neglect can result in more serious problems that could void the warranty.

Plastic laminate surfaces

- High pressure plastic laminate is laminated to 1¼” thick particle board. Laminate surfaces include a color coordinated 2mm edge banding.
- For general cleaning, use warm soapy water or a mild, non-abrasive household cleanser such as “Vim” or “Windex”.
- An eraser may assist in removing ink marks.
- Do not use abrasive cleaners or bleaching cleaners.
- Although high pressure plastic laminates are resistant to scratching, avoid dragging sharp objects across the worksurface.
- Although laminates are heat resistant, a hot pad should be placed under appliances.

Wood veneer surfaces

- Wood veneer surfaces are sealed and top coated with an open pore, catalyzed lacquer and are edged in ¼” thick, same species solid hardwood. Like all natural products, wood veneer worksurfaces may vary slightly in grain texture and color. For this reason, minor variations between pieces can be expected.
- Use a coaster for beverages.
- Dust worksurfaces with a dry cloth in the direction of the grain.
- For heavily soiled surfaces, use warm soapy water and a soft cloth.
- Do not use abrasive cleaning products.
- Although waxing and polishing is not necessary, waxing and polishing products may be applied if care is taken to avoid wax build-up which may cloud the finish.
- Blot spills up immediately.
- Exposure to strong sunlight should be avoided since fading may occur.
- Avoid dragging sharp objects across the surface.
- Avoid exposure to extreme heat, cold or humidity.
- Chips and scratches may be repaired by a professional touch-up service.

Upholstered tackboards and cushions

- Vacuum or lightly brush fabrics to remove dirt build-up.
- Promptly remove stains by blotting, not rubbing the fabric to retain pile texture.
- Fabric may be cleaned with mild water-free solvents or water-based cleaning agents or foam.
- Always follow the manufacturer’s instructions and test clean a non-visible area first.

Accessories

Whiteboards

- Use only dry erase markers with whiteboards.
- Whiteboards are not intended for use with PERMANENT markers. Only Expo Markers are to be used on any Office Specialty Whiteboard.
- Whiteboards should be cleaned with Expo Eraser or a Microfiber cleaning cloth along with Expo Cleaning Solution which is formulated to remove residue from Expo Dry Erase Markers.

Bin/shelf-mounted task light fixtures

- Include a 120v/60hz magnetic ballast. Replacements can be purchased from any electrical supply store.

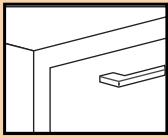
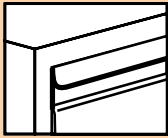
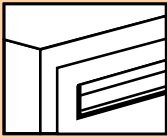
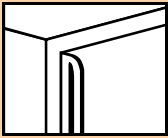
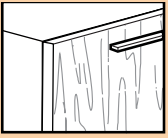
Proper loading of lateral cabinets

To prevent tipping and possible injury...

1. Load cabinet starting at the bottom opening and work up. Reverse this procedure for unloading.
2. Wherever possible place heavier materials in the lower drawers.
3. Level the cabinet using the adjustable glides. Failure to level the cabinet correctly may result in cabinet malfunction.
4. Each cabinet is equipped with a patented Safelock™ interlock mechanism which prevents more than one drawer from being opened at a time. The interlock system must be kept in proper working order to ensure user safety.
5. Cabinets may be bolted together for additional stability. Counterweights may be required for cabinets that cannot be bolted together.

General info

Statement of line

Series	7900 Series	9900 Series	Storage Centers	Radius Series	GRID
Pull detail					
Laterals					
Pre-configured in 7 heights					
Build-up capability in 42 case heights					
3 drawer heights 3", 10½" & 12"					
3 drawer heights 6", 10½" & 12"					
8 drawer heights 3" to 16½" (not 4½" or 9")					
10 drawer heights 3" to 16½"					
Hinged door cabinets					
Multi units					
24" Hinged door insert					
27" & 39" Hinged door inserts					
Bookcase/file cabinets					
Acoustical files					
Secure files					
4 Designer fronts					
Custom impression patterns					
Glazed doors					
Pedestals					
Desk height, letter width					
Desk height, legal width					
Keyboard height, letter width					
Cushion pedestal, letter width					
Caddi-Stor					
Verticals					
Letter & legal width					
Vertical towers					
Towers & lockers					
Modular towers					
Workplace towers & lockers					

Standard colors

All cabinets are finished with a two-coat electrostatic enamel that provides a high-quality, fade and chip resistant surface with a gloss level of 37.5%. Refer to our current Paint Card or Fans for standard color selection.

All interior drawer bodies, shelves, accessories and exposed hardware (excluding European style hinges and locks on the 7900 Series, 9900 Series and Storage Centers). Standard colors include a selection of mica/metallic colors available at no upcharge which is call the Neutral Collection. In addition **Office Specialty** offers the Accent Collection; a line of bright colors at an upcharge.

Custom (non-standard) colors

Office Specialty offers colors matched to a customer's specification when possible. This matching is done through a database of over 3,000 existing color formulas or the development of a new custom color. A minimum order value of \$3,000 net per custom color applies to each order. A \$250 net fee applies for each custom color below this minimum. In addition, Custom Premium colors (bright whites and bright colors; textured paints; and reflection paints that use mica, aluminum or special chemical to create their reflective properties) will be subject to a 10% upcharge to the net value of the product.

Multi-color cabinets

For multi-color cabinets where the case is one color and the drawer fronts are a second color, the following upcharge applies: Quantities of 15 or more units, add \$250 list per color. Quantities less than 15 units add \$500 list per color. (Tie bars and reference shelves will be painted the same color as the fronts.)

Note: Multi-color cabinets are not available on 7900 Series.

Paint finish availability matrix

	Standard colors	Textured colors	Custom (non-standard) colors
7900 Series	Available	Available	Available
9900 Series	Available	Available	Available
Storage Centers	Available	Available	Available
Radius Series	Available	Available	Available
GRID	Available	Available	Available
Custom Profile Series	Available	Available	Available
Bookcase /Display Cabinets	Available	Available	Available

Available Unavailable

Lock finishes

Locks are available in Bright Chrome, Satin Chrome or Black finishes only. Specify a finish.

Lock finish availability matrix

	Default	Optional	Optional
7900 Series	BC	BL	SC
9900 Series	BC	BL	SC
Storage Centers	BC	BL	SC
Radius Series	BL	BC	SC
Custom Profile	BL	BC	SC
GRID - Wenge	BL	BC	SC
GRID - Cherry/Maple	SC	BL	BC
GRID - Woodgrain/Patterns	SC	BL	BC

BL Black	BC Bright Chrome	SC Satin Chrome
--------------------	----------------------------	---------------------------

Optional fronts for Radius Series drawers and doors

1. Impressions

Radius Series drawers and doors may be customized with knock outs or embossing. By using these techniques, geometries can be created to produce a clean, dynamic, and entirely unique effect. An added feature is the ability to paint the metal lining behind the knock out a contrasting color to the cabinet to achieve a stunning dimensional look.

Impression patterns must fit inside a designated area of the drawer or door and are subject to pre-approval.

Note: Mirror images and pattern rotations of the original design specified for separate drawer/door fronts are considered distinctive patterns and are subject to the regular pattern setup charge.

2. Custom profile

Custom Profile lateral, pedestal and hinged door cabinets are complete assembled units without fronts. Specifiers may design their own cabinet fronts using a variety of materials.

Refer to the Custom Profile section for a selection of basic cabinets and preconfigured cabinets. Detailed shop drawings depicting drawer and door fabrication specifications are included in the Custom Profile section.

Office Specialty reserves the right to approve all requests for special finishes.

General info

Finishes

Surfaces & storage fronts

Nuform fronts & tops

Nuform is a thermo-formable polymer based sheet continuously bonded to a MDF substrate. The polymer sheet is surface coated with a scratch resistant film. Colors are homogenous throughout the film thickness. Top and edge are one continuous surface with no edge seams. The underside of the top is finished in a low pressure melamine.

Nuform Solid

Colorways	Product code
Warm White	F121
Mist	F122
Sandstone	F123
Frosty White	F127
Designer White	F129

Nuform Woodgrain

Colorways	Product code
Walnut	F06
Tannery Maple	F08
Honey Brown	F09
Musique Maple	F10
Jewel Cherry	F11
River Cherry	F16
Obsidian Oak	F34
Palos Mahogany	F35
Ash White	F37
Espresso	F38
Ash Espresso	F39
Swiss Elm	F40
Antique Whitewash	F41
Blonde Maple	F42
Barn Board	F43
Brazilian Nut	F44
Rustic Plank	F45

Laminate tops

Tops are self-edged, high pressure laminate with a backing sheet over a core of high density particle board. Tops are mounted onto cabinets using double sided tape which is included. The following laminates are available at no upcharge.

Laminate

Colorways	Product code
Wildcherry	OCC01
Maple	OCC02
White	OCC07
Pumice	OCC08
Antique White	OCC09
Gray	OCC12
Madagascar	OCC14
Asian Sand	OCC15
River Cherry	OCC16
Wenge	OCC17
Elegant White	OCC19
Neowalnut	OCC23
Mangalore Mango	OCC29
Pearwood	OCC30
Black	OCC33
Walnut Heights	OCC35
Studio Teak	OCC36
Slate Gray	OCC41
Raven	OCC42
Dalia	OCC43
Mimosa	OCC44
Inspiration	OCC45
Nova White	OCC46
Storm	OCC47
White Lace	OCC48
Chill	OCC49
Spring Blossom	OCC50
Haze	OCC51
Dover White	OCC52
Graphite	OCC53

OCC-18 is available but is reserved for existing customers due to its different edge banding.

Grade 1 Laminate

Colorways	Product code
White Ash	O1C005
Weathered Ash	O1C006
Finnish Oak	O1C007
Fawn Cypress	O1C008

In addition, all Wilson Art with a "Matte - 60" finish, all Formica with a "Matte - 58" finish, all Nevamar with "Textured (T)" finish and all Pionite with "Suede (N)" finish are available as specials.

Composite veneer

Veneer thickness is 0.025". Overall thickness of the top is 1¼". The stain color is impregnated throughout the veneer for color consistency. The open pore veneer is clear coated with a catalyzed lacquer utilizing a multi-step process and has a gloss value of 45° when dry. Tops are constructed utilizing 45 lbs density particle board with an engineered balanced backer for structural integrity. Tops are edged in 3mm thick same species Veneer and do not have a pencil groove.

Composite Veneer

Colorways	Product code
Cherry	VC001
Maple	VC002
Wenge	VC003

Natural Veneer*

Colorways	Product code
Natural Cherry	VN001
Standard Cherry	VN002
Natural Maple	VN003
Cape Coast Walnut	VN004
Natural Walnut	VN005

*Natural Veneer finishes are not available on storage fronts.

Note: Custom stains on veneers are available at an additional 20% upcharge and extra lead time. Due to the natural variations of wood products, Office Specialty can not guarantee the exact matching of color or grain patterns.

Paint Finishes

Bases for Arrivals Desking are finished in epoxy powder-coated in a smooth finish.

Neutral paint collection

Standard colors are prefixed with a 'P' and textured finishes are prefixed with a 'PT'.

Name	Color code	Textured colors
Bisque	004	
Chinook	010	
Onyx	013	
Frost	022	
Arctic	023	
Champagne	024	
Titanium	052	
Mushroom	055	
Krypton Reflections	063	
Cinder Reflections	066	
Soapstone	112	
Warm White	121	
Mist	122	
Sandstone	123	
Light Taupe	124	
Medium Gray	126	
Nickel Reflections	127	
Slate Reflections	128	
Quartz	160	
Glacier White	168	
Charcoal Gray	205	
Pebble Gray	217	
Deep White	223	
Mocha	255	
Latte	274	
Juniper Reflections	281	
Quicksilver Reflections	282	
Sunstone Reflections	284	
Aluminum Leaf	290	
Sasha	300	
Elson	301	
Shade	302	
Anonymous	303	
Urban	304	
Dorian	305	
Dover	306	
Jubilee	307	
Softer Tan	308	
Storm Cloud	309	
Rice Grain	310	
Ramie	311	
Favorite Tan	312	
High Tea	314	
Stone Reflections	315	
Dovetail Reflections	316	
Yorkshire	317	
Coriander	318	
Snowcap	319	
Salem	320	
Burnt Sierra	321	
Drizzle	322	
Scroll	323	
Cumin	324	
Seagull	325	
Smoke	326	
Gunpowder Blue	327	
Starlight Silver	329	
Martini Reflections	330	
Laminate White	332	

Name	Color code	Textured colors
Steel Wool	334	
Kettle Black	335	
White Velvet	336	
Simply White	337	
Dark Bronze **	338	

****Due to the semi-transparent nature of clear coat paint finish, the substrate material, as well as markings from the manufacturing process may be visible through the finish. For warranty information, please refer to the Office Specialty North American warranty on www.officespecialty.com**

Textured colors

Available	Unavailable

Note: A 10% upcharge is applicable to the net value of the product for textured colors.

Accent paint collection

Standard colors are prefixed with a 'A'.

Name	Color code
Peony	A339
Lilac	A340
Amethyst	A341
Mulberry	A342
Plum	A343
Citrine	A344
Canary	A345
Lotus	A346
Monarch	A347
Coral	A348
Amaryllis	A349
Apricot	A350
Cantaloupe	A351
Poppy	A352
Caliche	A353
Obsidian	A354
Dahlia	A355
Honeydew	A356
Sage	A357
Hummingbird	A358
Spring	A359
Marimo	A360
Fern	A361
Azure	A362
Wave	A363
Lapis Blue	A364
Atoll	A365
Papillon	A366
Lagoon	A367
Night Sky	A368
Aqua	A369
Inscape Teal	A370

General info

Finishes

Upholstery

Fabric collection

Grade A

Open House

Pattern	Product code
Green Apple	U1400
Red Delicious	U1401
Onyx	U1402
Slate	U1403
Amber	U1404
Willow	U1405
Straw	U1406
Angora	U1407
Green Olive	U1412
Goose	U1413
Cumin	U1414
Deep Water	U1415
Quarry Blue	U1416
Midnight	U1417
Sunshine	U1419
Asteroid	U1421
Coffee Bean	U1425
Geranium	U1426
Thistle	U1427
Fossil	U1431
Lapis	U1432
Vanilla	U1434
Pumpkin	U1435
Wolf	U1436
Birch	UC2086
Eucalypt	UC2088
Graphite	UC2090
Cobalt	UC2091
Mulberry	UC2092
Pineneedle	UC2095
Aubergine	UC2096

Pebble

Pattern	Product code
Sindari	U1535
Nice	U1536
Waikiki	U1537
Siesta	U1538
South Beach	U1539
Schoolhouse	U1540
Mabua	U1541
Langkawi	U1542
Tenerife	U1543
Cape Cod	U1544
Maybay	U1545
Surfers Paradise	U1546
Negril	U1547
Papakolea	U1548
Chesil	U1549
Red Beach	U1550
Copacabana	U1551

Punch Card

Pattern	Product code
Alabaster	U2060
Carbon	U2061
Putty	U2062
Silver Lining	U2063
Crisp	U2064
Sky	U2065
Crimson	U2066
Orange	U2067
Navy	U2068
Cadet	U2069
Burgundy	U2070
Peat	U2071
Abyss	U2072

Vivid

Pattern	Product code
Soapstone	U4050
Mocha	U4051
Cocoa	U4052
Citrus	U4053
Chamois	U4054
Crimson	U4055
Holly	U4056
Ultramarine	U4057
Blue Jay	U4058
Quince	U4059
Parrot	U4060
Hunter	U4061
Mulberry	U4062
Grape	U4063
Blood Orange	U4064
Pumice	U4065
Concrete	U4066
Onyx	U4067

Quattro

Pattern	Product code
Chalk	U1889
Deep Crimson	U1890
Golden Orange	U1891
Granite	U1892
Hibiscus	U1893
Honeycomb	U1894
Khaki	U1895
Laguna	U1896
Leaf	U1897
Mallard	U1898
Mercury	U1899
Midnight Blue	U1900
Pumice	U1901
Skyway	U1902
Spring Green	U1903
Umber	U1904
Wheat	U1905
Onyx	U4067

Cross Check

Pattern	Product code
Biscuit	U1552
Blue Ribbon	U1553
Bottle	U1554
Dove	U1555
Evergreen	U1556
Imperial	U1557
Lime	U1558
Marine	U1559
Otter	U1560
Paradise	U1561
Peacock	U1562
Platinum	U1563
Plumberry	U1564
Red Baron	U1565
Slate Black	U1566
Stone	U1567
Sunshine	U1568
Taupe	U1569
Vermillion	U1570

Proverb

Pattern	Product code
Anchor	U1740
Armor	U1741
Basalt	U1742
Buff	U1743
Cinder	U1744
Crystal	U1745
Linen	U1746
Mist	U1747
Oyster	U1748
Rye	U1749
Steel	U1750
Storm	U1751

Glint

Pattern	Product code
Barley	U1658
Caspian	U1659
Column	U1660
Gobi	U1661
Gypsum	U1662
Note	U1663
Pearl	U1664
Pumice	U1665
Relic	U1666
Rune	U1667
Serene	U1668
Shale	U1669
Sisal	U1670
Turret	U1671
Vera	U1672

Grade A Continued Script

Pattern	Product code
Almond	U1752
Charcoal	U1753
Feldspar	U1754
Flint	U1755
Nectar	U1756
Patina	U1757
Pebble	U1758
Sand	U1759
Shadow	U1760
Slate	U1761
Sterling	U1762
Taupe	U1763
Zinc	U1764

Millennium

Pattern	Product code
Aglow	U1628
Amber	U1629
Anchor	U1630
Cascade	U1631
Cavern	U1632
Cerise	U1633
Clean	U1634
Coastal	U1635
Copper	U1636
Crisp	U1637
Electric	U1638
Geode	U1639
Lush	U1640
Mocha	U1641
Monument	U1642
Nector	U1643
Onyx	U1644
Orchid	U1645
Peridot	U1646
Plateau	U1647
Pool	U1648
Pyrite	U1649
Safari	U1650
Sapphire	U1651
Spark	U1652
Steel	U1653
Tanzanite	U1654
Thrill	U1655
Voyage	U1656
Zinc	U1657

BeeHave

Pattern	Product code
Azure	U1825
Black	U1826
Carnelian	U1827
Clementine	U1828
Concord	U1829
Currant	U1830
Gris	U1831
Java	U1832
Lapis	U1833
Lemon	U1834
Pear	U1835
Pine	U1836
Plum	U1837
Slate	U1838

Odyssey

Pattern	Product code
Alloy	U1765
Amp	U1766
Breeze	U1767
Captain	U1768
Carbon	U1769
Cedar	U1770
Craft	U1771
Cruise	U1772
Dijon	U1773
Eggplant	U1774
Emerald	U1775
Fossil	U1776
Ink	U1777
Inlet	U1778
Iris	U1779
Kiss	U1780
Linen	U1781
Lively	U1782
Maritime	U1783
Nettle	U1784
Oliver	U1785
Opaque	U1786
Primary	U1787
Roast	U1788
Rue	U1789
Sangria	U1790
Skim	U1791
Smith	U1792
Tinge	U1793
Western	U1794

Tradition

Pattern	Product code
Ash	U1795
Branch	U1796
Class	U1797
Distant	U1798
Flirt	U1799
Fronde	U1800
Grain	U1801
Hedge	U1802
Hidden	U1803
Isle	U1804
Jazz	U1805
Kelly	U1806
Latte	U1807
Malbec	U1808
Miller	U1809
Mist	U1810
Peel	U1811
Plated	U1812
Regal	U1813
Sly	U1814
Soar	U1815
Soy	U1816
Spiced	U1817
Sprout	U1818
Sterling	U1819
Sun	U1820
Tango	U1821
Theater	U1822
Wash	U1823
Weld	U1824

Cadence

Pattern	Product code
Citrine	U1863
Coral	U1864
Garnet	U1865
Jade	U1866
Jet	U1867
Lapis	U1868
Opal	U1869
Pearl	U1870
Peridot	U1871
Quartz	U1872
Ruby	U1873
Sapphire	U1874
Topaz	U1875
Turquoise	U1876

Optic

Pattern	Product code
Ash	U1907
Brown Bear	U1908
Coal	U1909
Elephant	U1910
Fieldstone	U1911
Green Apple	U1912
Mulberry	U1913
Mushroom	U1914
Ocean	U1916
Red	U1917
Springtime	U1918
Sunrise	U1919
Tangerine	U1920
Yale	U1921

Prism

Pattern	Product code
Alabaster	U1690
Asparagus	U1691
Café Au Lait	U1692
Caramel	U1693
Caribbean	U1694
Cerulean	U1695
Charcoal	U1696
Claret	U1697
Clay	U1698
Clementine	U1699
Cornflower	U1700
Dove	U1701
Espresso	U1702
Indigo	U1703
Kale	U1704
Lipstick	U1705
Mocha	U1706
Olive	U1707
Onyx	U1708
Plum	U1709
Raisin	U1710
Stone	U1711
Tomato	U1712
Topaz	U1713
Zinc	U1714

General info

Finishes

Upholstery

Fabric collection

Grade A Continued

Intuition

Pattern	Product code
Admiral	U1849
Bisque	U1850
Charcoal	U1851
Coral	U1852
Hickory	U1853
Honey	U1854
Ochre	U1855
Peacock	U1856
Platinum	U1857
Sage	U1858
Sand	U1859
Scarlet	U1860
Slate	U1861
Viridian	U1862

Fedora

Pattern	Product code
Aegean	U1583
Aquamarine	U1584
Bitumen	U1585
Cactus	U1586
Charcoal	U1587
Citron	U1588
Dapper	U1589
Dew	U1590
Espresso	U1591
Eucalyptus	U1592
Fawn	U1593
Indigo	U1594
Light Grey	U1595
Midnight	U1596
Mink	U1597
Opal	U1598
Persimmon	U1599
Pewter	U1600
Plumberry	U1601
Purple	U1602
Ruby	U1603
Tangelo	U1604
Tomato	U1605
Topaz	U1606
Winter	U1607

Ranchero

Pattern	Product code
Basil	U1922
Black	U1923
Brandy	U1924
Chocolate	U1925
Driftwood	U1926
Ecru	U1927
Greige	U1928
Lipstick	U1929
Navy	U1930
Nickel	U1931
Sapphire	U1932
Sepia	U1933
Slate	U1934
Thunder	U1935

Florentino

Pattern	Product code
Bark	U1936
Basil	U1937
Biscuit	U1938
Bluejay	U1939
Caramel	U1940
Chili	U1941
Cream	U1942
Dijon	U1943
Dove	U1944
Fern	U1945
Jet	U1946
Jonquil	U1947
Khaki	U1948
Latte	U1949
Lipstick	U1950
Mango	U1951
Marine	U1952
Mocha	U1953
Mushroom	U1954
Plum	U1955
Sable	U1956
Sapphire	U1957
Scarlet	U1958
Sepia	U1959
Slate	U1960
Turquoise	U1961
Willow	U1962

Key Largo

Pattern	Product code
Aegean	U1968
Cayenne	U1969
Chocolate	U1970
Crimson	U1971
Ebony	U1972
Gold Coast	U1973
Graphite	U1974
Jonquil	U1975
Jungle	U1976
Khaki	U1977
Nassau	U1978
Palm	U1979
Parchment	U1980
Pear	U1981
Quarry	U1982
Raspberry	U1983
Sand	U1984
Sandstone	U1985
Tangerine	U1986
Toast	U1987
Ultramarine	U1988
Wheat	U1989

Grade B

Crossweave

Pattern	Product code
Flax	UW1101
Antelope	UW1102
Mountain	UW1103
Straw	UW1104
Cantaloupe	UW1105
Tangelo	UW1106
Shiraz	UW1107
Flower	UW1108
Alfalfa	UW1109
Parsley	UW1110
Freshwater	UW1111
Lake	UW1112
Atlantic	UW1113
Soapstone	UW1114
Penguin	UW1115
Seal	UW1116

Hem Stitch

Pattern	Product code
Crème	UW2001
Antelope	UW2002
Husk	UW2003
Island	UW2005
Summer	UW2006
Dark Sky	UW2007
Chartreuse	UW2008
Leaf	UW2009
Tangerine	UW2010
Campfire	UW2011
Dove	UW2012
Walrus	UW2014

Tweed Multi

Pattern	Product code
Taupe	UW1001
Tan	UW1002
Dark Taupe	UW1003
Yellow	UW1004
Pink	UW1005
Flame	UW1006
Medium Blue	UW1007
Turquoise	UW1008
Dark Blue	UW1009
Green	UW1010
Orange	UW1011
Light Grey	UW1012
Medium Grey	UW1013

Quadrille

Pattern	Product code
Fair	UC1001
Cabaret	UC1002
Gambol	UC1003
Leisure	UC1004
Regalia	UC1005
Spring	UC1006
Zest	UC1007
Fiesta	UC1008
Carnival	UC1009
Spree	UC1010
Jubilee	UC1011
Opus	UC1012
Masquerade	UC1013
Soiree	UC1014
Revelry	UC1015
Escapade	UC1016
Shenanigan	UC1017

Evoke

Pattern	Product code
Breeze	U1877
Cerise	U1878
Flax	U1879
Graphite	U1880
Grey Mist	U1881
Iris	U1882
Mahogany	U1883
Natural	U1884
Noir	U1885
Pacific	U1886
Pear	U1887
Terracotta	U1888

General info

Finishes

Upholstery

Fabric collection

Grade C

Boucle Two-Tone

Pattern	Product code
Crème	UW3001
Mocha	UW3002
Dark Taupe	UW3003
Dark Brown	UW3004
Yellow	UW3005
Fuchsia	UW3006
Shiraz	UW3007
Lake	UW3008
Cornflower	UW3009
Sapphire	UW3010
Snap Pea	UW3011
Conifer	UW3012
Flame	UW3013
Storm	UW3014
Charcoal	UW3015

Grade D

Tiny Herringbone

Pattern	Product code
Tan	UW4201
Brown	UW4202
Blue Green	UW4203
Blue	UW4204
Medium Grey	UW4205
Dark Charcoal	UW4206

Notes:

COL (Customer Own Leather)

COL is available and will be quoted on a per order basis.

Contrasting topstitching

White contrasting topstitching is available at no upcharge. Please specify at time of order placement.

CAL 133

There is a \$30 unit net upcharge for CAL 133 fire retardant rating on our mobile pedestal cushions. Contact your Client Services Representative for upcharge if required on lateral cushions.

COM calculator

Cushion Width	Cushion Depth	Cushion Thickness	Fabric Orientation	Back to Back Lateral	Fabric Quantity (run inches)
15"	18"	1.25"	Off the bolt		28
15"	22"	1.25"	Off the bolt		32
15"	28"	1.25"	Off the bolt		38
15"	18.75"	1.25"	Off the bolt		29
15"	22.75"	1.25"	Off the bolt		33
15"	28.75"	1.25"	Off the bolt		39
15"	36"	1.25"	Off the bolt	• (Planna Peds)	47
30"	18"	1.25"	Off the bolt		28
30"	36"	1.25"	Off the bolt	•	47
36"	18"	1.25"	Off the bolt		29
36"	36"	1.25"	Off the bolt	•	47
42"	18"	1.25"	Off the bolt		29
42"	36"	1.25"	Off the bolt	•	47
60"	18"	1.25"	Off the bolt		N/A
66"	18"	1.25"	Off the bolt		N/A
72"	18"	1.25"	Off the bolt		N/A
78"	18"	1.25"	Off the bolt		N/A
84"	18"	1.25"	Off the bolt		N/A
15"	18"	1.25"	Railroad		25
15"	22"	1.25"	Railroad		25
15"	28"	1.25"	Railroad		25
15"	18.75"	1.25"	Railroad		25
15"	22.75"	1.25"	Railroad		25
15"	28.75"	1.25"	Railroad		25
15"	36"	1.25"	Railroad		25
30"	18"	1.25"	Railroad		41
30"	36"	1.25"	Railroad	•	41
36"	18"	1.25"	Railroad		47
36"	36"	1.25"	Railroad	•	47
42"	18"	1.25"	Railroad		52
42"	36"	1.25"	Railroad	•	52
60"	18"	1.25"	Railroad		69
66"	18"	1.25"	Railroad		75
72"	18"	1.25"	Railroad		83
78"	18"	1.25"	Railroad		87
84"	18"	1.25"	Railroad		93

How to calculate COM yardage refer to 'COM fabric calculator'

1. Select cushion width and depth appropriate to your specification.
2. Select cushion thickness desired.
3. Select fabric orientation desired (refer to 'Cushion Fabric Layup' sketches).
4. Find corresponding fabric quantity in 'running inches' from the table.
5. Multiply the number of cushions desired by the fabric quantity in 'running inches' off this table.
6. Divide the number of running inches by 36 to convert to yardage required. Round up to nearest half yard.
7. Allow additional fabric for directional or repeat patterns. Add 15% of total fabric required for small and medium patterns and 20% for large patterns.

Example:

1.25" thick cushion for 7900 Series Pedestal – 15" wide x 22" deep COM fabric selected is a solid color and has no directional weave therefore best fabric usage is 'off the bolt' orientation.

Quantity of cushions required - 31.

Note: Highlighted areas on chart indicate 2 cushion yield per piece.

32" x 16 qty = 512" fabric required

512" divided by 36 = 14yds, 8"

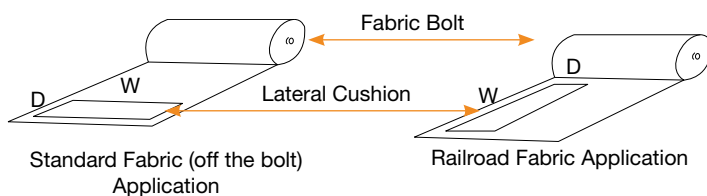
Total fabric required = 14 ½ yards (rounded up)

Notes:

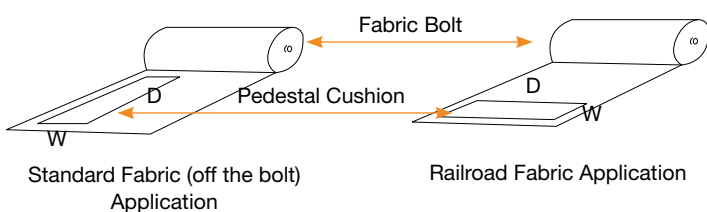
1. Pedestal Cushion Depths for Front Series: 7900 Series, Radius, GRID, Custom Profile – 18", 22", 28" 9900 Series, Storage Center – 18 ¾", 22 ¾", 28 ¾"
2. Fabric quantity is based on a 54" wide roll.
3. **Highlighted rows yield 2 cushions per fabric quantity listed**
4. All directional/patterned fabrics require cushion layup instructions with order placement. If not provided we will choose layup that maximizes production yield (Refer to layup diagrams in this section).
5. For any cushion sizes not listed on the COM Yardage Calculator chart, please contact your Client Services Representative for assistance.

Fabric layup

Lateral cushion fabric layup



Pedestal cushion fabric layup



General info

COM test

You can download this form through InSite
Log in to InSite via the link below:

www.accessinsite.com

Once in InSite the form can be found by searching

Cushion COM Test Request

inscape

Cushion COM Test Request

Dealer		Contact		Phone Number		Cushion Style <input type="checkbox"/> 1.25" <input type="checkbox"/> 2"	
Fabric Manufacturer		Fabric Design		Color		Product Number	
Fabric Width	Fabric Content		Fabric Weight		CAL TB117 / ACT Flame Approved <input type="checkbox"/> Yes <input type="checkbox"/> No <small>Unapproved fabrics will not be processed by Inscape</small>		
<input type="checkbox"/> Yes <input type="checkbox"/> No	If yes, describe Upside	Repeating Pattern Req'd <input type="checkbox"/> Yes <input type="checkbox"/> No <small>If yes, production order must be Special</small>		Repeat Inches	Repeat Direction <input type="checkbox"/> Horizontal <input type="checkbox"/> Vertical		

Cushion COM Fabric Process Instructions and Information:

1. Complete all fields above and send via email to fabrictest@inscapesolutions.com or fax to 877-870-0034.
2. Cushion Application testing requires 3 Memo Samples of the fabric described shipped prepaid to:
Inscape, 67 Toll Road, Holland Landing, ON, L9N 1H2. Attention: Fabric Testing.
3. A list of previously approved Cushion fabrics can be viewed by clicking this link: <http://www.inscapeimages.com/pages> or navigate to www.inscapeimages.com and select "**COM Fabrics**" located along the top header.
4. Following test completion, a Cushion Application Test Results form will be issued indicating the test results.
5. For fabrics which have passed testing, a COM # will be assigned and provided on the results form. Use this COM # to identify subsequent deliveries of the tested fabric. Other colors of the same fabric line require separate COM #'s which can be obtained from your Client Services Representative.
6. In the event of a failure, remaining fabric greater than 5 yards will be returned at the customer's cost. Less than 5 yards will be disposed of without notification. We strongly discourage sending more than the required 1 yard until notification of a pass is received.
7. Application Testing provides assurance of upholsterability only, provided that the fabric is identical to the sample supplied for application testing. There are no other expressed or implied warranties.
8. INSCAPE assumes no responsibility for the physical characteristics of COM fabric such as color, colorfastness, fabric defects, durability or performance.

Office Specialty lateral files are manufactured in 1½” increments and available in 42 case heights ranging in size from 18” to 80”, making it possible to match virtually any panel height. The Panel Height Compatibility Matrix shows Office Specialty’s case heights against the most commonly used panel heights.

Panel height compatibility matrix

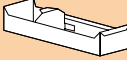





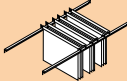





Office Specialty’s case heights

Panel heights	Lateral files	Workplace lockers & towers	Modular towers
30”	29 7/8”		
33”	32 7/8”		
34”	32 7/8”		
36”	35 7/8”		
38”	37 3/8”		36 1/4”
39”	38 7/8”		
40”	38 7/8”		
42”	41 7/8”		
45”	44 7/8”	43 3/8”	
47”	46 3/8”		46 3/4”
48”	47 7/8”		
49”	47 7/8”		48 1/4”
50”	49 3/8”		49 3/4”
51”	50 7/8”		
53”	52 3/8”		
54”	53 7/8”		
56”	55 3/8”		
62”	61 3/8”	61 3/8”	61 3/4”
63”	62 7/8”	62 7/8”	
64”	62 7/8”		63 1/4”
66”	65 7/8”		
67”	65 7/8”		
68”	67 3/8”		
70”	68 7/8”		




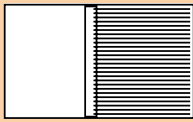

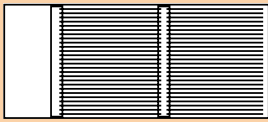









General info

Media storage

Drawer size and the typical media stored

		Drawer size												
		Fixed front drawers						Lift-up doors						
		3"	6"	7.5"	9"	10.5"	12"	13.5"	15"	16.5"	12"	13.5"	15"	16.5"
	Pencils, pens, business cards, paper clips...	Yes												
	Index cards, microfiche, microfilm, envelopes, 3½" diskettes, hard disk cartridge, videotapes...		Yes											
	5¼" diskettes, HP rewritable optical disk (CD ROM), audio tapes, and CD's...			Yes										
	Special applications, oversized items...				Yes									
	Top tab folders (suspended) 8½" x 11" letter, 8½" x 14" legal, 8½" x 14⅞" EDP					Yes	Yes							
	Top tab folders (non-suspended) 8½" x 11" letter, 8½" x 14" legal, 8½" x 14⅞" EDP					Yes	Yes				Yes			
	EDP accodata binders and non-suspended tape seals, books, manuals...							Yes	Yes					
	X-Rays, Oversized EDP Printouts and European Binders...									Yes				
	End tab folders (non-suspended), 7", 8½" tape seals, 8½" x 14⅞" suspended binders...										Yes			
	Binder storage - 11¼"H, 10½" tape seals, 8½" x 14⅞" suspended binders...											Yes		
	Binder storage - 13¼"H, 10½" tape seals, 11" x 14⅞" suspended binders...												Yes	
	European binder - 14¼"H, office equipment (ie. copier, etc.)...													Yes

For front-to-back filing

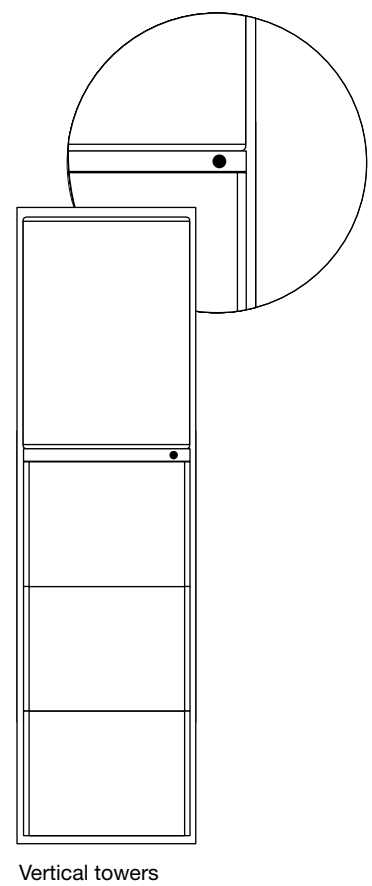
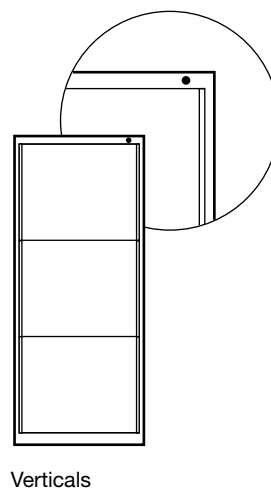
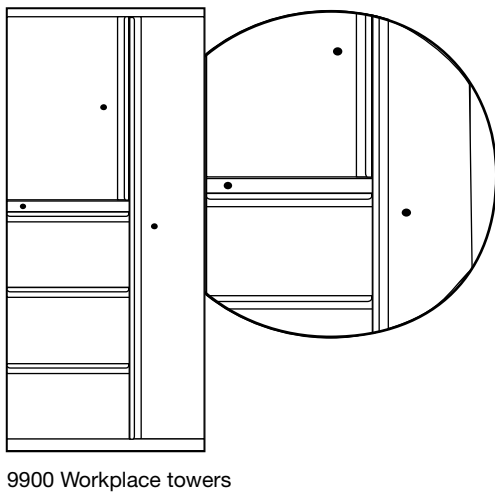
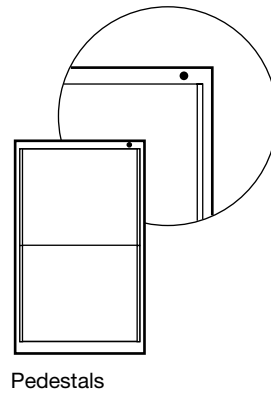
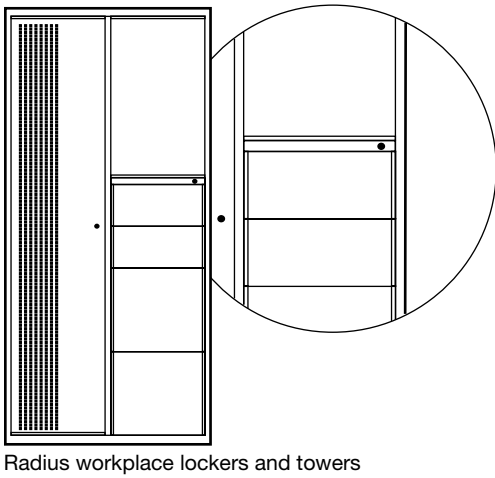
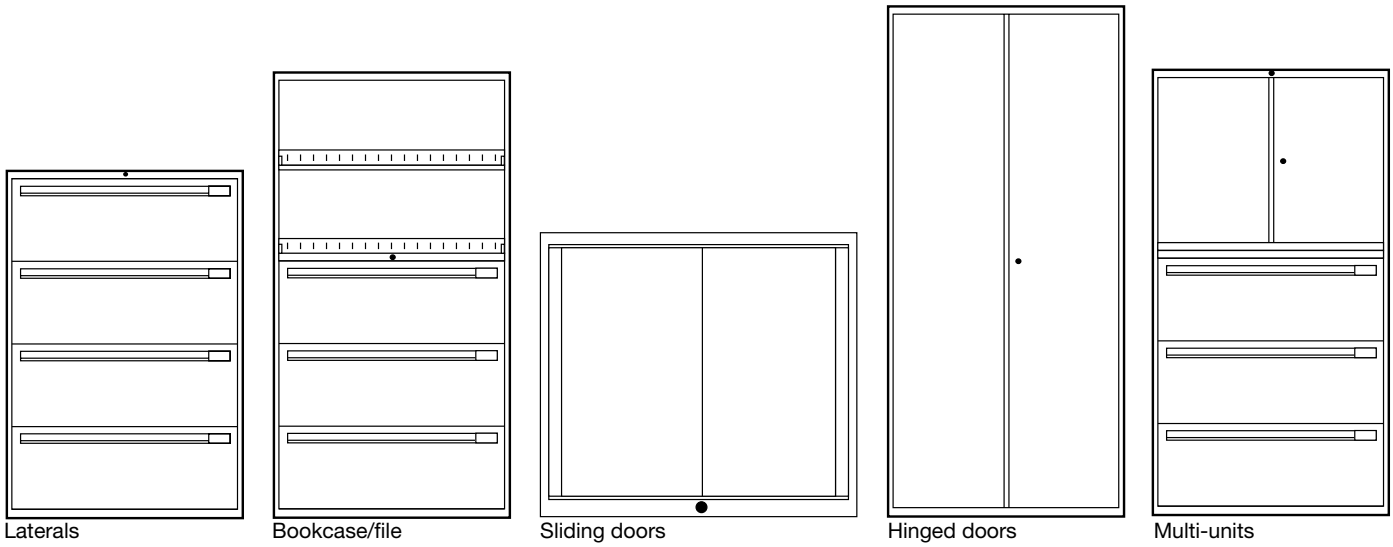
Type of Filing	30" Wide	36" Wide	42" Wide
Letter size	 2-SR (30")	 2-SR (30")	 2-SR (45")
Legal size	 1-SR (15")	 2-SR (30")	 2-SR (30")
14 7/8" x 11" EDP	 1-SR (15")	 1-SR (30")	 2-SR (30")
14 7/8" x 8 1/2" EDP	 1-SR (15")	 1-SR (30")	 2-SR (30")
8 1/2" x 11" EDP	 2-SR (30")	 3-SR (45")	 3-SR (45")

Highest efficiency

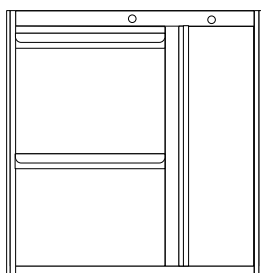
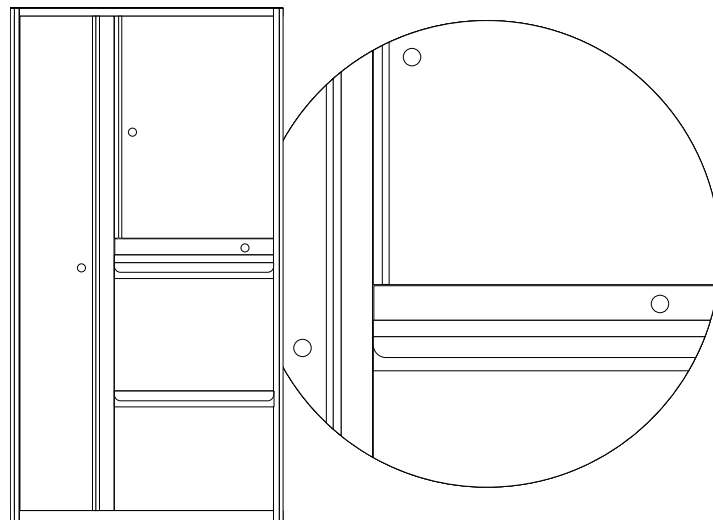
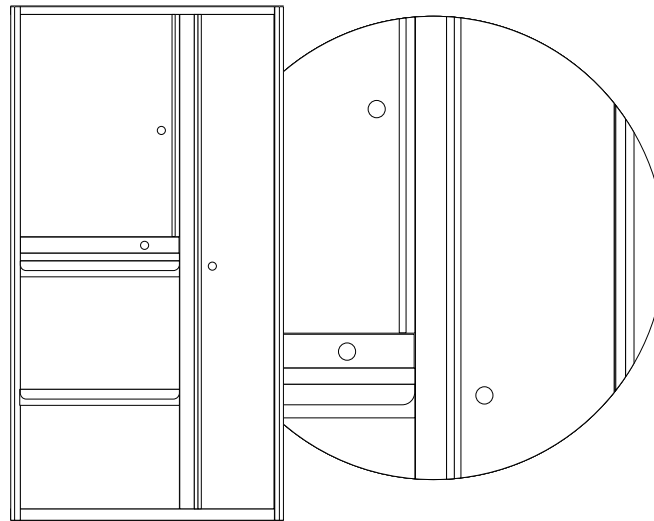
General info

Lock locations

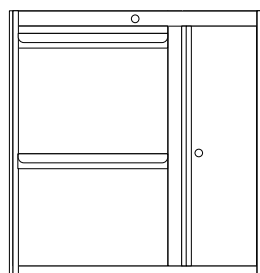
For all product lines except modular towers & GRID



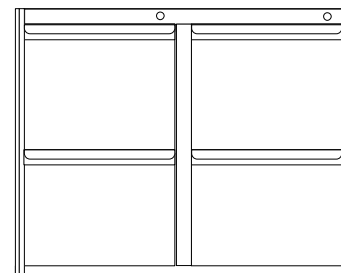
Modular towers



With MoPed



With Hinged Door

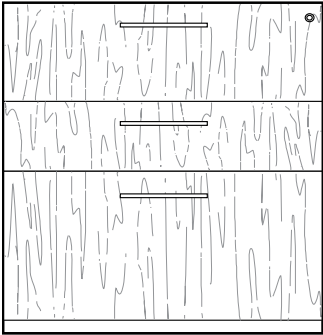


Double Pedestal Base Module


General info

Lock locations

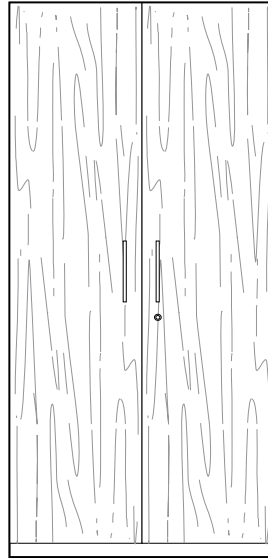
GRID



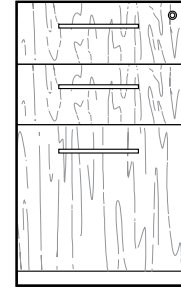
Laterals



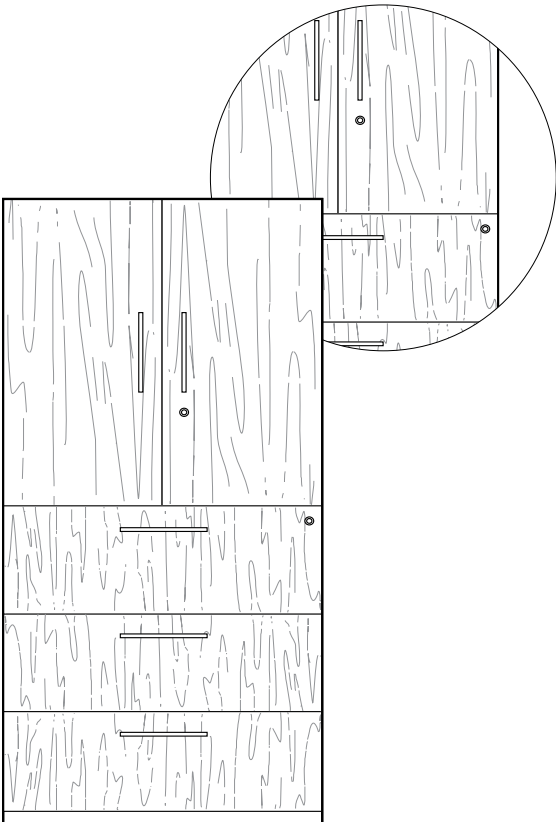
Hinged doors
- 24" interior height



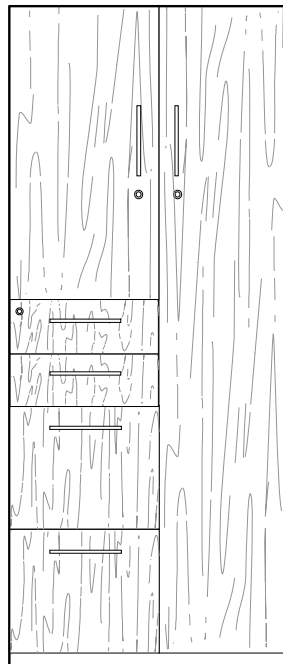
Hinged doors
- all except 24" interior height



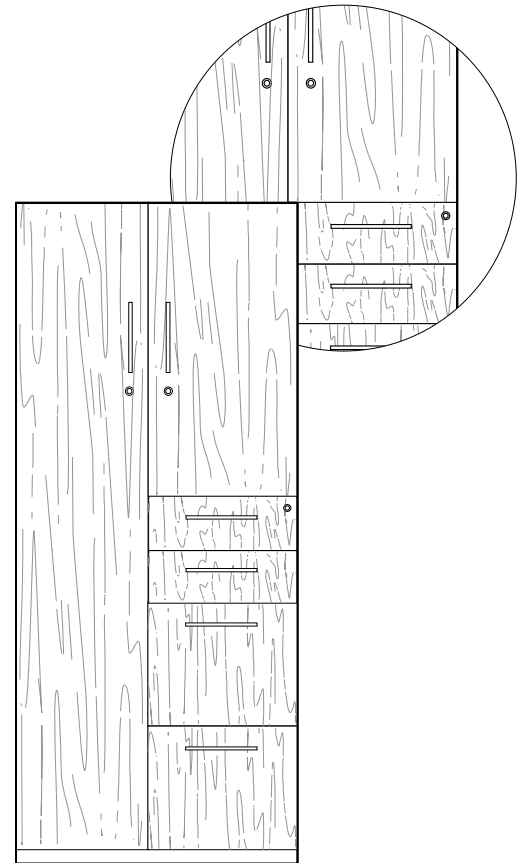
Pedestals



Multi-units



Towers
- Right hand hinged door



Towers
- Left hand hinged door

Counterweight matrix

Product	Can counterweight be ordered during lateral cabinet order entry?	Can Counterweight be installed in factory?	Field installed counterweight order entry code*
30"W Laterals - 21"I.D. & lower	YES	NO	CW
36"W Laterals - 21"I.D. & lower	YES	NO	CW
42"W Laterals - 21"I.D. & lower	YES	NO	CW
30"W Laterals - 22.5"I.D. & higher	YES	NO	IMCW-30
36"W Laterals - 22.5"I.D. & higher	YES	NO	IMCW-36
42"W Laterals - 22.5"I.D. & higher	YES	NO	IMCW-42
Split unit laterals (Storwal)	NO	NO	N/A
Lat/ped combo laterals	NO always included	YES	PFCW
Glide pedestals/verticals	YES	YES	WS-CW
Mobile pedestals (except 7900 series)	NO always included	NO	PM-CW
7900 Series Mobile Pedestals	NO always included	NO	PM-CW79
Waste/Recycle Verticals	YES	NO	PFCW3
Workplace towers & lockers	NO	NO	N/A
Modular towers (except double pedestal)	NO	NO	N/A
Double-pedestal modular towers	NO always included	NO	CW
All non-standard (special) laterals, pedestals, etc.	To be advised by Engineering Specials Department		

*Notes:

Innviromass™ counterweight plates are to be field installed into lateral file cabinets by inserting a 30", 36" or 42" wide retaining wire into holes in the left and right hand rear strips. To accommodate these wires, the .141" diameter holes in rear strips have been changed to .148" diameter.

Innviromass™ counterweight plates are to be field installed into Mobile pedestals (except 7900 Series) using one security bracket and two strips of double-coated tape for each counterweight plate. The security bracket and double-coated tape is supplied with the counterweight, but must be applied to the counterweight in the field per the Counterweight Installation Instruction sheet.

The Innviromass™ counterweights for field installation 'IMCW-30, IMCW-36 & IMCW-42' consist of one Innviromass plate and one retaining wire.

- The 'CW' counterweight for field installation consists of two 24LB steel plates
- The 'WS-CW' counterweight for field installation consists of one 16LB steel plate
- The 'PM-CW' counterweight for field installation consists of one 24LB Innviromass™ plate, one security bracket and two strips of double-coated tape.
- The 'PM-CW79' counterweight for field installation consists of one 24LB steel plate
- The 'PFCW' counterweight for field installation consists of two 16LB steel plates
- The 'PFCW3' counterweight for field installation consists of three 16LB steel plates

Any non-standard (special) lateral file cabinet, pedestals, vertical etc. for which there is a requirement for counterweights must be reviewed by the Engineering special department before the order is released to Production. This applies to new product requests AND product that has been ordered in the past.

At this time, counterweights for Workplace lockers, Workplace towers and Modular Towers (except double-pedestal Modular Tower) are not available. Any requests for these products with a counterweight must be routed to the Engineering Specials Department.

General info

Case weights/cubes

Case weights/cubes

Exterior height	30" Wide				36" Wide				42" Wide			
	Weights		Cubes		Weights		Cubes		Weights		Cubes	
	lbs	(kg)	ft	(m)	lbs	(kg)	ft	(m)	lbs	(kg)	ft	(m)
17 5/8"	25	(11.3)	8	(.22)	31	(14)	10	(.28)	36	(16.3)	11	(.31)
19 3/8"	27	(12.2)	9	(.25)	34	(15.4)	10	(.28)	40	(18)	12	(.34)
20 7/8"	30	(13.6)	10	(.28)	38	(17.2)	11	(.31)	44	(19.9)	13	(.37)
22 5/8"	33	(14.9)	10	(.28)	41	(18.6)	12	(.34)	48	(21.7)	14	(.40)
23 7/8"	36	(16.3)	11	(.31)	44	(19.9)	13	(.37)	52	(23.5)	15	(.42)
25 5/8"	37	(16.7)	11	(.31)	45	(20)	13	(.37)	53	(24)	15	(.42)
26 7/8"	38	(17.2)	12	(.34)	46	(21)	14	(.40)	54	(24.5)	16	(.45)
28 5/8"	39	(17.6)	13	(.37)	47	(21.3)	15	(.42)	55	(24.9)	17	(.48)
29 7/8"	41	(18.6)	14	(.40)	49	(22.2)	16	(.45)	57	(25.8)	18	(.51)
31 5/8"	42	(19)	14	(.40)	50	(22.6)	16	(.45)	59	(26.7)	19	(.54)
32 7/8"	43	(19.5)	14	(.40)	52	(23.5)	17	(.48)	61	(27.6)	20	(.56)
34 5/8"	44	(19.9)	15	(.42)	53	(24)	18	(.51)	62	(28.1)	20	(.56)
35 7/8"	45	(20)	16	(.45)	54	(24.5)	18	(.51)	63	(28.5)	21	(.59)
37 5/8"	47	(21.3)	16	(.45)	56	(25.4)	19	(.54)	65	(29.4)	22	(.62)
38 7/8"	48	(21.7)	17	(.48)	58	(26.3)	20	(.56)	68	(30.8)	23	(.65)
40 5/8"	49	(22.2)	17	(.48)	59	(26.7)	20	(.56)	70	(31.7)	24	(.68)
41 7/8"	50	(22.6)	18	(.51)	60	(27.2)	21	(.59)	72	(32.6)	25	(.71)
43 5/8"	51	(23.1)	18	(.51)	62	(28.1)	22	(.62)	74	(33.5)	25	(.71)
44 7/8"	52	(23.5)	19	(.54)	64	(29)	23	(.65)	76	(34.4)	26	(.74)
46 5/8"	54	(24.5)	20	(.56)	66	(29.9)	23	(.65)	78	(35.3)	27	(.76)
47 7/8"	56	(25.4)	21	(.59)	68	(30.8)	24	(.68)	80	(36.2)	28	(.79)
49 5/8"	57	(25.8)	21	(.59)	69	(31.2)	25	(.71)	81	(36.7)	28	(.79)
50 7/8"	58	(26.3)	22	(.62)	70	(31.7)	26	(.74)	82	(37)	30	(.85)
52 5/8"	59	(26.7)	22	(.62)	71	(32.2)	26	(.74)	83	(37.6)	30	(.85)
53 7/8"	60	(27.2)	23	(.65)	72	(32.6)	27	(.76)	84	(38)	31	(.88)
55 5/8"	61	(27.6)	23	(.65)	73	(33)	27	(.76)	85	(38.5)	32	(.91)
56 7/8"	62	(28.1)	24	(.68)	74	(33.5)	28	(.79)	86	(39)	33	(.93)
58 5/8"	64	(29)	24	(.68)	75	(34)	29	(.82)	87	(39.4)	33	(.93)
59 7/8"	65	(29.4)	25	(.71)	76	(34.4)	30	(.85)	89	(40)	34	(.96)
61 5/8"	67	(30.3)	26	(.74)	78	(35.3)	30	(.85)	91	(41.2)	35	(.99)
62 7/8"	68	(30.8)	26	(.74)	79	(35.8)	31	(.88)	92	(41.7)	36	(1.0)
64 5/8"	70	(31.7)	27	(.76)	81	(36.7)	32	(.91)	94	(42.6)	37	(1.0)
65 7/8"	71	(32.2)	28	(.79)	82	(37)	33	(.93)	95	(43)	38	(1.0)
67 5/8"	73	(33)	28	(.79)	84	(38)	33	(.93)	97	(43.9)	38	(1.0)
68 7/8"	74	(33.5)	29	(.82)	85	(38.5)	34	(.96)	98	(44.4)	39	(1.1)
70 5/8"	75	(34)	29	(.82)	86	(39)	35	(.99)	99	(44.9)	40	(1.1)
71 7/8"	76	(34.4)	30	(.85)	87	(39.4)	36	(1.0)	100	(45)	41	(1.1)
73 5/8"	78	(35.3)	31	(.88)	89	(40)	36	(1.0)	102	(46.2)	42	(1.2)
74 7/8"	79	(35.8)	31	(.88)	90	(40.8)	37	(1.0)	103	(46.7)	43	(1.2)
76 5/8"	81	(36.7)	32	(.91)	92	(41.7)	37	(1.0)	104	(47)	43	(1.2)
77 7/8"	82	(37)	32	(.91)	93	(42)	37	(1.0)	105	(47.6)	43	(1.2)
79 5/8"	84	(38)	33	(.93)	95	(43)	39	(1.1)	—	—	—	—

7900 Series



7900 Series

Pedestals

ANSI/BIFMA

With the addition of counterweights where appropriate, 7900 pedestals meet all ANSI/BIFMA specifications.

Construction

Pedestals are welded, “wrap-around” construction using 20 and 22 gauge high quality, tension leveled, cold rolled steel. The steel gauges selected for drawer fronts, bodies and accessories ensure the highest quality durability and performance for all components.

Construction Features & Benefits

1. Completely enclosed case provides rigid construction and dust-free interiors.
2. Box drawer sides are slotted on 1” centers to allow for maximum flexibility for drawer division.
3. File (10½” and 12”) drawer bodies have full height sides to accommodate hanging file folders, eliminating the need for optional file frames.
4. Fully-progressive ball bearing suspensions on all drawers, including pencil and box drawers, are staged so that left and right sides work in unison. This provides smooth drawer operation with minimum force.
5. Staged suspensions allow the drawer to be completely pulled out, providing access to the entire drawer depth.
6. Special “claw-like” device incorporated in the suspension “grips” the fixed section of the suspension arm preventing drawer bounce-back or creep when drawer is closed.
7. Casters and glides are both recessed “inboard” for a uniform exterior appearance with no visible hardware.
8. Modular interior allows for complete interchangeability of drawer types within the pedestal case. For example, two 6” box drawers may be replaced by one 12” file drawer.
9. 18” deep pedestals come standard with 18” deep drawers. 22” and 28” deep pedestals come standard with 22” deep drawers.

Counterweights

Counterweights are required for ALL freestanding units that are not anchored or ganged to other cabinets or bolted to walls/floor.

Counterweights come standard with ALL mobile pedestals and must be field installed.

Drawer Standard Equipment

15” letter width storage drawers: 3” pencil drawer, 6” box drawer, 10½” and 12” file drawer are standard.

Pedestals containing 3” or 6” drawers are provided with one pencil tray per pedestal. 6” drawers are additionally standard with one steel divider.

Hangfile bars are not included with 7900 Pedestals. Refer to accessories section.

Bases

Optional base aprons are available in 2 standard heights and are screwed to the underside of the pedestal case. Bases may be easily added or changed on site. Pedestals are shipped with bases installed when ordered.

Casters

Four swivel, recessed 1½” black, double-wheel phenolic carpet casters are supplied with mobile pedestals and must be field installed.

Glides

Overall heights are inclusive of metal glides. Heights may be increased up to ⅝” by extending standard glide. Glides are accessible from inside the pedestal when the bottom drawer is fully extended or removed and may be adjusted with a ¼” socket driver.

Optional 1½” stem glides are available. Specify separately and add \$25 list to the pedestal price. Requires field installation.

Locks

Pedestals come standard with lock. If lock is not required add suffix ‘/NL’ after product number. Deduct \$48 list per lock. For lock location, see the front of this price list. Mobile pedestals must include locks.

Random keying is standard. Pedestals may be ordered keyed alike. Specify. Locks feature removable core and are standard with two keys, one of which has a black neoprene plastic key cover.

Cabinets originally ordered as non-locking may be field installed with the addition of locking bars and a lock core. Please contact **Office Specialty Client Services** for required parts.

Master keys are available at \$43 list.



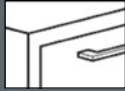

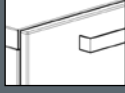

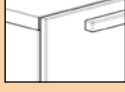
Finishes

Refer to Finishes section for color options. For lock finish options, refer to the front of this price list.

Drawer Pulls

7900 Series fronts come with handles.

7900 Series handles are available in 6 styles.

Pull	7900 Series	Nuform	Veneer
 FP001 P290 Aluminum Leaf Finish			
 FP002 Matte Chrome Finish			
 FP004 Brushed Nickel Finish			
 FP005 Satin Nickel Finish			
 FP007 Brushed Nickel Finish	+\$70	+\$70	+\$70
 FP008 Matte Chrome Finish	+\$70	+\$70	+\$70
 FP009 Nickel Plated Matte Finish	+\$70	+\$70	+\$70

Available

Unavailable

Pulls FP004, FP005, FP007 and FP008 meet the guidelines for ADA compliance.

FP005 is the default pull.

Note: FP002 is not available on hinged door cabinets.

How to order

1. Specify product number.
2. Specify finish color.
3. Specify options.

Product code key example

1518H-2BF10

- 15** -pedestal width
- 18** -pedestal depth
- H** -7900 series
- 2** -number of drawers
- B** -6" box
- F10** -10 1/2" file drawer

General information

Pedestals are standard with either glides or casters. Exterior pedestal heights are nominal. Pedestals with 3" or 6" drawers are standard with one pencil tray per pedestal and one steel divider per 6" drawer. Hang file bars for file drawers must be ordered separately.

Counterweights

Counterweights are required for ALL freestanding units that are not anchored or ganged to other cabinets or bolted to walls/floor. Counterweights are standard with all mobile pedestals and must be field installed. See Counterweight matrix on <?>.

Accessories

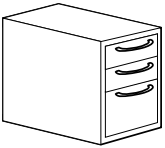

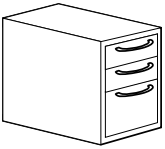
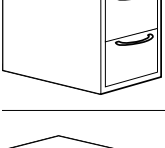
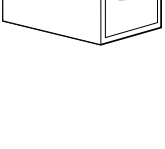


See Pedestal Accessories section for accessories.

Lock option

Pedestals come standard with lock. If lock is not required add suffix '/NL' after product number. Deduct \$48 list.

Finishes

Refer to finishes section for color options. Drawer bodies and accessories are finished in Eco Black.

Description	Part number	Height	Depth	Weight (lbs)	Neutral paint/ base price	Accent paint	
	2 box, 1-10.5" file glides	1518H-2BF10	25 3/8"	18"	90	\$788	+\$80
		1522H-2BF10	25 3/8"	22"	90	\$892	+\$90
		1528H-2BF10	25 3/8"	28"	100	\$938	+\$95
	2 box, 1-10.5" file, mobile, counterweights are included	1518H-2BF10M	26"	18"	85	\$949	+\$96
		1522H-2BF10M	26"	22"	95	\$1052	+\$106
	Mobile pedestals must be locking	1528H-2BF10M	26"	28"	100	\$1099	+\$111
	1-10.5" file, 1-12" file glides	1518H-F10F	25 3/8"	18"	80	\$724	+\$74
		1522H-F10F	25 3/8"	22"	90	\$783	+\$80
		1528H-F10F	25 3/8"	28"	100	\$808	+\$82
	1-10.5" file, 1-12" file, mobile, counterweights are included	1518H-F10FM	26"	18"	85	\$887	+\$90
		1522H-F10FM	26"	22"	95	\$949	+\$96
	Mobile pedestals must be locking	1528H-F10FM	26"	28"	100	\$974	+\$98
	2 box, 1-12" file glides	1518H-2BF	26 7/8"	18"	80	\$788	+\$80
		1522H-2BF	26 7/8"	22"	90	\$892	+\$90
		1528H-2BF	26 7/8"	28"	100	\$938	+\$95
	2-12" file glides	1518H-2F	26 7/8"	18"	80	\$724	+\$74
		1522H-2F	26 7/8"	22"	90	\$783	+\$80
		1528H-2F	26 7/8"	28"	100	\$808	+\$82
	1 pencil, 2-10.5" file glides	1518H-P2F10.5	26 7/8"	18"	80	\$814	+\$83
		1522H-P2F10.5	26 7/8"	22"	90	\$892	+\$90
		1528H-P2F10.5	26 7/8"	28"	100	\$938	+\$95

7900 Series

Pedestals

Cushion Pedestals

How to order

1. Specify product number.
2. Specify finish color.
3. Specify options.

Product code key example

1518H-B7F10MCNH

- 15** pedestal width
- 18** pedestal depth
- H** 7900 series
- B7** 7½" box
- F10** 10 ½" file drawer
- M** mobile
- C** cushion
- NH** no handle

General information

Cushion Mobile pedestals are topped with a 1¼" thick CAL 117 fire-retardant polyurethane foam with a 2.2 lb/ft. density. This upholstered cushion is balanced with a 7/16" board and is attached to the pedestal top with Velcro.

For application of ALL fabrics, both from our graded program as well as COM (customers own material), please specify layup orientation at time of order. If layup instructions are not provided we will choose the direction to maximize our production. Refer to diagram for layup options.

Counterweights

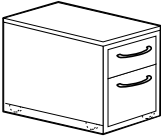
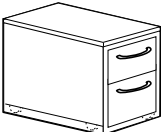
Counterweights are standard with all mobile pedestals and must be field installed. See Counterweight matrix on page 022.

Accessories

See Pedestal Accessories section for accessories.

Finishes

Refer to finishes section for color options. Drawer bodies and accessories are finished in Eco Black.

Description	Part number	Height	Depth	Weight (lbs)	Neutral paint/ base price (grade A fabric)	Accent paint
 <p>Cushion pedestal 1-6" box, 1-12" file drawer, mobile, without handle, counterweights are included Mobile pedestals must be locking</p>	1518H-BFMCNH	22 ½"	18"	93	\$979	+\$99
	1522H-BFMCNH	22 ½"	22"	105	\$1015	+\$102
	1528H-BFMCNH	22 ½"	28"	117	\$1057	+\$107
 <p>Cushion pedestal 1-7½" box, 1-10.5" file drawer, mobile, without handle, counterweights are included Mobile pedestals must be locking</p>	1518H-B7F10MCNH	22 ½"	18"	93	\$949	+\$96
	1522H-B7F10MCNH	22 ½"	22"	105	\$1057	+\$107
	1528H-B7F10MCNH	22 ½"	28"	117	\$1099	+\$111

Fabric upcharge for mobile cushion pedestals

Note: To price fabric grade options add the upcharge (+\$) in the chart below to the base price of the List price (Grade A) column. This will be the total cost for that product.

Grade B/COM	Grade C	Grade D	Grade E	Grade F
+\$48	+\$89	+\$126	+\$151	+\$216

ANSI/BIFMA

With the addition of counterweights where appropriate, lateral files meet all ANSI/BIFMA specifications.

Construction

Lateral files and hinged door cabinets are of all-welded construction using 20 and 22 gauge high quality, tension leveled, cold rolled steel. The steel gauges selected for drawer fronts, bodies and accessories ensure the highest quality durability and performance for all components.

Construction features & benefits

1. All interiors are modular and interchangeable so that cabinets can be retrofitted with new accessories and interiors as required.
2. Lift-up door carrier mechanism has four nylon rollers, two on each side, for smooth receding action with no binding or snagging.
3. Front leading edge of pullout shelves is beaded and rolled to provide grip for pullout action and to strengthen shelf; front leading edge of fixed shelf is flat for easy removal of material.
4. Fully-progressive ball bearing suspensions are staged so that left and right sides work in unison. This provides smooth drawer operation with minimum force.
5. Special "claw-like" device incorporated in suspensions "grips" the fixed section of the suspension arm preventing drawer bounce-back or creep when drawer is closed.
6. Lock bars operate vertically on both sides of the cabinet for maximum security.
7. Lock fingers are configured with right angle bend upward, not downward, so that lift-up doors cannot be pulled down to disengage fingers from door slots and be forced to circumvent lock system.
8. Plastic buttons in side gables of case where top sections of lift-up doors recede into the cabinet eliminate metal-to-metal contact.
9. Plastic buttons in the ends of each drawer and door front eliminates metal-to-metal contact between cabinet sides and closed drawers.
10. Self-closing, 110° opening, European style cupboard hinges provide smooth hinged door operation. Hinges are not visible from the exterior of the cabinet

Counterweights

Counterweights are required for ALL freestanding units that are not anchored or ganged to other cabinets or bolted to walls/floor.

Safelock™

The patented Safelock mechanism provides complete security against accidental opening of two or more drawers simultaneously. When any drawer or single pullout shelf is extended, even fractionally, Safelock ensures that all other openings, except for the 3" and 4½" drawers, immediately become inoperable. Safelock is standard on all lateral files. The only exceptions are the 3" and 4½" drawers and the upper shelf in a two pullout shelf opening.

Drawer standard equipment

Pullout drawers are standard with one pair hangfile bars for side-to-side suspended filing. Optional accessories are available.

Bases

Optional base aprons are available in 2 heights and are screwed to the underside of the cabinet. Bases may be easily added or changed on site. Cabinets are shipped with bases installed when ordered.

Glides

Overall heights are inclusive of metal glides. Heights may be increased up to ⅝" by extending standard glide. Glides are accessible from inside the cabinet when the bottom drawer is fully extended or removed and may be adjusted with a ¼" socket driver.

Optional 1½" stem glides are available. Specify separately and add \$25 list to the cabinet price. Requires field installation.

Locks

Cabinets come standard with lock. If lock is not required add suffix 'NL' after product number. Deduct \$48 list per lock. For lock location, see the guide at the beginning of this price list.

Random keying is standard. Files may be ordered keyed alike. Specify. Locks feature removable core and are standard with two keys, one of which has a black neoprene plastic key cover.

Cabinets originally ordered as non-locking may be field installed with the addition of locking bars and a lock core. Please contact **Office Specialty Client Services** for required parts.

Master keys are available at \$43 list.

Lateral file tops

Refer to Accessories section to order Laminate, Nuform and Veneer tops.


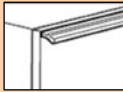


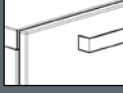

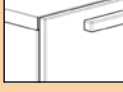
Finishes

Refer to Finishes section for color options. For lock finish options, refer to the front of this price list.

Drawer Pulls

7900 Series fronts come with handles.

7900 Series handles are available in 6 styles.

Pull	7900 Series	Nuform	Veneer
 FP001 P290 Aluminum Leaf Finish			
 FP002 Matte Chrome Finish			
 FP004 Brushed Nickel Finish			
 FP005 Satin Nickel Finish			
 FP007 Brushed Nickel Finish	+\$70	+\$70	+\$70
 FP008 Matte Chrome Finish	+\$70	+\$70	+\$70
 FP009 Nickel Plated Matte Finish	+\$70	+\$70	+\$70

Available Unavailable

Pulls FP004, FP005, FP007 and FP008 meet the guidelines for ADA compliance.

FP005 is the default pull.

Note: FP002 is not available on hinged door cabinets.

7900 Series

Laterals

How to order

1. Specify product number.
2. Specify finish color.
3. Specify options.

Product code key example

30-24-P2FFH

- 30** cabinet width
24 interior height
P pencil drawer
2 number of file drawers
FF fixed front
H 7900 series

General information

Exterior cabinet heights are nominal. Actual heights (with glides fully recessed) are $\frac{1}{8}$ " less. Hinged doors are standard with self-closing European style hinges that open 110°. Shelves are slotted every 1½" and are height adjustable in 1½" increments.

Cabinets are 18" in depth.

Counterweights

Counterweights are required for ALL freestanding units that are not anchored or ganged to other cabinets or bolted to walls/floor. See Counterweight matrix on page 022.

Accessories

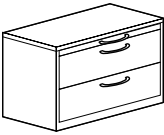

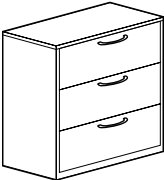
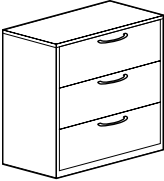


See Lateral File Accessories section for counterweights and accessories.

Lock option

Cabinets come standard with lock. If lock is not required add suffix '**/NL**' after product number. Deduct \$48 list.

Finishes

Refer to finishes section for color options. Drawer bodies and accessories are finished in Eco Black.

Description	Part number	Height	Depth	Weight (lbs)	Neutral paint/ base price	Accent paint
 <p>2 high cabinet top opening 3" drawer, other 2 openings 10.5" fixed front drawers Counterweight is recommended</p>	30-24-P2FFH	26 $\frac{7}{8}$ "	30"	100	\$1129	+\$114
	36-24-P2FFH	26 $\frac{7}{8}$ "	36"	120	\$1233	+\$124
	42-24-P2FFH	26 $\frac{7}{8}$ "	42"	130	\$1336	+\$134
 <p>2 high cabinet 2-12" fixed front drawers Counterweight is recommended</p>	30-2FFH	26 $\frac{7}{8}$ "	30"	100	\$943	+\$95
	36-2FFH	26 $\frac{7}{8}$ "	36"	120	\$1035	+\$104
	42-2FFH	26 $\frac{7}{8}$ "	42"	130	\$1134	+\$114
 <p>3 high cabinet 3-10.5 fixed front drawers</p>	30-31.5-3FFH	34 $\frac{3}{8}$ "	30"	120	\$1264	+\$127
	36-31.5-3FFH	34 $\frac{3}{8}$ "	36"	140	\$1393	+\$141
	42-31.5-3FFH	34 $\frac{3}{8}$ "	42"	160	\$1560	+\$157
 <p>3 high cabinet 3-12" fixed front drawers</p>	30-3FFH	38 $\frac{7}{8}$ "	30"	130	\$1269	+\$127
	36-3FFH	38 $\frac{7}{8}$ "	36"	150	\$1404	+\$142
	42-3FFH	38 $\frac{7}{8}$ "	42"	170	\$1580	+\$159
 <p>4 high cabinet 4-10.5" fixed front drawers</p>	30-42-4FFH	44 $\frac{7}{8}$ "	30"	140	\$1560	+\$157
	36-42-4FFH	44 $\frac{7}{8}$ "	36"	160	\$1777	+\$178
	42-42-4FFH	44 $\frac{7}{8}$ "	42"	180	\$2014	+\$202
 <p>4 high cabinet 4-12" fixed front drawers, 1.5" tie bar</p>	30-4FFH	52 $\frac{3}{8}$ "	30"	170	\$1575	+\$159
	36-4FFH	52 $\frac{3}{8}$ "	36"	195	\$1818	+\$183
	42-4FFH	52 $\frac{3}{8}$ "	42"	230	\$2070	+\$208

How to order

1. Specify product number.
2. Specify finish color.
3. Specify options.

Product code key example

30-52.5-5FFH

30 cabinet width
52.5 interior height
5 number of drawers
FF fixed front
H 7900 series

General information

Exterior cabinet heights are nominal. Actual heights (with glides fully recessed) are 1/8" less. Hinged doors are standard with self-closing European style hinges that open 110°. Shelves are slotted every 1 1/2" and are height adjustable in 1/2" increments.

Cabinets are 18" in depth.

Counterweights

Counterweights are required for ALL freestanding units that are not anchored or ganged to other cabinets or bolted to walls/floor. See Counterweight matrix on page 022.

Accessories

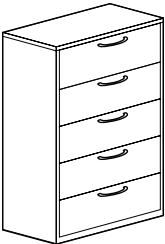
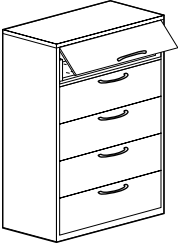
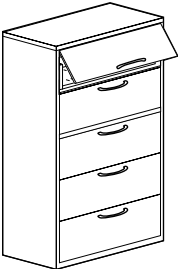
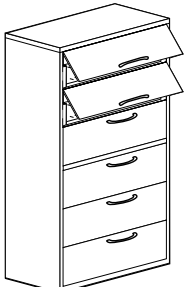
See Lateral File Accessories section for counterweights and accessories.

Lock option

Cabinets come standard with lock. If lock is not required add suffix **'/NL'** after product number. Deduct \$48 list.

Finishes

Refer to finishes section for color options. Drawer bodies and accessories are finished in Eco Black.

Description	Part number	Height	Depth	Weight (lbs)	Neutral paint/ base price	Accent paint	
	5 high cabinet	30-52.5-5FFH	55 3/8"	30"	180	\$1857	+\$186
	5-10.5" fixed front drawers	36-52.5-5FFH	55 3/8"	36"	205	\$2123	+\$214
		42-52.5-5FFH	55 3/8"	42"	240	\$2416	+\$242
	5 high cabinet	30-55.5-5FFH	58 3/8"	30"	185	\$1866	+\$187
	top opening 13.5" lift-up with fixed shelf, other 4 openings	36-55.5-5FFH	58 3/8"	36"	210	\$2142	+\$215
	10.5" fixed front drawers	42-55.5-5FFH	58 3/8"	42"	245	\$2442	+\$245
	5 high cabinet	30-5FFH	64 3/8"	30"	200	\$1876	+\$188
	top opening 12" lift-up with pullout shelf, other 4 openings	36-5FFH	64 3/8"	36"	235	\$2146	+\$216
	12" fixed front drawers, 1.5" tie bar	42-5FFH	64 3/8"	42"	265	\$2440	+\$245
	6 high cabinet	30-6FFH	76 3/8"	30"	250	\$2285	+\$230
	top opening 12" lift-up with fixed shelf and 3 plate dividers, next opening 12" lift-up with pullout shelf and hangfile bars, other 4 openings 12" fixed front drawers, 1.5" tie bar	36-6FFH	76 3/8"	36"	270	\$2612	+\$262
		42-6FFH	76 3/8"	42"	291	\$2944	+\$295

7900 Series

Laterals

Overfile and Storage Cabinets

How to order

1. Specify product number.
2. Specify finish color.
3. Specify options.

Product code key example

3036HDH-SH

- 30** cabinet width
36 interior height
HD hinged door
H 7900 series
SH shelf

General information

Exterior cabinet heights are nominal. Actual heights (with glides fully recessed) are $\frac{1}{8}$ " less. Hinged doors are standard with self-closing European style hinges that open 110°. Shelves are slotted every 1½" and are height adjustable in 1½" increments.

Cabinets are 18" in depth.

Accessories

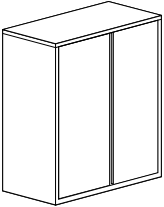





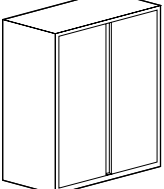
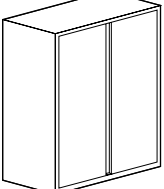
See Lateral File Accessories section for counterweights and accessories.

Lock option

Cabinets come standard with lock. If lock is not required add suffix 'N/L' after product number. Deduct \$48 list.

Finishes

Refer to finishes section for color options. Drawer bodies and accessories are finished in Eco Black.

Description	Part number	Height	Depth	Weight (lbs)	Neutral paint/ base price	Accent paint
	3019.5HDH	22 $\frac{3}{8}$ "	30"	42	\$685	+\$70
	3619.5HDH	22 $\frac{3}{8}$ "	36"	52	\$731	+\$74
	4219.5HDH	22 $\frac{3}{8}$ "	42"	61	\$777	+\$79
	3021HDH	23 $\frac{7}{8}$ "	30"	47	\$685	+\$70
	3621HDH	23 $\frac{7}{8}$ "	36"	65	\$736	+\$75
	4221HDH	23 $\frac{7}{8}$ "	42"	83	\$783	+\$80
	3024HDH	26 $\frac{7}{8}$ "	30"	75	\$685	+\$70
	3624HDH	26 $\frac{7}{8}$ "	36"	95	\$731	+\$74
	4224HDH	26 $\frac{7}{8}$ "	42"	110	\$777	+\$79
	3024HDH-SH	26 $\frac{7}{8}$ "	30"	85	\$772	+\$78
	3624HDH-SH	26 $\frac{7}{8}$ "	36"	105	\$824	+\$84
	4224HDH-SH	26 $\frac{7}{8}$ "	42"	115	\$870	+\$88
	3036HDH	38 $\frac{7}{8}$ "	30"	130	\$803	+\$82
	3636HDH	38 $\frac{7}{8}$ "	36"	140	\$887	+\$90
	4236HDH	38 $\frac{7}{8}$ "	42"	150	\$974	+\$98
	3036HDH-SH	38 $\frac{7}{8}$ "	30"	145	\$979	+\$99
	3636HDH-SH	38 $\frac{7}{8}$ "	36"	155	\$1062	+\$107
	4236HDH-SH	38 $\frac{7}{8}$ "	42"	165	\$1150	+\$116
	3049.5HDH	52 $\frac{3}{8}$ "	30"	160	\$912	+\$92
	3649.5HDH	52 $\frac{3}{8}$ "	36"	170	\$1042	+\$105
	4249.5HDH	52 $\frac{3}{8}$ "	42"	190	\$1186	+\$119
	3049.5HDH-SH	52 $\frac{3}{8}$ "	30"	170	\$1094	+\$110
	3649.5HDH-SH	52 $\frac{3}{8}$ "	36"	180	\$1217	+\$122
	4249.5HDH-SH	52 $\frac{3}{8}$ "	42"	200	\$1363	+\$138

How to order

1. Specify product number.
2. Specify finish color.
3. Specify options.

Product code key example

3061.5HDH-WS

- 30** cabinet width
61.5 interior height
HD hinged door
H 7900 series
WS shelves with coat rod

General information

Exterior cabinet heights are nominal. Actual heights (with glides fully recessed) are $\frac{1}{8}$ " less. Hinged doors are standard with self-closing European style hinges that open 110°. Shelves are slotted every 1½" and are height adjustable in ½" increments.

Cabinets are 18" in depth.

Accessories

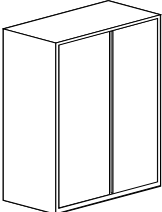
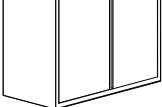

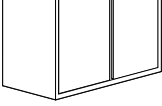
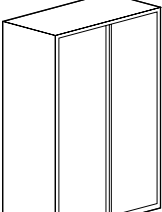
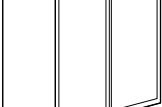
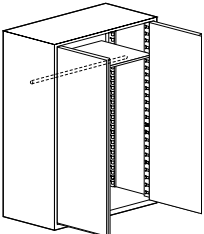
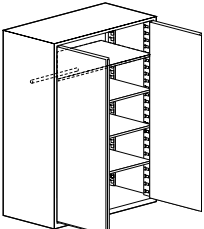
See Lateral File Accessories section for counterweights and accessories.

Lock option

Cabinets come standard with lock. If lock is not required add suffix '**/NL**' after product number. Deduct \$48 list.

Finishes

Refer to finishes section for color options. Drawer bodies and accessories are finished in Eco Black.

Description	Part number	Height	Depth	Weight (lbs)	Neutral paint/ base price	Accent paint
	3052.5HDH	55 $\frac{3}{8}$ "	30"	160	\$927	+\$94
	3652.5HDH	55 $\frac{3}{8}$ "	36"	170	\$1062	+\$107
	4252.5HDH	55 $\frac{3}{8}$ "	42"	190	\$1228	+\$123
	3052.5HDH-SH	55 $\frac{3}{8}$ "	30"	170	\$1104	+\$111
	3652.5HDH-SH	55 $\frac{3}{8}$ "	36"	180	\$1238	+\$124
	4252.5HDH-SH	55 $\frac{3}{8}$ "	42"	200	\$1404	+\$142
	3055.5HDH	58 $\frac{3}{8}$ "	30"	165	\$949	+\$96
	3655.5HDH	58 $\frac{3}{8}$ "	36"	175	\$1067	+\$108
	4255.5HDH	58 $\frac{3}{8}$ "	42"	195	\$1088	+\$110
	3055.5HDH-SH	58 $\frac{3}{8}$ "	30"	170	\$1212	+\$122
	3655.5HDH-SH	58 $\frac{3}{8}$ "	36"	180	\$1321	+\$133
	4255.5HDH-SH	58 $\frac{3}{8}$ "	42"	200	\$1476	+\$149
	3061.5HDH	64 $\frac{3}{8}$ "	30"	175	\$938	+\$95
	3661.5HDH	64 $\frac{3}{8}$ "	36"	185	\$1072	+\$108
	4261.5HDH	64 $\frac{3}{8}$ "	42"	215	\$1233	+\$124
	3061.5HDH-SH	64 $\frac{3}{8}$ "	30"	185	\$1207	+\$121
	3661.5HDH-SH	64 $\frac{3}{8}$ "	36"	200	\$1336	+\$134
	4261.5HDH-SH	64 $\frac{3}{8}$ "	42"	220	\$1497	+\$151
	3061.5HDH-W	64 $\frac{3}{8}$ "	30"	175	\$1062	+\$107
	3661.5HDH-W	64 $\frac{3}{8}$ "	36"	185	\$1191	+\$120
	4261.5HDH-W	64 $\frac{3}{8}$ "	42"	215	\$1352	+\$137
	3061.5HDH-WS	64 $\frac{3}{8}$ "	30"	180	\$1269	+\$127
	3661.5HDH-WS	64 $\frac{3}{8}$ "	36"	190	\$1393	+\$141
	4261.5HDH-WS	64 $\frac{3}{8}$ "	42"	220	\$1560	+\$157

7900 Series

Laterals

Overfile and Storage Cabinets

How to order

1. Specify product number.
2. Specify finish color.
3. Specify options.

Product code key example

3073.5HDL-W

30 cabinet width
73.5 interior height
HD hinged door
H 7900 series
W shelf with coat rod

General information

Exterior cabinet heights are nominal. Actual heights (with glides fully recessed) are $\frac{1}{8}$ " less. Hinged doors are standard with self-closing European style hinges that open 110°. Shelves are slotted every 1½" and are height adjustable in 1½" increments.

Cabinets are 18" in depth.

Accessories

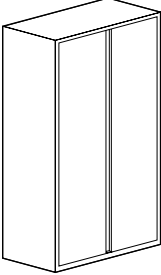
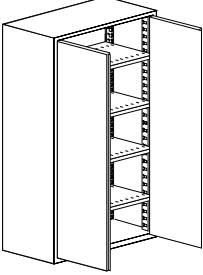
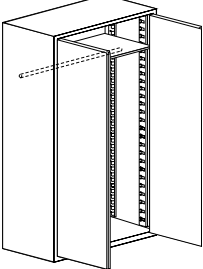
See Lateral File Accessories section for counterweights and accessories.

Lock option

Cabinets come standard with lock. If lock is not required add suffix '**/NL**' after product number. Deduct \$48 list.

Finishes

Refer to finishes section for color options. Drawer bodies and accessories are finished in Eco Black.

Description	Part number	Height	Depth	Weight (lbs)	Neutral paint/ base price	Accent paint	
	Cabinet with hinged doors, no interior accessories	3073.5HDL	76 $\frac{3}{8}$ "	30"	190	\$1145	+\$115
		3673.5HDL	76 $\frac{3}{8}$ "	36"	220	\$1301	+\$131
		4273.5HDL	76 $\frac{3}{8}$ "	42"	240	\$1461	+\$147
	Cabinet with hinged doors with 4 slotted shelves	3073.5HDL-SH	76 $\frac{3}{8}$ "	30"	210	\$1497	+\$151
		3673.5HDL-SH	76 $\frac{3}{8}$ "	36"	240	\$1652	+\$166
		4273.5HDL-SH	76 $\frac{3}{8}$ "	42"	260	\$1818	+\$183
	Cabinet with hinged doors, 1 blank shelf and side-to-side coat rod	3073.5HDL-W	76 $\frac{3}{8}$ "	30"	195	\$1259	+\$126
		3673.5HDL-W	76 $\frac{3}{8}$ "	36"	225	\$1414	+\$143
		4273.5HDL-W	76 $\frac{3}{8}$ "	42"	245	\$1580	+\$159

Construction

Towers are of all-welded construction using 20 and 22 gauge high quality, tension leveled, cold rolled steel. The steel gauges selected for drawer fronts, bodies and accessories ensure the highest quality durability and performance for all components.

Construction features & benefits

1. All interiors are modular and interchangeable so that cabinets can be retrofitted with new accessories and interiors as required.
2. Fully-progressive ball bearing suspensions are staged so that left and right sides work in unison. This provides smooth drawer operation with minimum force.
3. Special "claw-like" device incorporated in suspensions "grips" the fixed section of the suspension arm preventing drawer bounce-back or creep when drawer is closed.
4. 110° opening European style cupboard hinges provide smooth hinged door operation. Hinges are not visible from the exterior of the cabinet.

Safelock™

The patented Safelock mechanism provides complete security against accidental opening of two or more drawers simultaneously. When any drawer or single pullout shelf is extended, even fractionally, Safelock ensures that all other openings, except for the 3", 4½", 6" and 7½" drawers, immediately become inoperable. Safelock is standard on all lateral files. The only exceptions are the 3", 4½", 6" and 7½" drawers.

Drawer standard equipment

Lockers and Towers containing 3" or 6" drawers are provided with one pencil tray per cabinet. 6" drawers are additionally standard with one steel divider. 10 ½", 12" and 15" letter-width file drawers have one suspension bar for side-to-side filing of letter or legal-size folders. Optional accessories are available.

Glides

Overall heights are inclusive of metal glides. Heights may be increased up to ⅝" by extending standard glide. Glides are accessible from inside the cabinet when the bottom drawer is fully extended or removed and may be adjusted with a ¼" socket driver.

Optional 1½" stem glides are available. Specify separately and add \$25 list to the cabinet price. Requires field installation.

Locks

Cabinets come standard with lock. If lock is not required add suffix '**NL**' after product number. Deduct \$48 list per lock. For lock location, see the guide at the beginning of this price list.

Random keying is standard. Files may be ordered keyed alike. Specify. Locks feature removable core and are standard with two keys, one of which has a black neoprene plastic key cover.

Cabinets originally ordered as non-locking may be field installed with the addition of locking bars and a lock core. Please contact **Office Specialty Client Services** for required parts.

Master keys are available at \$43 list.



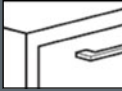

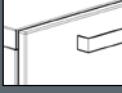

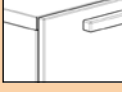
Finishes

Refer to Finishes section for color options. For lock finish options, refer to the front of this price list.

Drawer Pulls

7900 Series fronts come with handles.

7900 Series handles are available in 6 styles.

Pull	7900 Series	Nuform	Veneer
 FP001 P290 Aluminum Leaf Finish			
 FP002 Matte Chrome Finish			
 FP004 Brushed Nickel Finish			
 FP005 Satin Nickel Finish			
 FP007 Brushed Nickel Finish	+\$70	+\$70	+\$70
 FP008 Matte Chrome Finish	+\$70	+\$70	+\$70
 FP009 Nickel Plated Matte Finish	+\$70	+\$70	+\$70

Available

Unavailable

Pulls FP004, FP005, FP007 and FP008 meet the guidelines for ADA compliance.

FP005 is the default pull.

7900 Hinged doors do not have a pull. They are magnetic touch latch.

Note: FP002 is not available on hinged door cabinets.

7900 Series

Workplace Towers

How to order

1. Specify product number
2. Specify finish color
3. Specify options

Product code key example

TR2460H-2F

- T** workplace tower
R right-handed door
24 24" wide
60 60" interior height
H 7900 series
2 number of drawers
F 12" file drawer

General information





Exterior cabinet heights are nominal. Actual heights (with glides fully recessed) are $\frac{1}{8}$ " less. Units containing pencil and/or box drawers include one pencil tray per unit. Each box drawer contains one steel divider. Full length door contains 2-prong coat hook. Hinged door insert has two non-slotted shelves, adjustable in $1\frac{1}{2}$ " increments. Hinged doors are standard with self closing European style hinges and open 110° .

Lock Option

Workplace towers come standard with lock. If lock is not required add suffix '**NL**' after product number. Deduct \$48 list per lock.

Finishes

Refer to finishes section for color options. Drawer bodies and accessories are finished in Eco Black.

Description	Part number	Height	Depth	Weight (lbs)	Neutral paint/ base price	Accent paint
 <p>Full-length door $8\frac{3}{16}$" wide on one side, 27" hinged door insert and 2-10.5" file drawers $13\frac{5}{8}$" wide on the other.</p>	TL2446H-2F10 left-handed hinged door (illustrated)	49 $\frac{3}{8}$ "	24"	118	\$2698	+\$270
	TR2446H-2F10 right-handed hinged door	49 $\frac{3}{8}$ "	24"	118	\$2698	+\$270
 <p>Full-length door $8\frac{3}{16}$" wide on one side, 27" hinged door insert, 1-7.5" file and 1-12" drawers $13\frac{5}{8}$" wide on the other.</p>	TL2446H-B7F left-handed hinged door (illustrated)	49 $\frac{3}{8}$ "	24"	118	\$2698	+\$270
	TR2446H-B7F right-handed hinged door	49 $\frac{3}{8}$ "	24"	118	\$2698	+\$270
 <p>Full-length door $8\frac{3}{16}$" wide on one side, 36" high hinged door insert and 2-12" file drawers $13\frac{5}{8}$" wide on the other.</p>	TL2460H-2F left-handed hinged door (illustrated)	62 $\frac{7}{8}$ "	24"	185	\$2698	+\$270
	TR2460H-2F right-handed hinged door	62 $\frac{7}{8}$ "	24"	185	\$2698	+\$270
 <p>Full-length door $8\frac{3}{16}$" wide on one side, 36" high hinged door insert, 2-6" box and 1-12" file drawers $13\frac{5}{8}$" wide on the other.</p>	TL2460H-2BF left-handed hinged door (illustrated)	62 $\frac{7}{8}$ "	24"	185	\$2698	+\$270
	TR2460H-2BF right-handed hinged door	62 $\frac{7}{8}$ "	24"	185	\$2698	+\$270

Pedestals



ANSI/BIFMA

With the addition of counterweights where appropriate, pedestals meet all ANSI/BIFMA specifications.

Construction

Pedestals are welded, “wrap-around” construction using 18 and 20 gauge high quality, tension leveled, cold rolled steel. The steel gauges selected for drawer fronts, bodies and accessories ensure the highest quality durability and performance for all components.

Construction features & benefits

1. “Wrap-around” construction with no visible vertical seams gives a clean appearance.
2. Completely enclosed case provides rigid construction and dust-free interiors.
3. Box drawer sides are slotted on 1” centers to allow for maximum flexibility for drawer division.
4. File (10½” and 12”) drawer bodies have full-height sides to accommodate hanging file folders, eliminating the need for optional file frames.
5. Fully-progressive ball bearing suspensions on all drawers, including pencil and box drawers, are staged so that left and right sides work in unison. This provides smooth drawer operation with minimum force.
6. Staged suspensions allow the drawer to be completely pulled out, providing access to the entire drawer depth.
7. Special “claw-like” device incorporated in the suspension “grips” the fixed section of the suspension arm preventing drawer bounce-back or creep when drawer is closed.
8. Casters and glides are both recessed “inboard” for a uniform exterior appearance with no visible hardware.
9. Modular interior allows for complete interchangeability of drawer types within the pedestal case. For example, two 6” box drawers may be replaced by one 12” file drawer.

Counterweights

Counterweights are required for ALL freestanding units that are not anchored or ganged to other cabinets or bolted to walls/floor.

Counterweights come standard with ALL mobile pedestals and must be field installed.

Drawer Standard Equipment

15” letter width storage drawers: 3” pencil drawer, 6” box drawer, 10½” and 12” file drawer are standard.

18” legal width storage drawers: 3” pencil drawer, 6” box drawer, 10½” and 12” file drawer are standard. 10½” and 12” file drawer will house suspended legal-size folders front-to-back.

Pedestals containing 3” or 6” drawers are provided with one pencil tray per pedestal. 6” drawers are additionally standard with one steel divider.

10½” and 12” letter-width file drawers have one suspension bar (two in a 28” deep pedestal) for side-to-side filing of legal or letter-size folders.

Bases

Optional base aprons are available in 2 standard heights and are screwed to the underside of the pedestal case. Bases may be easily added or changed on site. Pedestals are shipped with bases installed when ordered.

Casters

Four swivel, recessed 1½” black, double-wheel phenolic carpet casters are supplied with mobile pedestals and must be field installed. Recessed casters are not visible.

Glides

Overall heights are inclusive of metal glides. Heights may be increased up to ¾” by extending standard glide. Glides are accessible from inside the pedestal when the bottom drawer is fully extended or removed and may be adjusted with a ¼” socket driver.

Optional 1½” stem glides are available. Specify separately and add \$25 list to the pedestal price. Requires field installation. Optional Platform-style Glides - see Accessories.

Locks

Pedestals come standard with lock. If lock is not required add suffix ‘/NL’ after product number. Deduct \$48 list per lock. For lock location, see the guide at the beginning of this price list. Mobile pedestals must include locks.

Random keying is standard. Pedestals may be ordered keyed alike. Specify. Locks feature removable core and are standard with two keys, one of which has a black neoprene plastic key cover.

Pedestals originally ordered as non-locking may be field installed with the addition of locking bars and a lock core.

Please contact **Office Specialty Client Services** for required parts.

Master keys are available at \$43 list.

Finishes

Refer to Finishes section for color options. For lock finish options, refer to the front of this price list.

Drawer Pulls

Storage Centers and 9900 Series fronts have full width integral pulls with enamel finish to match case fronts.

Radius Series fronts are ¾” thick and are radiused at the front top and bottom. This detail adds ⅝” to the overall pedestal depth,

Radius pulls are manufactured from black ABS plastic and are recessed into drawer sides.

How to order

1. Specify product number.
2. Specify finish color.
3. Specify options.

Product code key example

1522□-2BF10M

15 pedestal width
22 pedestal depth

□ **(Leave Blank)** - Storage Centers
E - 9900 Series
R - Radius Series

2B 2 box drawers
F10 10½" file drawer

M mobile

General information

Pedestals are standard with either glides or casters. Exterior pedestal heights are nominal. Actual heights (with glides fully recessed) are ⅛" less. **Pedestal depths are nominal. Actual depth for Storage Centers and 9900 Series are ¾" more than noted.** Casters must be field installed. Pedestals with 3" or 6" drawers are standard with one pencil tray per pedestal and one steel divider per 6" drawer. 10½" and 12" drawers have one suspension bar (two in a 28" deep pedestal) for side-to-side filing of letter or legal size folders.

Optional handle for mobile cushion pedestals, \$27 list.

Counterweights

Counterweights are required for ALL freestanding units that are not anchored or ganged to other cabinets or bolted to walls/floor. Counterweights are standard with all mobile pedestals and must be field installed. See Counterweight matrix on page 022.

Accessories

See Pedestal Accessories section for counterweights and accessories.

Lock option

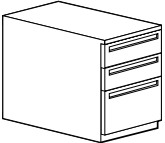
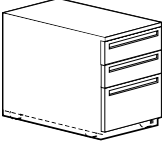
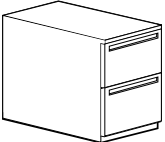
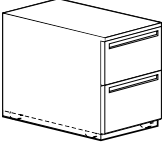
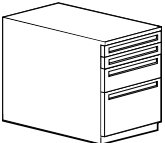
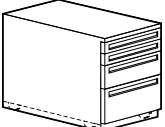
Pedestals come standard with lock. If lock is not required add suffix '/NL' after product number. Deduct \$48 list.

Finishes

Refer to Finishes section for color options. Drawer bodies and accessories are finished in Eco Black.

*** Add the Platform-style glide to support a 28½" h worksurface.**

**** Add the Platform-style glide to support a 30" h worksurface.**

Description	Part number	Exterior Height	Case depth	Weight (lbs)	Storage centers/ 9900 series/ Neutral paint	Radius series/ Neutral paint	Accent paint	
	2-6" box, 1-10.5" file glides	1518□-2BF10*	25 ¾"	18"	80	\$798	\$878	+\$81
		1522□-2BF10*	25 ¾"	22"	90	\$903	\$971	+\$91
		1528□-2BF10*	25 ¾"	28"	100	\$946	\$1009	+\$96
	2-6" box, 1-10.5" file, mobile, counterweights are included	1518□-2BF10M	26"	18"	85	\$961	\$1039	+\$97
	Mobile pedestals must be locking	1522□-2BF10M	26"	22"	95	\$1066	\$1131	+\$107
		1528□-2BF10M	26"	28"	105	\$1109	\$1171	+\$112
	1-10.5" file, 1-12" file glides	1518□-F10F*	25 ¾"	18"	80	\$735	\$803	+\$75
		1522□-F10F*	25 ¾"	22"	90	\$797	\$855	+\$81
		1528□-F10F*	25 ¾"	28"	100	\$828	\$881	+\$84
	1-10.5" file, 1-12" file, mobile, counterweights are included	1518□-F10FM	26"	18"	85	\$899	\$962	+\$91
	Mobile pedestals must be locking	1522□-F10FM	26"	22"	95	\$959	\$1014	+\$97
		1528□-F10FM	26"	28"	105	\$992	\$1042	+\$100
	2-3" pencil, 1-6" box, 1-10.5" file glides	1518□-2PBF10*	25 ¾"	18"	80	\$874	\$965	+\$89
		1522□-2PBF10*	25 ¾"	22"	90	\$980	\$1058	+\$99
		1528□-2PBF10*	25 ¾"	28"	100	\$1040	\$1122	+\$105
	2-3" pencil, 1-6" box, 1-10.5" file, mobile, counterweights are included	1518□-2PBF10M	26"	18"	85	\$1040	\$1125	+\$105
	Mobile pedestals must be locking	1522□-2PBF10M	26"	22"	95	\$1144	\$1217	+\$115
		1528□-2PBF10M	26"	28"	105	\$1202	\$1282	+\$121

Pedestals

Desk Height Application, Letter

How to order

1. Specify product number.
2. Specify finish color.
3. Specify options.

Product code key example

1522□-B4B7FM

15 pedestal width
22 pedestal depth

(Leave Blank) - Storage Centers
E - 9900 Series
R - Radius Series

B4 4½" box drawer

B7 7½" box drawer

F 12" file drawer

M mobile

General information

Pedestals are standard with either glides or casters. Exterior pedestal heights are nominal. Actual heights (with glides fully recessed) are ⅛" less. **Pedestal depths are nominal. Actual depth for Storage Centers and 9900 Series are ¾" more than noted.** Casters must be field installed. Pedestals with 3" or 6" drawers are standard with one pencil tray per pedestal and one steel divider per 6" drawer. 10½" and 12" drawers have one suspension bar (two in a 28" deep pedestal) for side-to-side filing of letter or legal size folders.

Optional handle for mobile cushion pedestals, \$27 list.

27 ½"h mobile pedestals do NOT fit under a standard 28.5"h worksurface.

Accessories

See Pedestal Accessories section for counterweights and accessories.

Lock option

Pedestals come standard with lock. If lock is not required add suffix '/NL' after product number. Deduct \$48 list.

Finishes

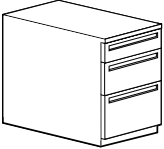
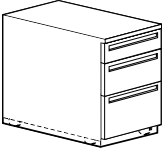
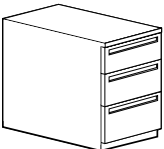
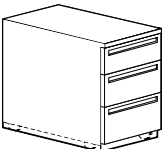
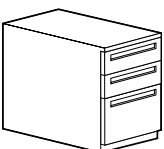
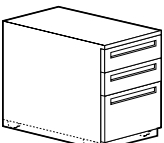
Refer to Finishes section for color options. Drawer bodies and accessories are finished in Eco Black.

*** Add the Platform-style glide to support a 28½"h worksurface.**

**** Add the Platform-style glide to support a 30"h worksurface.**

Counterweights

Counterweights are required for ALL freestanding units that are not anchored or ganged to other cabinets or bolted to walls/floor. Counterweights are standard with all mobile pedestals and must be field installed. See Counterweight matrix on page 022.

Description	Part number	Exterior Height	Case depth	Weight (lbs)	Storage centers/ 9900 series/ Neutral paint	Radius series/ Neutral paint	Accent paint	
	1-4.5" box, 1-7.5" box, 1-12" file glides	1518□-B4B7F**	26 ⅞"	18"	80	\$798	—	+\$81
		1522□-B4B7F**	26 ⅞"	22"	90	\$903	—	+\$91
		1528□-B4B7F**	26 ⅞"	28"	100	\$946	—	+\$96
	1-4.5" box, 1-7.5" box, 1-12" file, mobile, counterweights are included	1518□-B4B7FM	27 ½"	18"	85	\$961	—	+\$97
		1522□-B4B7FM	27 ½"	22"	95	\$1066	—	+\$107
		1528□-B4B7FM	27 ½"	28"	105	\$1109	—	+\$112
Mobile pedestals must be locking								
	1-6" box, 1-7.5" box, 1-10.5" file glides	1518□-BB7F10**	26 ⅞"	18"	80	\$798	\$878	+\$81
		1522□-BB7F10**	26 ⅞"	22"	90	\$903	\$971	+\$91
		1528□-BB7F10**	26 ⅞"	28"	100	\$946	\$1009	+\$96
	1-6" box, 1-7.5" box, 1-10.5" file, mobile, counterweights are included	1518□-BB7F10M	27 ½"	18"	85	\$961	\$1039	+\$97
		1522□-BB7F10M	27 ½"	22"	95	\$1066	\$1131	+\$107
		1528□-BB7F10M	27 ½"	28"	105	\$1109	\$1171	+\$112
Mobile pedestals must be locking								
	2-6" box, 1-12" file glides	1518□-2BF**	26 ⅞"	18"	80	\$798	\$878	+\$81
		1522□-2BF**	26 ⅞"	22"	90	\$903	\$971	+\$91
		1528□-2BF**	26 ⅞"	28"	100	\$946	\$1009	+\$96
	2-6" box, 1-12" file, mobile, counterweights are included	1518□-2BFM	27 ½"	18"	85	\$961	\$1039	+\$97
		1522□-2BFM	27 ½"	22"	95	\$1066	\$1131	+\$107
		1528□-2BFM	27 ½"	28"	105	\$1109	\$1171	+\$112
Mobile pedestals must be locking								

How to order

1. Specify product number.
2. Specify finish color.
3. Specify options.

Product code key example

1522□-2FM

- 15** pedestal width
- 22** pedestal depth
- (Leave Blank)** - Storage Centers
- E** - 9900 Series
- R** - Radius Series
- 2** number of drawers
- F** 12" file drawer
- M** mobile

General information

Pedestals are standard with either glides or casters. Exterior pedestal heights are nominal. Actual heights (with glides fully recessed) are $\frac{1}{8}$ " less. **Pedestal depths are nominal. Actual depth for Storage Centers and 9900 Series are $\frac{3}{4}$ " more than noted.** Casters must be field installed. Pedestals with 3" or 6" drawers are standard with one pencil tray per pedestal and one steel divider per 6" drawer. 10 $\frac{1}{2}$ " and 12" drawers have one suspension bar (two in a 28" deep pedestal) for side-to-side filing of letter or legal size folders.

Optional handle for mobile cushion pedestals, \$27 list.

27 $\frac{1}{2}$ "h mobile pedestals do NOT fit under a standard 28.5"h worksurface.

Accessories

See Pedestal Accessories section for counterweights and accessories.

Lock option

Pedestals come standard with lock. If lock is not required add suffix '/NL' after product number. Deduct \$48 list.

Finishes

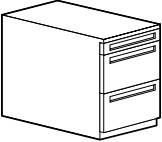
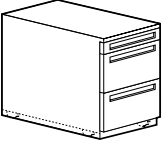
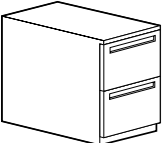
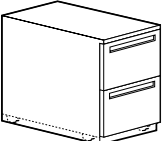
Refer to Finishes section for color options. Drawer bodies and accessories are finished in Eco Black.

*** Add the Platform-style glide to support a 28 $\frac{1}{2}$ "h worksurface.**

**** Add the Platform-style glide to support a 30"h worksurface.**

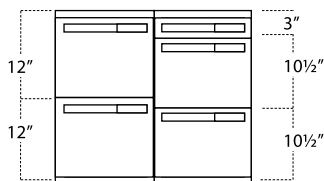
Counterweights

Counterweights are required for ALL freestanding units that are not anchored or ganged to other cabinets or bolted to walls/floor. Counterweights are standard with all mobile pedestals and must be field installed. See Counterweight matrix on page 022.

Description	Part number	Exterior Height	Case depth	Weight (lbs)	Storage centers/ 9900 series/ Neutral paint	Radius series/ Neutral paint	Accent paint	
	1-3" pencil, 2-10.5" file glides	1518□-P2F10.5**	26 $\frac{7}{8}$ "	18"	80	\$828	\$913	+\$84
		1522□-P2F10.5**	26 $\frac{7}{8}$ "	22"	90	\$905	\$978	+\$92
		1528□-P2F10.5**	26 $\frac{7}{8}$ "	28"	100	\$950	\$1022	+\$96
	1-3" pencil, 2-10.5" file, mobile, counterweights are included	1518□-P2F10.5M	27 $\frac{1}{2}$ "	18"	85	\$992	\$1073	+\$100
		1522□-P2F10.5M	27 $\frac{1}{2}$ "	22"	95	\$1067	\$1139	+\$108
	Mobile pedestals must be locking	1528□-P2F10.5M	27 $\frac{1}{2}$ "	28"	105	\$1112	\$1181	+\$112
	2-12" file glides	1518□-2F**	26 $\frac{7}{8}$ "	18"	80	\$735	\$820	+\$75
		1522□-2F**	26 $\frac{7}{8}$ "	22"	90	\$797	\$855	+\$81
		1528□-2F**	26 $\frac{7}{8}$ "	28"	100	\$828	\$881	+\$84
	2-12" file, mobile, counterweights are included	1518□-2FM	27 $\frac{1}{2}$ "	18"	85	\$899	\$962	+\$91
		1522□-2FM	27 $\frac{1}{2}$ "	22"	95	\$959	\$1014	+\$97
	Mobile pedestals must be locking	1528□-2FM	27 $\frac{1}{2}$ "	28"	105	\$992	\$1042	+\$100

CONSIDER THIS!

At the same height get a personal drawer with your 2 file drawers!



Pedestals

Desk Height Application, Letter

How to order

1. Specify product number.
2. Specify finish color.
3. Specify options.

Product code key example

1522□-4BM

- 15** pedestal width
22 pedestal depth
- (Leave Blank)** - Storage Centers
E - 9900 Series
R - Radius Series
- 4B** 4 box drawers
M mobile

General information

Pedestals are standard with either glides or casters. Exterior pedestal heights are nominal. Actual heights (with glides fully recessed) are 1/8" less. **Pedestal depths are nominal. Actual depth for Storage Centers and 9900 Series are 3/4" more than noted.** Casters must be field installed. Pedestals with 3" or 6" drawers are standard with one pencil tray per pedestal and one steel divider per 6" drawer. 10 1/2" and 12" drawers have one suspension bar (two in a 28" deep pedestal) for side-to-side filing of letter or legal size folders.

Optional handle for mobile cushion pedestals, \$27 list.

27 1/2" h mobile pedestals do NOT fit under a standard 28.5" h worksurface.

Accessories

See Pedestal Accessories section for counterweights and accessories.

Lock option

Pedestals come standard with lock. If lock is not required add suffix '/NL' after product number. Deduct \$48 list.

Finishes

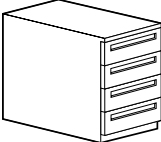
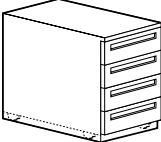
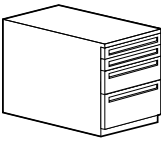
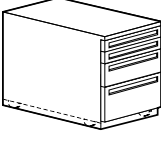
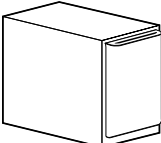
Refer to Finishes section for color options. Drawer bodies and accessories are finished in Eco Black.

*** Add the Platform-style glide to support a 28 1/2" h worksurface.**

**** Add the Platform-style glide to support a 30" h worksurface.**

Counterweights

Counterweights are required for ALL freestanding units that are not anchored or ganged to other cabinets or bolted to walls/floor. Counterweights are standard with all mobile pedestals and must be field installed. See Counterweight matrix on page 022.

Description	Part number	Exterior Height	Case depth	Weight (lbs)	Storage centers/ 9900 series/ Neutral paint	Radius series/ Neutral paint	Accent paint
	4-6" box glides 1518□-4B**	26 7/8"	18"	80	\$861	\$954	+\$87
	1522□-4B**	26 7/8"	22"	90	\$1009	\$1090	+\$102
	1528□-4B**	26 7/8"	28"	100	\$1064	\$1141	+\$107
	4-6" box, mobile, counterweights are included 1518□-4BM	27 1/2"	18"	85	\$1024	\$1114	+\$103
	1522□-4BM	27 1/2"	22"	95	\$1173	\$1249	+\$118
	Mobile pedestals must be locking 1528□-4BM	27 1/2"	28"	105	\$1228	\$1301	+\$123
	2-3" pencil, 1-6" box, 1-12" file glides 1518□-2PBF**	26 7/8"	18"	80	\$874	\$965	+\$89
	1522□-2PBF**	26 7/8"	22"	90	\$980	\$1058	+\$99
	1528□-2PBF**	26 7/8"	28"	100	\$1040	\$1122	+\$105
	2-3" pencil, 1-6" box, 1-12" file, mobile, counterweights are included 1518□-2PBFM	27 1/2"	18"	85	\$1040	\$1125	+\$105
	1522□-2PBFM	27 1/2"	22"	95	\$1144	\$1217	+\$115
	Mobile pedestals must be locking 1528□-2PBFM	27 1/2"	28"	105	\$1202	\$1282	+\$121
	For Desk Height Application hinged door with 1 adjustable shelf glides 1518□-L24HD**	26 7/8"	18"	70	\$636	\$636	+\$64
	1522□-L24HD**	26 7/8"	22"	80	\$714	\$714	+\$73
	left-handed hinged door (illustrated) 1518□-R24HD**	26 7/8"	18"	70	\$636	\$636	+\$64
	1522□-R24HD**	26 7/8"	22"	80	\$714	\$714	+\$73
	right-handed hinged door						

How to order

1. Specify product number.
2. Specify finish color.
3. Specify options.

Product code key example

1822□-**2BF10**

18 pedestal width
22 pedestal depth

□ **(Leave Blank)** - Storage Centers
E - 9900 Series
R - Radius Series

2B 2 box drawers
F10 10½" file drawer

General information

Pedestals are standard with either glides or casters. Exterior pedestal heights are nominal. Actual heights (with glides fully recessed) are ⅛" less. **Pedestal depths are nominal. Actual depth for Storage Centers and 9900 Series are ¾" more than noted.** Casters must be field installed. Pedestals with 3" or 6" drawers are standard with one pencil tray per pedestal and one steel divider per 6" drawer. 10½" and 12" drawers have one suspension bar (two in a 28" deep pedestal) for side-to-side filing of letter or legal size folders.

Optional handle for mobile cushion pedestals, \$27 list.

Counterweights

Counterweights are required for ALL freestanding units that are not anchored or ganged to other cabinets or bolted to walls/floor. See Counterweight matrix on page 022.

Accessories

See Pedestal Accessories section for counterweights and accessories.

Lock option

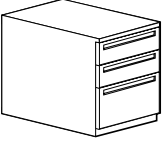
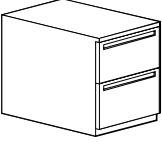
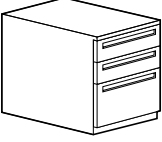
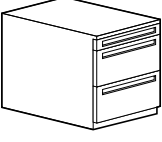
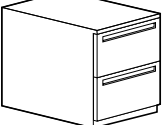
Pedestals come standard with lock. If lock is not required add suffix '/NL' after product number. Deduct \$48 list.

Finishes

Refer to Finishes section for color options. Drawer bodies and accessories are finished in Eco Black.

*** Add the Platform-style glide to support a 28½" h worksurface.**

**** Add the Platform-style glide to support a 30" h worksurface.**

Description	Part number	Exterior Height	Case depth	Weight (lbs)	Storage centers/ 9900 series/ Neutral paint	Radius series/ Neutral paint	Accent paint
 2-6" box, 1-10.5" file glides	1822 □- 2BF10 *	25 ⅜"	22"	85	\$1051	\$1138	+\$106
	1828 □- 2BF10 *	25 ⅜"	28"	95	\$1103	\$1184	+\$111
 1-10.5" file, 1-12" file glides	1822 □- F10F *	25 ⅜"	22"	85	\$930	\$996	+\$94
	1828 □- F10F *	25 ⅜"	28"	95	\$968	\$1025	+\$98
 2-6" box, 1 file glides	1822 □- 2BF **	26 ⅞"	22"	85	\$1051	\$1138	+\$106
	1828 □- 2BF **	26 ⅞"	28"	95	\$1103	\$1184	+\$111
 1-3" pencil, 2-10.5" file glides	1822 □- P2F10.5 **	26 ⅞"	22"	85	\$1052	\$1141	+\$106
	1828 □- P2F10.5 **	26 ⅞"	28"	95	\$1100	\$1183	+\$111
 2-12" file glides	1822 □- 2F **	26 ⅞"	22"	85	\$930	\$996	+\$94
	1828 □- 2F **	26 ⅞"	28"	95	\$968	\$1025	+\$98

Pedestals

Keyboard Height Application, Letter

How to order

1. Specify product number.
2. Specify finish color.
3. Specify options.

Product code key example

1522□-**B7FM**

- 15** pedestal width
22 pedestal depth
- **(Leave Blank)** - Storage Centers
E - 9900 Series
R - Radius Series
- B7** 7½" box drawer
F 12" file drawer
M mobile

General information

Pedestals are standard with either glides or casters. Exterior pedestal heights are nominal. Actual heights (with glides fully recessed) are ⅛" less. **Pedestal depths are nominal. Actual depth for Storage Centers and 9900 Series are ¾" more than noted.** Casters must be field installed. Pedestals with 3" or 6" drawers are standard with one pencil tray per pedestal and one steel divider per 6" drawer. 10½" and 12" drawers have one suspension bar (two in a 28" deep pedestal) for side-to-side filing of letter or legal size folders.

Optional handle for mobile cushion pedestals, \$27 list.

Counterweights

Counterweights are required for ALL freestanding units that are not anchored or ganged to other cabinets or bolted to walls/floor. Counterweights are standard with all mobile pedestals and must be field installed. See Counterweight matrix on page 022.

Accessories

See Pedestal Accessories section for counterweights and accessories.

Lock option

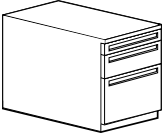
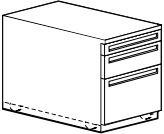
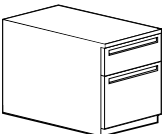
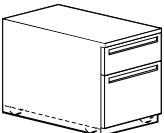
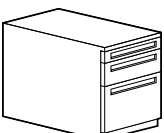
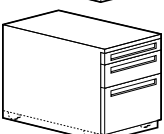
Pedestals come standard with lock. If lock is not required add suffix 'NL' after product number. Deduct \$48 list.

Finishes

Refer to Finishes section for color options. Drawer bodies and accessories are finished in Eco Black.

*** Add the Platform-style glide to support a 28½"h worksurface.**

**** Add the Platform-style glide to support a 30"h worksurface.**

Description	Part number	Exterior Height	Case depth	Weight (lbs)	Storage centers/ 9900 series/ Neutral paint	Radius series/ Neutral paint	Accent paint	
	1-3" pencil, 1-6" box, 1-10.5" file glides	1518 □- PBF10	22 ¾"	18"	75	\$782	\$854	+\$79
		1522 □- PBF10	22 ¾"	22"	85	\$872	\$932	+\$88
		1528 □- PBF10	22 ¾"	28"	95	\$917	\$979	+\$93
	1-3" pencil, 1-6" box, 1-10.5" file, mobile, counterweights are included	1518 □- PBF10M	23"	18"	80	\$945	\$1012	+\$96
		1522 □- PBF10M	23"	22"	90	\$1035	\$1095	+\$104
	Mobile pedestals must be locking	1528 □- PBF10M	23"	28"	100	\$1079	\$1141	+\$109
	1-7.5" box, 1-12" file glides	1518 □- B7F	22 ¾"	18"	75	\$689	\$742	+\$70
		1522 □- B7F	22 ¾"	22"	85	\$764	\$809	+\$78
		1528 □- B7F	22 ¾"	28"	95	\$797	\$839	+\$81
	1-7.5" box, 1-12" file, mobile, counterweights are included	1518 □- B7FM	23"	18"	80	\$852	\$902	+\$86
		1522 □- B7FM	23"	22"	90	\$927	\$970	+\$94
	Mobile pedestals must be locking	1528 □- B7FM	23"	28"	100	\$959	\$999	+\$97
	1-3" pencil, 1-6" box, 1-12" file glides	1518 □- PBF	23 ⅞"	18"	75	\$782	\$854	+\$79
		1522 □- PBF	23 ⅞"	22"	85	\$872	\$932	+\$88
		1528 □- PBF	23 ⅞"	28"	95	\$917	\$979	+\$93
	1-3" pencil, 1-6" box, 1-12" file, mobile, counterweights are included	1518 □- PBFM	24 ½"	18"	80	\$945	\$1012	+\$96
		1522 □- PBFM	24 ½"	2"	90	\$1035	\$1095	+\$104
	Mobile pedestals must be locking	1528 □- PBFM	24 ½"	28"	100	\$1079	\$1141	+\$109

How to order

1. Specify product number.
2. Specify finish color.
3. Specify options.

Product code key example

1522□-2F10.5M

15 pedestal width
22 pedestal depth

□ **(Leave Blank)** - Storage Centers
E - 9900 Series
R - Radius Series

2 number of drawers

F10.5 10½" file drawer

M mobile

General information

Pedestals are standard with either glides or casters. Exterior pedestal heights are nominal. Actual heights (with glides fully recessed) are ⅛" less. **Pedestal depths are nominal. Actual depth for Storage Centers and 9900 Series are ¾" more than noted.** Casters must be field installed. Pedestals with 3" or 6" drawers are standard with one pencil tray per pedestal and one steel divider per 6" drawer. 10½" and 12" drawers have one suspension bar (two in a 28" deep pedestal) for side-to-side filing of letter or legal size folders.

Optional handle for mobile cushion pedestals, \$27 list.

Counterweights

Counterweights are required for ALL freestanding units that are not anchored or ganged to other cabinets or bolted to walls/floor. Counterweights are standard with all mobile pedestals and must be field installed. See Counterweight matrix on page 022.

Accessories

See Pedestal Accessories section for counterweights and accessories.

Lock option

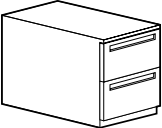
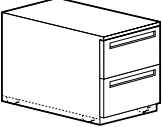
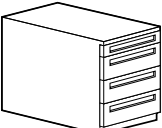
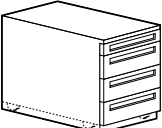
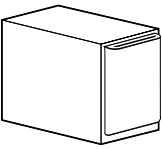
Pedestals come standard with lock. If lock is not required add suffix '/NL' after product number. Deduct \$48 list.

Finishes

Refer to Finishes section for color options. Drawer bodies and accessories are finished in Eco Black.

*** Add the Platform-style glide to support a 28½"h worksurface.**

**** Add the Platform-style glide to support a 30"h worksurface.**

Description	Part number	Exterior Height	Case depth	Weight (lbs)	Storage centers/ 9900 series/ Neutral paint	Radius series/ Neutral paint	Accent paint	
	2-10.5" file glides	1518□-2F10.5	23 ⅞"	18"	75	\$735	\$802	+\$75
		1522□-2F10.5	23 ⅞"	22"	85	\$797	\$854	+\$81
		1528□-2F10.5	23 ⅞"	28"	95	\$828	\$879	+\$84
	2-10.5" file, mobile, counterweights are included	1518□-2F10.5M	24 ½"	18"	80	\$899	\$961	+\$91
		1522□-2F10.5M	24 ½"	22"	90	\$959	\$1012	+\$97
	Mobile pedestals must be locking	1528□-2F10.5M	24 ½"	28"	100	\$992	\$1040	+\$100
	1-3" pencil, 3-6" box glides	1518□-P3B	23 ⅞"	18"	75	\$845	\$928	+\$86
		1522□-P3B	23 ⅞"	22"	85	\$979	\$1049	+\$99
		1528□-P3B	23 ⅞"	28"	95	\$1035	\$1110	+\$104
	1-3" pencil, 3-6" box, mobile, counterweights are included	1518□-P3BM	24 ½"	18"	80	\$1007	\$1090	+\$102
		1522□-P3BM	24 ½"	22"	90	\$1143	\$1209	+\$115
	Mobile pedestals must be locking	1528□-P3BM	24 ½"	28"	100	\$1199	\$1268	+\$121
	For Keyboard Height Application hinged door with 1 adjustable shelf glides	1518□-L21HD	23 ⅞"	18"	65	\$636	\$636	+\$64
		1522□-L21HD	23 ⅞"	22"	75	\$714	\$714	+\$73
		left-handed hinged door (illustrated)						
		1518□-R21HD	23 ⅞"	18"	65	\$636	\$636	+\$64
		1522□-R21HD	23 ⅞"	22"	75	\$714	\$714	+\$73
		right-handed hinged door						

Pedestals

Cushion Pedestals

How to order

1. Specify product number.
2. Specify finish color.
3. Specify options.

Product code key example

1522□-**BFMC**

- 15** pedestal width
22 pedestal depth
- (Leave Blank)** - Storage Centers
E - 9900 Series
R - Radius Series
- B** box drawer
F 12" file drawer
M mobile
C cushion

General information

Pedestal depths are nominal. Actual depth for Storage Centers and 9900 Series are ¾" more than noted. Cushion Mobile pedestals are topped with a 1 ¼" thick CAL

117 fire-retardant polyurethane foam with a 2.2 lb/ft. density. This upholstered cushion is balanced with a 7/16" board and is attached to the pedestal top with Velcro. Pedestal depths are nominal. Actual depth for Storage Centers and 9900 Series are ¾" more. For application of ALL fabrics, both from our graded program as well as COM (customers own material), please specify layup orientation at time of order. If layup instructions are not provided we will choose the direction to maximize our production. Refer to Upholstery and COM sections at the beginning of this Price List for details. Casters must be field installed.

Optional handle for mobile cushion pedestals, \$27 list.

Counterweights

Counterweights are required for ALL freestanding units that are not anchored or ganged to other cabinets or bolted to walls/floor. Counterweights are standard with all mobile pedestals and must be field installed. See Counterweight matrix on page 022.

Accessories

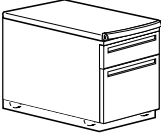
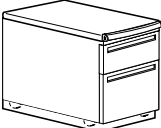
See Pedestal Accessories section for counterweights and accessories.

Lock option

Pedestals come standard with lock. If lock is not required add suffix '**NL**' after product number. Deduct \$48 list.

Finishes

Refer to Finishes section for color options. Drawer bodies and accessories are finished in Eco Black.

Description	Part number	Exterior Height	Case depth	Weight (lbs)	Storage centers/ 9900 series/ Neutral paint	Radius series/ Neutral paint	Accent paint
 <p>Cushion pedestal 1-6" box, 1-12" file drawer, mobile, counterweights are included Mobile pedestals must be locking</p>	1518 □- BFMC	22 ½"	18"	93	\$990	\$1136	+\$100
	1522 □- BFMC	22 ½"	22"	105	\$1029	\$1181	+\$104
	1528 □- BFMC	22 ½"	28"	117	\$1070	\$1220	+\$108
 <p>Cushion pedestal 1-7.5" box, 1-10.5" file drawer, mobile, counterweights are included Mobile pedestals must be locking</p>	1518 □- B7F10MC	22 ½"	18"	93	\$990	\$1136	+\$100
	1522 □- B7F10MC	22 ½"	22"	105	\$1029	\$1181	+\$104
	1528 □- B7F10MC	22 ½"	28"	117	\$1070	\$1220	+\$108

Fabric upcharge for mobile cushion pedestals

Note: To price fabric grade options, add the upcharge (+\$) in the chart below to the base price of the List price (Grade A) column This will be the total cost for that product.

Grade B/COM	Grade C	Grade D	Grade E	Grade F
+\$48	+\$89	+\$126	+\$151	+\$216

How to order

1. Specify product number.
2. Specify finish color.
3. Specify options.

Product code key example

1522□-2F10TB-2

15 pedestal width
22 pedestal depth

□ **(Leave Blank)** - Storage Centers
E - 9900 Series
R - Radius Series

2 number of drawers

F10 10½" file drawer

TB-2 number of locking tie bar shelves

General information

Pedestals are standard with either glides or casters. Exterior pedestal heights are nominal. Actual heights (with glides fully recessed) are ⅛" less. **Pedestal depths are nominal. Actual depth for Storage Centers and 9900 Series are ¾" more than noted.** Casters must be field installed. Pedestals with 3" or 6" drawers are standard with one pencil tray per pedestal and one steel divider per 6" drawer. 10½" and 12" drawers have one suspension bar (two in a 28" deep pedestal) for side-to-side filing of letter or legal size folders.

Counterweights

Counterweights are required for ALL freestanding units that are not anchored or ganged to other cabinets or bolted to walls/floor. See Counterweight matrix on page 022.

Accessories

See Pedestal Accessories section for counterweights and accessories.

Lock option

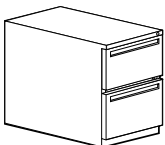
Pedestal drawers lock individually. If lock is not required add suffix '**NL**' after product number. Deduct \$48 list.

Finishes

Refer to Finishes section for color options. Drawer bodies and accessories are finished in Eco Black.

*** Add the Platform-style glide to support a 28½" h worksurface.**

**** Add the Platform-style glide to support a 30" h worksurface.**

Description	Part number	Exterior Height	Case depth	Weight (lbs)	Storage centers/ 9900 series/ Neutral paint	Radius series/ Neutral paint	Accent paint
 Pedestal with 2-10 ½" individual locking drawers. Locks and security shelf are included. Locks are keyed differently.	1522□-2F10TB-2*	25 ⅜"	22"	105	\$1096	\$1147	+\$110
	1528□-2F10TB-2*	25 ⅜"	28"	117	\$1126	\$1173	+\$113

Left blank intentionally.

Laterals



ANSI/BIFMA

With the addition of counterweights where appropriate, lateral files meet all ANSI/BIFMA specifications.

Construction

Lateral files and hinged door cabinets are of all-welded construction using 20 and 22 gauge high quality, tension leveled, cold rolled steel. The steel gauges selected for drawer fronts, bodies and accessories ensure the highest quality, durability and performance for all components.

Construction features & benefits

1. All interiors are modular and interchangeable so that cabinets can be retrofitted with new accessories and interiors as required.
2. Corners are strengthened with a reinforcing gusset and are welded at junction of top and case fronts, eliminating horizontal lines for a cleaner, flush appearance on the face of the cabinet.
3. Full width pulls allow lift-up doors and drawers to be opened from any position.
4. Rigid construction allows lift-up doors to be picked up and receded smoothly from any point, eliminates deformation, ensures flush fit within the cabinet and improves lock performance.
5. Lift-up door carrier mechanism has four nylon rollers, two on each side, for smooth receding action with no binding or snagging.
6. Front leading edge of pullout shelves is beaded and rolled to provide grip for pullout action and to strengthen shelf; front leading edge of fixed shelf is flat for easy removal of material.
7. Fully-progressive ball bearing suspensions are staged so that left and right sides work in unison. This provides smooth drawer operation with minimum force.
8. Special Claw-like device incorporated in suspensions "grips" the fixed section of the suspension arm preventing drawer bounce-back or creep when drawer is closed.
9. Lock bars operate vertically on both sides of the cabinet for maximum security.
10. Lock fingers are configured with right angle bend upward, not downward, so that lift-up doors cannot be pulled down to disengage fingers from door slots and be forced to circumvent lock system.
11. Plastic buttons in side gables of case where top sections of lift-up doors recede into the cabinet eliminate metal-to-metal contact.
12. Plastic buttons in the ends of each drawer and door front eliminates metal-to-metal contact between cabinet sides and closed drawers.
13. Self-closing, 110° opening, European style cupboard hinges provide smooth hinged door operation. Hinges are not visible from the exterior of the cabinet.

Bases

Optional base aprons are available in 2 heights and are screwed to the underside of the cabinet. Bases may be easily added or changed on site. Cabinets are shipped with bases installed when ordered.

Counterweights

Counterweights are required for ALL freestanding units that are not anchored or ganged to other cabinets or bolted to walls/floor.

Safelock™

The patented Safelock mechanism provides complete security against accidental opening of two or more drawers simultaneously. When any drawer or single pullout shelf is extended, even fractionally, Safelock ensures that all other openings, except for the 3" and 4½" drawers, immediately become inoperable. Safelock is standard on all lateral files. The only exceptions are the 3" and 4½" drawers and the upper shelf in a two pullout shelf opening.

Drawer Standard Equipment

Pullout drawers and shelves are standard with one pair hangfile bars for side-to-side suspended filing. Fixed shelves are standard with 3 plate dividers. Optional accessories are available.

Glides

Overall heights are inclusive of metal glides. Heights may be increased up to ⅝" by extending standard glide. Glides are accessible from inside the cabinet when the bottom drawer is fully extended or removed and may be adjusted with a ¼" socket driver.

Optional 1½" stem glides are available.

Specify and add \$25 list to the cabinet price. Requires field installation.

Locks

Cabinets come standard with lock. If lock is not required add suffix 'N/L' after product number. Deduct \$48 list per lock. For lock location, see diagrams at the front of this price list.

Note: 3" and 4½" drawers, when located immediately above a case bottom, tie bar shelf or reference shelves cannot be locked.

Random keying is standard. Files may be ordered keyed alike. Locks feature removable core and are standard with two keys, one of which has a black neoprene plastic key cover.

Cabinets originally ordered as non-locking may be field installed with the addition of locking bars and a lock core. Please contact **Office Specialty Client Services** for required parts.

Master keys are available at \$43 list.

Lateral file tops

Refer to Accessories section to order Laminate, Nuform and Veneer tops.

Finishes

Refer to Finishes section for color options. For lock finish options, refer to the front of this price list.

Drawer Pulls

Storage Centers and 9900 Series fronts have full width integral pulls with enamel finish to match case fronts.

Radius Series fronts are 3 4" thick and are radiused at the front top and bottom. This detail adds ⅝" to the overall lateral depth (included in dimensions shown).

Radius pulls are manufactured from black ABS plastic and are recessed into drawer sides. Drawer sides are capped with black ABS plastic.

How to order

1. Specify product number.
2. Specify finish color.
3. Specify options.

Product code key example

36-21-2FF□

36 cabinet width
21 interior height
2 number of drawers
FF fixed front

□ **(Leave Blank)** - Storage Centers
E - 9900 Series
R - Radius Series

General information

Exterior cabinet heights are nominal. Actual heights (with glides fully recessed) are 1/8" less. Cabinets are priced inclusive 1 pair of hangfile bars in each pullout opening and fixed shelves are standard with 3 plate dividers.

Cabinets are 18" in depth.

Counterweights

Counterweights are required for ALL freestanding units that are not anchored or ganged to other cabinets or bolted to walls/floor. See Counterweight matrix on page 022.

Accessories

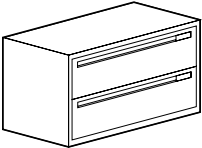
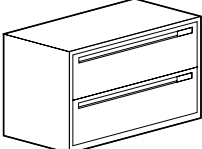

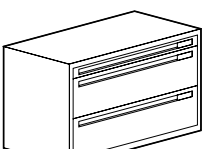


See Lateral File Accessories section for counterweights and accessories.

Lock option

Cabinets come standard with lock. If lock is not required add suffix '/NL' after product number. Deduct \$48 list.

Finishes

Refer to Finishes section for color options. Drawer bodies and accessories are finished in Eco Black.

Description	Part number	Exterior height	Width	Weight (lbs)	Storage centers/ 9900 series/ Neutral paint	Radius series/ Neutral paint	Accent paint	
	2 high cabinet 2-10.5" fixed front drawers	30-21-2FF □	23 7/8"	30"	80	\$951	\$1071	+\$96
		36-21-2FF □	23 7/8"	36"	98	\$1044	\$1176	+\$105
		42-21-2FF □	23 7/8"	42"	116	\$1146	\$1326	+\$115
	2 high cabinet 2-12" fixed front drawers	24-2FF □	26 7/8"	24"	90	\$891	—	+\$90
		30-2FF □	26 7/8"	30"	100	\$953	\$1073	+\$96
		36-2FF □	26 7/8"	36"	120	\$1046	\$1179	+\$105
		42-2FF □	26 7/8"	42"	130	\$1149	\$1329	+\$116
	2 high cabinet 2-12" lift-up doors with fixed shelves	30-2ET □	26 7/8"	30"	100	\$928	\$975	+\$94
		36-2ET □	26 7/8"	36"	120	\$1009	\$1097	+\$102
		42-2ET □	26 7/8"	42"	130	\$1118	\$1195	+\$113
	2 high cabinet top opening 3" drawer, other 2 openings 10.5" fixed front drawers	30-24-P2FF □	26 7/8"	30"	100	\$1137	\$1316	+\$114
		36-24-P2FF □	26 7/8"	36"	120	\$1240	\$1448	+\$125
		42-24-P2FF □	26 7/8"	42"	130	\$1349	\$1616	+\$135
	2 high cabinet 1-6" drawer, 1-7.5" drawer and 1-10.5" fixed front drawer	30-24-BB7F □	26 7/8"	30"	100	\$1108	\$1283	+\$112
		36-24-BB7F □	26 7/8"	36"	120	\$1217	\$1415	+\$122
		42-24-BB7F □	26 7/8"	42"	130	\$1344	\$1571	+\$135
	2 high cabinet 1-4.5" drawer, 1-7.5" drawer and 1-12" fixed front drawer	30-24-B4B7F □	26 7/8"	30"	100	\$1098	—	+\$111
		36-24-B4B7F □	26 7/8"	36"	120	\$1197	—	+\$120
		42-24-B4B7F □	26 7/8"	42"	130	\$1300	—	+\$130

Laterals

Pre-configured 2 high

How to order

1. Specify product number.
2. Specify finish color.
3. Specify options.

Product code key example

36-2LU□

36 cabinet width
2 number of doors
LU lift-up door

- **(Leave Blank)** - Storage Centers
E - 9900 Series
R - Radius Series

General information

All 13.5" and 15" openings for 14 7/8" x 11" EDP printouts include EDP kit for side-to-side filing of Accodata type 2 point suspension binders. Exterior cabinet heights are nominal. Actual heights (with glides fully recessed) are 1/8" less. Cabinets are priced inclusive 1 pair of hangfile bars in each pullout opening and fixed shelves are standard with 3 plate dividers.

Cabinets are 18" in depth.

Counterweights

Counterweights are required for ALL freestanding units that are not anchored or ganged to other cabinets or bolted to walls/floor. See Counterweight matrix on page 022.

Accessories

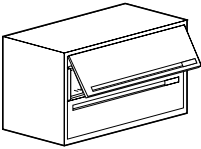
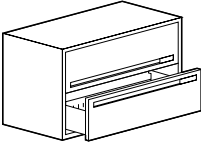

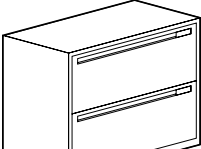
See Lateral File Accessories section for counterweights and accessories.

Lock option

Cabinets come standard with lock. If lock is not required add suffix **'/NL'** after product number. Deduct \$48 list.

Finishes

Refer to Finishes section for color options. Drawer bodies and accessories are finished in Eco Black.

Description	Part number	Exterior height	Width	Weight (lbs)	Storage centers/ 9900 series/ Neutral paint	Radius series/ Neutral paint	Accent paint
 <p>2 high cabinet top opening 13.5" lift-up door with fixed shelf, with 3 plate dividers, other opening 10.5" fixed front drawer</p>	30-24-13LU10F □	26 7/8"	30"	100	\$951	\$1077	+\$96
	36-24-13LU10F □	26 7/8"	36"	120	\$1050	\$1188	+\$106
	42-24-13LU10F □	26 7/8"	42"	130	\$1163	\$1308	+\$117
 <p>2 high cabinet top opening 12" lift-up door with pullout shelf, bottom opening 12" fixed front drawer</p>	30-2LU □	26 7/8"	30"	100	\$953	\$1073	+\$96
	36-2LU □	26 7/8"	36"	120	\$1046	\$1179	+\$105
	42-2LU □	26 7/8"	42"	130	\$1149	\$1329	+\$116
 <p>2 high cabinet 2-13.5" fixed front EDP drawers</p>	30-27-2EDP □	29 7/8"	30"	120	\$1137	\$1276	+\$114
	36-27-2EDP □	29 7/8"	36"	130	\$1222	\$1382	+\$123
	42-27-2EDP □	29 7/8"	42"	150	\$1344	\$1501	+\$135
 <p>2 high cabinet 2-15" fixed front EDP drawers</p>	30-30-2EDP □	32 7/8"	30"	130	\$1153	\$1291	+\$116
	36-30-2EDP □	32 7/8"	36"	140	\$1261	\$1419	+\$127
	42-30-2EDP □	32 7/8"	42"	160	\$1396	\$1552	+\$141

How to order

1. Specify product number.
2. Specify finish color.
3. Specify options.

Product code key example

36-31.5-3FF□

- 36** cabinet width
- 31.5** interior height
- 3** number of drawers
- FF** fixed front

- **(Leave Blank)** - Storage Centers
- E** - 9900 Series
- R** - Radius Series

General information

All 13.5" and 15" openings for 14 7/8" x 11" EDP printouts include EDP kit for side-to-side filing of Accodata type 2 point suspension binders. Exterior cabinet heights are nominal. Actual heights (with glides fully recessed) are 1/8" less. Cabinets are priced inclusive 1 pair of hangfile bars in each pullout opening and fixed shelves are standard with 3 plate dividers.

Cabinets are 18" in depth.

Counterweights

Counterweights are required for ALL freestanding units that are not anchored or ganged to other cabinets or bolted to walls/floor. See Counterweight matrix on page 022.

Accessories

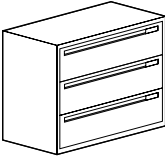

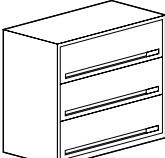

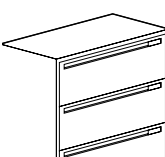
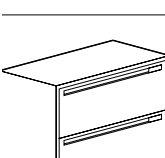
See Lateral File Accessories section for counterweights and accessories.

Lock option

Cabinets come standard with lock. If lock is not required add suffix **'/NL'** after product number. Deduct \$48 list.

Finishes

Refer to Finishes section for color options. Drawer bodies and accessories are finished in Eco Black.

Description	Part number	Exterior height	Width	Weight (lbs)	Storage centers/ 9900 series/ Neutral paint	Radius series/ Neutral paint	Accent paint	
	3 high cabinet 3-10.5" fixed front drawers	30-31.5-3FF□	34 3/8"	30"	120	\$1276	\$1462	+\$128
		36-31.5-3FF□	34 3/8"	36"	140	\$1404	\$1608	+\$142
		42-31.5-3FF□	34 3/8"	42"	160	\$1572	\$1844	+\$158
	3 high cabinet 3-12" fixed front drawers	30-3FF□	38 7/8"	30"	130	\$1282	\$1467	+\$129
		36-3FF□	38 7/8"	36"	150	\$1417	\$1618	+\$143
		42-3FF□	38 7/8"	42"	170	\$1589	\$1861	+\$160
	3 high cabinet 3-12" lift-up doors with fixed shelves	30-3ET□	38 7/8"	30"	130	\$1246	\$1321	+\$125
		36-3ET□	38 7/8"	36"	150	\$1364	\$1493	+\$138
		42-3ET□	38 7/8"	42"	170	\$1540	\$1661	+\$155
	3 high cabinet 2- 12" lift-up doors with pullout shelves, bottom opening 1-12" fixed front drawer	30-3LU□	38 7/8"	30"	130	\$1282	\$1467	+\$129
		36-3LU□	38 7/8"	36"	150	\$1417	\$1618	+\$143
		42-3LU□	38 7/8"	42"	170	\$1589	\$1861	+\$160
	3 high cabinet 3-13.5" fixed front EDP drawers	30-40.5-3EDP□	43 3/8"	30"	135	\$1504	\$1717	+\$152
		36-40.5-3EDP□	43 3/8"	36"	155	\$1695	\$1936	+\$170
		42-40.5-3EDP□	43 3/8"	42"	175	\$1890	\$2128	+\$190
	3 high cabinet 3-15" fixed front EDP drawers	30-45-3EDP□	47 7/8"	30"	145	\$1515	\$1727	+\$153
		36-45-3EDP□	47 7/8"	36"	165	\$1759	\$2000	+\$177
		42-45-3EDP□	47 7/8"	42"	195	\$1976	\$2212	+\$198

Laterals

Pre-configured 4 high

How to order

1. Specify product number.
2. Specify finish color.
3. Specify options.

Product code key example

36-42-4FF□

- 36** cabinet width
42 interior height
4 number of drawers
FF fixed front

- **(Leave Blank)** - Storage Centers
E - 9900 Series
R - Radius Series

General information

Exterior cabinet heights are nominal. Actual heights (with glides fully recessed) are 1/8" less. Cabinets are priced inclusive 1 pair of hangfile bars in each pullout opening and fixed shelves are standard with 3 plate dividers.

Cabinets are 18" in depth.

Counterweights

Counterweights are required for ALL freestanding units that are not anchored or ganged to other cabinets or bolted to walls/floor. See Counterweight matrix on page 022.

Accessories


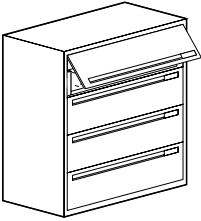

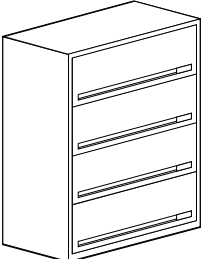
See Lateral File Accessories section for counterweights and accessories.

Lock option

Cabinets come standard with lock. If lock is not required add suffix **'/NL'** after product number. Deduct \$48 list.

Finishes

Refer to Finishes section for color options. Drawer bodies and accessories are finished in Eco Black.

Description	Part number	Exterior height	Width	Weight (lbs)	Storage centers/ 9900 series/ Neutral paint	Radius series/ Neutral paint	Accent paint
 <p>4 high cabinet 4-10.5" fixed front drawers</p>	30-42-4FF □	44 7/8"	30"	140	\$1570	\$1816	+\$158
	36-42-4FF □	44 7/8"	36"	160	\$1786	\$2058	+\$179
	42-42-4FF □	44 7/8"	42"	180	\$2021	\$2388	+\$203
 <p>4 high cabinet top opening 12" lift-up with pullout shelf, other 3 openings 10.5" fixed front drawers</p>	30-43.5-4FF □	46 3/8"	30"	145	\$1571	\$1817	+\$158
	36-43.5-4FF □	46 3/8"	36"	165	\$1809	\$2081	+\$182
	42-43.5-4FF □	46 3/8"	42"	185	\$2051	\$2417	+\$206
 <p>4 high cabinet 4- 12" - fixed front drawers</p>	30-48-4FF □	50 7/8"	30"	170	\$1574	\$1821	+\$158
	36-48-4FF □	50 7/8"	36"	195	\$1832	\$2103	+\$184
	42-48-4FF □	50 7/8"	42"	230	\$2080	\$2446	+\$209
 <p>4 high cabinet 4-12" lift-up doors with fixed shelves</p>	30-48-4ET □	50 7/8"	30"	170	\$1657	\$1626	+\$167
	36-48-4ET □	50 7/8"	36"	195	\$1975	\$1936	+\$198
	42-48-4ET □	50 7/8"	42"	230	\$2219	\$2177	+\$223

How to order

1. Specify product number.
2. Specify finish color.
3. Specify options.

Product code key example

36-4FF□

36 cabinet width
4 number of drawers
FF fixed front

- **(Leave Blank)** - Storage Centers
E - 9900 Series
R - Radius Series

General information

All 13.5" and 15" openings for 14 7/8" x 11" EDP printouts include EDP kit for side-to-side filing of Accodata type 2 point suspension binders. Exterior cabinet heights are nominal. Actual heights (with glides fully recessed) are 1/8" less. Cabinets are priced inclusive 1 pair of hangfile bars in each pullout opening and fixed shelves are standard with 3 plate dividers.

Cabinets are 18" in depth.

Counterweights

Counterweights are required for ALL freestanding units that are not anchored or ganged to other cabinets or bolted to walls/floor. See Counterweight matrix on page 022.

Accessories

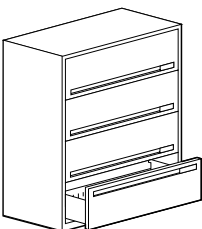

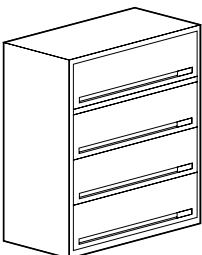
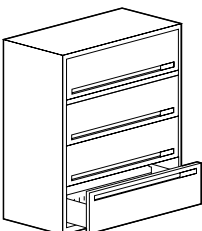
See Lateral File Accessories section for counterweights and accessories.

Lock option

Cabinets come standard with lock. If lock is not required add suffix **'/NL'** after product number. Deduct \$48 list.

Finishes

Refer to Finishes section for color options. Drawer bodies and accessories are finished in Eco Black.

Description	Part number	Exterior height	Width	Weight (lbs)	Storage centers/ 9900 series/ Neutral paint	Radius series/ Neutral paint	Accent paint
 <p>4 high cabinet 3-12" lift-up doors with pullout shelves, bottom opening 1-12" fixed front drawer</p>	30-48-4LU □	50 7/8"	30"	175	\$1857	\$1821	+\$186
	36-48-4LU □	50 7/8"	36"	200	\$2145	\$2103	+\$216
	42-48-4LU □	50 7/8"	42"	235	\$2494	\$2446	+\$250
 <p>4 high cabinet 4-12" fixed front drawers, 1.5" tie bar</p>	30-4FF □	52 3/8"	30"	170	\$1587	\$1835	+\$160
	36-4FF □	52 3/8"	36"	195	\$1833	\$2104	+\$184
	42-4FF □	52 3/8"	42"	230	\$2081	\$2447	+\$209
 <p>4 high cabinet 4-12" lift-up doors with fixed shelves, 1.5" tie bar</p>	30-4ET □	52 3/8"	30"	170	\$1537	—	+\$155
	36-4ET □	52 3/8"	36"	195	\$1763	—	+\$177
	42-4ET □	52 3/8"	42"	230	\$2015	—	+\$202
 <p>4 high cabinet 3-12" lift-up doors with pullout shelves, bottom opening 1-12" fixed front drawer, 1.5" tie bar</p>	30-4LU □	52 3/8"	30"	170	\$1587	—	+\$160
	36-4LU □	52 3/8"	36"	195	\$1833	—	+\$184
	42-4LU □	52 3/8"	42"	230	\$2081	—	+\$209

Laterals

Pre-configured 4 high

How to order

1. Specify product number.
2. Specify finish color.
3. Specify options.

Product code key example

36-61.5-4EDP□

36 cabinet width
61.5 interior height
4 number of drawers
EDP EDP drawers

- **(Leave Blank)** - Storage Centers
E - 9900 Series
R - Radius Series

General information

All 13.5" and 15" openings for 14 7/8" x 11" EDP printouts include EDP kit for side-to-side filing of Accodata type 2 point suspension binders. Exterior cabinet heights are nominal. Actual heights (with glides fully recessed) are 1/8" less. Cabinets are priced inclusive 1 pair of hangfile bars in each pullout opening and fixed shelves are standard with 3 plate dividers.

Cabinets are 18" in depth.

Counterweights

Counterweights are required for ALL freestanding units that are not anchored or ganged to other cabinets or bolted to walls/floor. See Counterweight matrix on page 022

Accessories


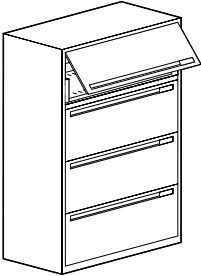
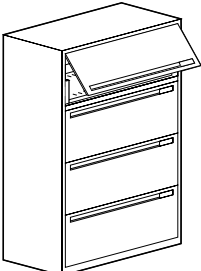
See Lateral File Accessories section for counterweights and accessories.

Lock option

Cabinets come standard with lock. If lock is not required add suffix **'/NL'** after product number. Deduct \$48 list.

Finishes

Refer to Finishes section for color options. Drawer bodies and accessories are finished in Eco Black.

Description	Part number	Exterior height	Width	Weight (lbs)	Storage centers/ 9900 series/ Neutral paint	Radius series/ Neutral paint	Accent paint
 <p>4 high cabinet 4-13.5" fixed front EDP drawers</p>	30-54-4EDP □	56 7/8"	30"	175	\$1876	\$2160	+\$188
	36-54-4EDP □	56 7/8"	36"	220	\$2135	\$2460	+\$215
	42-54-4EDP □	56 7/8"	42"	250	\$2391	\$2711	+\$240
 <p>4 high cabinet 4 EDP drawers, top opening 15" lift-up with pullout shelf, other 3 openings 15" fixed front drawers</p>	30-60-4EDP □	62 7/8"	30"	195	\$1883	\$2170	+\$189
	36-60-4EDP □	62 7/8"	36"	230	\$2148	\$2473	+\$216
	42-60-4EDP □	62 7/8"	42"	260	\$2409	\$2728	+\$242
 <p>4 high cabinet 4 EDP drawers, top opening 15" lift-up with pullout shelf, bottom 3 openings 15" fixed front drawers, 1.5" tie bar</p>	30-61.5-4EDP □	64 3/8"	30"	200	\$1885	—	+\$189
	36-61.5-4EDP □	64 3/8"	36"	235	\$2149	—	+\$216
	42-61.5-4EDP □	64 3/8"	42"	265	\$2410	—	+\$242

How to order

1. Specify product number.
2. Specify finish color.
3. Specify options.

Product code key example

36-52.5-5FF□

- 36** cabinet width
- 52.5** interior height
- 5** number of drawers
- FF** fixed front

- **(Leave Blank)** - Storage Centers
- E** - 9900 Series
- R** - Radius Series

General information

Exterior cabinet heights are nominal. Actual heights (with glides fully recessed) are 1/8" less. Cabinets are priced inclusive 1 pair of hangfile bars in each pullout opening and fixed shelves are standard with 3 plate dividers.

Cabinets are 18" in depth.

Counterweights

Counterweights are required for ALL freestanding units that are not anchored or ganged to other cabinets or bolted to walls/floor. See Counterweight matrix on page 022.

Accessories




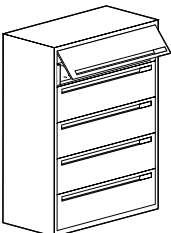
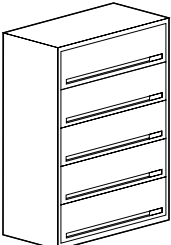
See Lateral File Accessories section for counterweights and accessories.

Lock option

Cabinets come standard with lock. If lock is not required add suffix **'/NL'** after product number. Deduct \$48 list.

Finishes

Refer to Finishes section for color options. Drawer bodies and accessories are finished in Eco Black.

Description	Part number	Exterior height	Width	Weight (lbs)	Storage centers/ 9900 series/ Neutral paint	Radius series/ Neutral paint	Accent paint	
	5 high cabinet	30-52.5-5FF□	55 3/8"	30"	180	\$1857	\$2171	+\$186
	5-10.5" fixed front drawers	36-52.5-5FF□	55 3/8"	36"	205	\$2123	\$2469	+\$214
		42-52.5-5FF□	55 3/8"	42"	240	\$2416	\$2876	+\$242
	5 high cabinet	30-54-5FF□	56 7/8"	30"	185	\$1868	\$2180	+\$187
	top opening 12" lift-up with	36-54-5FF□	56 7/8"	36"	210	\$2130	\$2473	+\$214
	pullout shelf, other 4 openings 10.5" fixed front drawers	42-54-5FF□	56 7/8"	42"	245	\$2419	\$2880	+\$243
	5 high cabinet	30-55.5-5FF□	58 3/8"	30"	185	\$1866	\$2185	+\$187
	top opening 13.5" lift-up with	36-55.5-5FF□	58 3/8"	36"	210	\$2142	\$2489	+\$215
	fixed shelf, other 4 openings 10.5" fixed front drawers	42-55.5-5FF□	58 3/8"	42"	245	\$2442	\$2865	+\$245
	5 high cabinet	30-60-5FF□	62 7/8"	30"	195	\$1874	\$2186	+\$188
	top opening 12" lift-up with	36-60-5FF□	62 7/8"	36"	230	\$2145	\$2488	+\$216
	pullout shelf, other 4 openings 12" fixed front drawers	42-60-5FF□	62 7/8"	42"	260	\$2439	\$2895	+\$245
	5 high cabinet	30-60-5ET□	62 7/8"	30"	195	\$1811	\$1940	+\$182
	5-12" lift-up doors with fixed	36-60-5ET□	62 7/8"	36"	230	\$2058	\$2281	+\$207
	shelves	42-60-5ET□	62 7/8"	42"	260	\$2355	\$2560	+\$236

Laterals

Pre-configured 5 high

How to order

1. Specify product number.
2. Specify finish color.
3. Specify options.

Product code key example

36-60-5LU□

36 cabinet width
60 interior height
5 number of doors
LU lift-up door

- **(Leave Blank)** - Storage Centers
E - 9900 Series
R - Radius Series

General information

Exterior cabinet heights are nominal. Actual heights (with glides fully recessed) are 1/8" less. Cabinets are priced inclusive 1 pair of hangfile bars in each pullout opening and fixed shelves are standard with 3 plate dividers.

Cabinets are 18" in depth.

Counterweights

Counterweights are required for ALL freestanding units that are not anchored or ganged to other cabinets or bolted to walls/floor. See Counterweight matrix on page 022.

Accessories

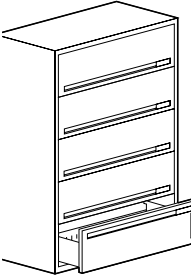

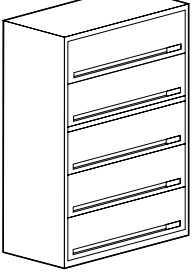
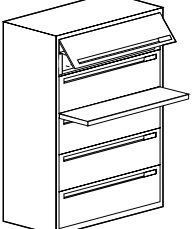
See Lateral File Accessories section for counterweights and accessories.

Lock option

Cabinets come standard with lock. If lock is not required add suffix **'/NL'** after product number. Deduct \$48 list.

Finishes

Refer to Finishes section for color options. Drawer bodies and accessories are finished in Eco Black.

Description	Part number	Exterior height	Width	Weight (lbs)	Storage centers/ 9900 series/ Neutral paint	Radius series/ Neutral paint	Accent paint
 <p>5 high cabinet 4-12" lift-up doors with pullout shelves, bottom opening 1-12" fixed front drawer</p>	30-60-5LU □	62 7/8"	30"	195	\$1874	\$2186	+\$188
	36-60-5LU □	62 7/8"	36"	230	\$2145	\$2488	+\$216
	42-60-5LU □	62 7/8"	42"	260	\$2439	\$2895	+\$245
 <p>5 high cabinet top opening 12" lift-up with pullout shelf, other 4 openings 12" fixed front drawers, 1.5" tie bar</p>	30-5FF □	64 3/8"	30"	200	\$1876	\$2187	+\$188
	36-5FF □	64 3/8"	36"	235	\$2146	\$2489	+\$216
	42-5FF □	64 3/8"	42"	265	\$2440	\$2896	+\$245
 <p>5 high cabinet 5-12" lift-up doors with fixed shelves, 1.5" tie bar</p>	30-5ET □	64 3/8"	30"	200	\$1812	—	+\$182
	36-5ET □	64 3/8"	36"	235	\$2060	—	+\$207
	42-5ET □	64 3/8"	42"	265	\$2356	—	+\$237
 <p>5 high cabinet top opening 12" lift-up with pullout shelf, other 4 openings 12" fixed front drawers, 1.5" reference shelf</p>	30-5FF □- RF	64 3/8"	30"	200	\$1996	\$2305	+\$200
	36-5FF □- RF	64 3/8"	36"	235	\$2268	\$2610	+\$228
	42-5FF □- RF	64 3/8"	42"	265	\$2563	\$3020	+\$257

How to order

1. Specify product number.
2. Specify finish color.
3. Specify options.

Product code key example

36-61.5-LU4FF□

- 36** cabinet width
- 61.5** interior height
- LU** lift-up door
- 4** number of drawers
- FF** fixed front

- **(Leave Blank)** - Storage Centers
- E** - 9900 Series
- R** - Radius Series

General information

All 13.5" and 15" openings for 14 7/8" x 11" EDP printouts include EDP kit for side-to-side filing of Accodata type 2 point suspension binders. Exterior cabinet heights are nominal. Actual heights (with glides fully recessed) are 1/8" less. Cabinets are priced inclusive 1 pair of hangfile bars in each pullout opening and fixed shelves are standard with 3 plate dividers.

Cabinets are 18" in depth.

Counterweights

Counterweights are required for ALL freestanding units that are not anchored or ganged to other cabinets or bolted to walls/floor. See Counterweight matrix on page 022

Accessories

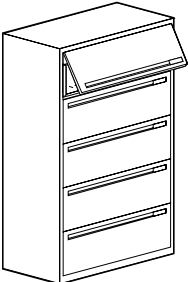
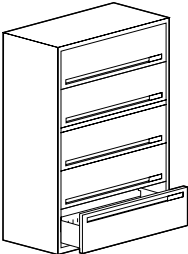
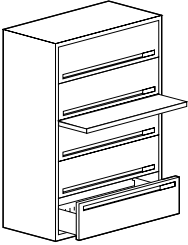
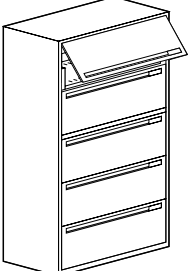
See Lateral File Accessories section for counterweights and accessories.

Lock option

Cabinets come standard with lock. If lock is not required add suffix '/NL' after product number. Deduct \$48 list.

Finishes

Refer to Finishes section for color options. Drawer bodies and accessories are finished in Eco Black.

Description	Part number	Exterior height	Width	Weight (lbs)	Storage centers/ 9900 series/ Neutral paint	Radius series/ Neutral paint	Accent paint
 <p>5 high cabinet top opening 13.5" liftup with fixed shelf and 3 plate dividers, other 4 openings 12" fixed front drawers.</p>	30-615-LU4FF□	64 3/8"	30"	200	\$1873	\$2192	+\$188
	36-615-LU4FF□	64 3/8"	36"	235	\$2151	\$2499	+\$216
	42-615-LU4FF□	64 3/8"	42"	265	\$2450	\$2876	+\$246
 <p>5 high cabinet 4-12" lift-up doors with pullout shelves, bottom opening 1-12" fixed front drawer, 1.5" tie bar</p>	30-5LU□	64 3/8"	30"	200	\$1876	—	+\$188
	36-5LU□	64 3/8"	36"	235	\$2146	—	+\$216
	42-5LU□	64 3/8"	42"	265	\$2440	—	+\$245
 <p>5 high cabinet 4-12", lift-up doors with pullout shelves, bottom opening 1-12" fixed front drawer, 1.5" reference shelf</p>	30-5LU□-RF	64 3/8"	30"	200	\$1996	—	+\$200
	36-5LU□-RF	64 3/8"	36"	235	\$2268	—	+\$228
	42-5LU□-RF	64 3/8"	42"	265	\$2563	—	+\$257
 <p>5 high cabinet 5 EDP drawers, top opening 15" lift-up with pullout shelf, other 4 openings 13.5" fixed front EDP drawers, 1.5" tie bar</p>	30-70.5-5EDP□	73 3/8"	30"	210	\$2325	—	+\$233
	36-70.5-5EDP□	73 3/8"	36"	245	\$2654	—	+\$266
	42-70.5-5EDP□	73 3/8"	42"	275	\$2946	—	+\$296

Laterals

Pre-configured 6 high

How to order

1. Specify product number.
2. Specify finish color.
3. Specify options.

Product code key example

36-45-6B7□

- 36** cabinet width
45 interior height
6 number of drawers
B7 7 ½" box drawer

- **(Leave Blank)** - Storage Centers
E - 9900 Series
R - Radius Series

General information

Exterior cabinet heights are nominal. Actual heights (with glides fully recessed) are ⅛" less. Cabinets are priced inclusive of 1 pair of hangfile bars in each pullout opening and fixed shelves are standard with 3 plate dividers. 7.5" box drawers come with 3 dividers in 30" wide drawers, 4 dividers in 36" wide drawers and 5 dividers in 42" wide drawers.

Cabinets are 18" in depth.

Number of CD's per drawer width

	No. of rows	Regular	Slimline
30" wide	4	140	276
36" wide	5	175	345
42" wide	6	210	414

Counterweights

Counterweights are required for ALL freestanding units that are not anchored or ganged to other cabinets or bolted to walls/floor. See Counterweight matrix on page 022.

Accessories


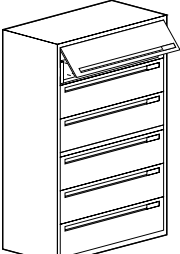
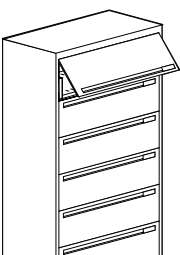
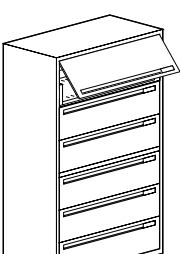
See Lateral File Accessories section for counterweights and accessories.

Lock option

Cabinets come standard with lock. If lock is not required add suffix **'/NL'** after product number. Deduct \$48 list.

Finishes

Refer to Finishes section for color options. Drawer bodies and accessories are finished in Eco Black.

Description	Part number	Exterior height	Width	Weight (lbs)	Storage centers/ 9900 series/ Neutral paint	Radius series/ Neutral paint	Accent paint
 <p>6 high cabinet 6-7.5" drawers with accessories</p>	30-45-6B7 □	47 ⅞"	30"	154	\$2164	\$2503	+\$218
	36-45-6B7 □	47 ⅞"	36"	197	\$2526	\$2917	+\$253
	42-45-6B7 □	47 ⅞"	42"	223	\$2908	\$3378	+\$292
 <p>6 high cabinet top opening 12" lift-up with pullout shelf, other 5 openings 10.5" fixed front drawers, 1.5" tie bar</p>	30-66-6FF □	64 ⅞"	30"	215	\$2185	—	+\$220
	36-66-6FF □	64 ⅞"	36"	230	\$2501	—	+\$251
	42-66-6FF □	64 ⅞"	42"	260	\$2823	—	+\$284
 <p>6 high cabinet top opening 13.5" lift-up with fixed shelf, other 5 openings 10.5" fixed front drawers</p>	30-66-LU5F10 □	68 ⅞"	30"	215	\$2181	\$2563	+\$219
	36-66-LU5F10 □	68 ⅞"	36"	230	\$2510	\$2927	+\$252
	42-66-LU5F10 □	68 ⅞"	42"	260	\$2835	\$3355	+\$285
 <p>6 high cabinet top opening 13.5" liftup with fixed shelf and 3 plate dividers, other 5 openings 10.5" fixed front drawers, 1.5" tie bar</p>	30-67.5-6FF □	70 ⅜"	30"	245	\$2205	—	+\$222
	36-67.5-6FF □	70 ⅜"	36"	265	\$2529	—	+\$254
	42-67.5-6FF □	70 ⅜"	42"	285	\$2861	—	+\$287

How to order

1. Specify product number.
2. Specify finish color.
3. Specify options.

Product code key example

36-67.5-LU5FF□

- 36** cabinet width
- 67.5** interior height
- LU** lift-up door
- 5** number of drawers
- FF** fixed front

- **(Leave Blank)** - Storage Centers
- E** - 9900 Series
- R** - Radius Series

General information

Exterior cabinet heights are nominal. Actual heights (with glides fully recessed) are 1/8" less. Cabinets are priced inclusive 1 pair of hangfile bars in each pullout opening and fixed shelves are standard with 3 plate dividers.

Cabinets are 18" in depth.

Counterweights

Counterweights are required for ALL freestanding units that are not anchored or ganged to other cabinets or bolted to walls/floor. See Counterweight matrix on page 022.

Accessories

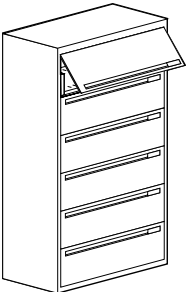
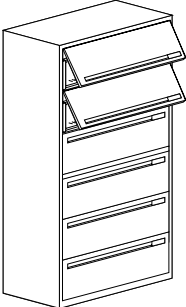
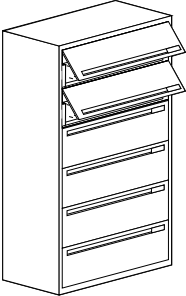
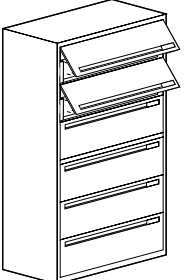
See Lateral File Accessories section for counterweights and accessories.

Lock option

Cabinets come standard with lock. If lock is not required add suffix '/NL' after product number. Deduct \$48 list.

Finishes

Refer to Finishes section for color options. Drawer bodies and accessories are finished in Eco Black.

Description	Part number	Exterior height	Width	Weight (lbs)	Storage centers/ 9900 series/ Neutral paint	Radius series/ Neutral paint	Accent paint
 <p>6 high cabinet top opening 15" lift-up with fixed shelf and 3 plate dividers, other 5 openings 10.5" fixed front drawers</p>	30-67.5-LU5FF □	70 3/8"	30"	235	—	\$2639	+\$264
	36-67.5-LU5FF □	70 3/8"	36"	250	—	\$3009	+\$302
	42-67.5-LU5FF □	70 3/8"	42"	280	—	\$3445	+\$346
 <p>6 high cabinet top 2 openings 13.5" lift-up with fixed shelf and 3 plate dividers, other 4 openings 10.5" fixed front drawers, 1.5" tie bar</p>	30-705-2LU4F10 □	73 3/8"	30"	232	\$2244	—	+\$225
	36-705-2LU4F10 □	73 3/8"	36"	260	\$2588	—	+\$259
	42-705-2LU4F10 □	73 3/8"	42"	302	\$2928	—	+\$294
 <p>6 high cabinet top opening 12" lift-up with fixed shelf and 3 plate dividers, next opening 12" lift-up with pullout shelf and hangfile bars, other 4 openings 12" fixed front doors</p>	30-72-6FF □	74 7/8"	30"	250	\$2268	\$2657	+\$228
	36-72-6FF □	74 7/8"	36"	270	\$2592	\$2980	+\$260
	42-72-6FF □	74 7/8"	42"	291	\$2972	\$3360	+\$298
 <p>6 high cabinet top opening 12" lift-up with fixed shelf and 3 plate dividers, next opening 12" lift-up with pullout shelf and hangfile bars, other 4 openings 12" fixed front drawers, 1.5" tie bar</p>	30-6FF □	76 3/8"	30"	250	\$2285	\$2673	+\$230
	36-6FF □	76 3/8"	36"	270	\$2612	\$3057	+\$262
	42-6FF □	76 3/8"	42"	291	\$2944	\$3444	+\$295

Laterals

Pre-configured
6 high

How to order

1. Specify product number.
2. Specify finish color.
3. Specify options.

Product code key example

36-6FF□-RF

- 36** cabinet width
6 number of drawers
FF fixed front
 (Leave Blank) - Storage Centers
E - 9900 Series
R - Radius Series
FR 1.5" reference shelf

General information

Exterior cabinet heights are nominal. Actual heights (with glides fully recessed) are 1/8" less. Cabinets are priced inclusive 1 pair of hangfile bars in each pullout opening and fixed shelves are standard with 3 plate dividers.

Cabinets are 18" in depth.

Counterweights

Counterweights are required for ALL freestanding units that are not anchored or ganged to other cabinets or bolted to walls/floor. See Counterweight matrix on page 022.

Accessories

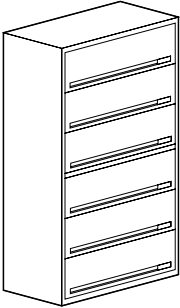
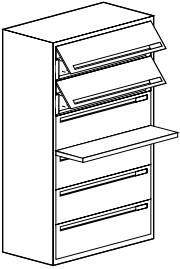
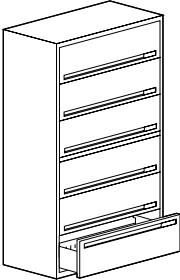
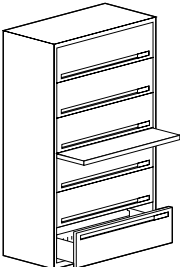
See Lateral File Accessories section for counterweights and accessories.

Lock option

Cabinets come standard with lock. If lock is not required add suffix **'/NL'** after product number. Deduct \$48 list.

Finishes

Refer to Finishes section for color options. Drawer bodies and accessories are finished in Eco Black.

Description	Part number	Exterior height	Width	Weight (lbs)	Storage centers/ 9900 series/ Neutral paint	Radius series/ Neutral paint	Accent paint
	6 high cabinet	76 3/8"	30"	250	\$2222	—	+\$223
	6-12" lift-up doors with fixed shelves, 1.5" tie bar	76 3/8"	36"	270	\$2525	—	+\$253
		42-6ET□	76 3/8"	42"	291	\$2864	—
	6 high cabinet	76 3/8"	30"	250	\$2405	—	+\$241
	top opening 12" lift-up with fixed shelf and 3 plate dividers, next opening 12" lift-up with pullout shelf and hangfile bars, other 4 openings 12" fixed front drawers, 1.5" reference shelf	76 3/8"	36"	270	\$2736	—	+\$275
		42-6FF□-RF	76 3/8"	42"	291	\$3069	—
	6 high cabinet	76 3/8"	30"	250	\$2285	—	+\$230
	top opening 12" lift-up door with fixed shelf and 3 plate dividers, other 4 openings 12" lift-up doors with pullout shelves, bottom opening 12" fixed front drawer, 1.5" tie bar	76 3/8"	36"	270	\$2612	—	+\$262
		42-6LU□	76 3/8"	42"	291	\$2944	—
	6 high cabinet	76 3/8"	30"	250	\$2405	—	+\$241
	top opening 12" lift-up door with fixed shelf and 3 plate dividers, other 4 openings 12" lift-up doors with pullout shelves, bottom opening 12" fixed front drawer, 1.5" reference shelf	76 3/8"	36"	270	\$2736	—	+\$275
		42-6LU□-RF	76 3/8"	42"	291	\$3069	—

How to order

1. Specify product number.
2. Specify finish color.
3. Specify options.

Product code key example

36-75-6FF□

- 36** cabinet width
- 75** interior height
- 6** number of drawers
- FF** fixed front

- **(Leave Blank)** - Storage Centers
- E** - 9900 Series
- R** - Radius Series

General information

Exterior cabinet heights are nominal. Actual heights (with glides fully recessed) are 1/8" less. Cabinets are priced inclusive 1 pair of hangfile bars in each pullout opening and fixed shelves are standard with 3 plate dividers.

Cabinets are 18" in depth.

Counterweights

Counterweights are required for ALL freestanding units that are not anchored or ganged to other cabinets or bolted to walls/ floor. See Counterweight matrix on page 022

Accessories

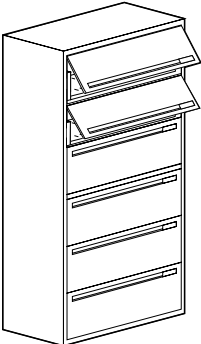
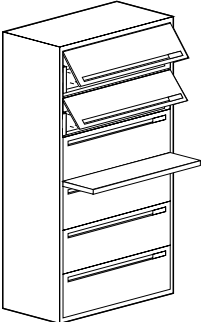
See Lateral File Accessories section for counterweights and accessories.

Lock option

Cabinets come standard with lock. If lock is not required add suffix '/NL' after product number. Deduct \$48 list.

Finishes

Refer to Finishes section for color options. Drawer bodies and accessories are finished in Eco Black.

Description	Part number	Exterior height	Width	Weight (lbs)	Storage centers/ 9900 series/ Neutral paint	Radius series/ Neutral paint	Accent paint
 <p>6 high cabinet top opening 13.5" lift-up with fixed shelf and 3 plate dividers, next opening 12" lift-up with pullout shelf and hangfile bars, other 4 openings 12" fixed front drawers, 1.5" tie bar</p>	30-75-6FF □	77 7/8"	30"	257	\$2328	—	+\$234
	36-75-6FF □	77 7/8"	36"	277	\$2665	—	+\$267
	42-75-6FF □	77 7/8"	42"	299	\$3000	—	+\$301
 <p>6 high cabinet top opening 13.5" liftup with fixed shelf and 3 plate dividers, next opening 12" lift-up with pullout shelf and hangfile bars, other 4 openings 12" fixed front drawers, 1.5" reference shelf</p>	30-75-6FF □-RF	77 7/8"	30"	257	\$2448	\$2825	+\$246
	36-75-6FF □-RF	77 7/8"	36"	277	\$2787	\$3200	+\$280
	42-75-6FF □-RF	77 7/8"	42"	299	\$3126	\$3638	+\$313

Laterals

Pre-configured 7 high

How to order

1. Specify product number.
2. Specify finish color.
3. Specify options.

Product code key example

36-52.5-7B7□

- 36** cabinet width
52.5 interior height
7 number of drawers
B7 7.5" box drawer

- **(Leave Blank)** - Storage Centers
E - 9900 Series
R - Radius Series

General information

Exterior cabinet heights are nominal. Actual heights (with glides fully recessed) are 1/8" less. Cabinets are priced inclusive of 1 pair of hangfile bars in each pullout opening and fixed shelves are standard with 3 plate dividers. 7.5" box drawers come with 3 dividers in 30" wide drawers, 4 dividers in 36" wide drawers and 5 dividers in 42" wide drawers.

Cabinets are 18" in depth.

Number of CD's per drawer width

	No. of rows	Regular	Slimline
30" wide	4	140	276
36" wide	5	175	345
42" wide	6	210	414

Counterweights


Counterweights are required for ALL freestanding units that are not anchored or ganged to other cabinets or bolted to walls/floor. See Counterweight matrix on page 022

Lock option

Cabinets come standard with lock. If lock is not required add suffix '/NL' after product number. Deduct \$48 list.

Finishes

Refer to Finishes section for color options. Drawer bodies and accessories are finished in Eco Black.

Description	Part number	Exterior height	Width	Weight (lbs)	Storage centers/ 9900 series/ Neutral paint	Radius series/ Neutral paint	Accent paint
 7 high cabinet 7- 7.5" drawers with accessories	30-52.5-7B7 □	55 3/8"	30"	170	\$2466	\$2862	+\$247
	36-52.5-7B7 □	55 3/8"	36"	219	\$2845	\$3302	+\$286
	42-52.5-7B7 □	55 3/8"	42"	247	\$3278	\$3830	+\$328

How to order

1. Specify product number.
2. Specify finish color.
3. Specify options.

Product code key example

36-60-8B7□

- 36** cabinet width
- 60** interior height
- 8** number of drawers
- B7** 7.5" box drawer

- **(Leave Blank)** - Storage Centers
- E** - 9900 Series
- R** - Radius Series

General information

Exterior cabinet heights are nominal. Actual heights (with glides fully recessed) are 1/8" less. Cabinets are priced inclusive of 1 pair of hangfile bars in each pullout opening and fixed shelves are standard with 3 plate dividers. 7.5" box drawers come with 3 dividers in 30" wide drawers, 4 dividers in 36" wide drawers and 5 dividers in 42" wide drawers.

Cabinets are 18" in depth.

Number of CD's per drawer width

	No. of rows	Regular	Slimline
30" wide	4	140	276
36" wide	5	175	345
42" wide	6	210	414

Counterweights


Counterweights are required for ALL freestanding units that are not anchored or ganged to other cabinets or bolted to walls/floor. See Counterweight matrix on page 022

Lock option

Cabinets come standard with lock. If lock is not required add suffix '**/NL**' after product number. Deduct \$48 list.

Finishes

Refer to Finishes section for color options. Drawer bodies and accessories are finished in Eco Black.

Description	Part number	Exterior height	Width	Weight (lbs)	Storage centers/ 9900 series/ Neutral paint	Radius series/ Neutral paint	Accent paint
 <p>8 high cabinet</p>	30-60-8B7 □	62 7/8"	30"	186	\$2751	\$3206	+\$276
	36-60-8B7 □	62 7/8"	36"	241	\$3170	\$3696	+\$318
	42-60-8B7 □	62 7/8"	42"	271	\$3650	\$4283	+\$366
8- 7.5" drawers with accessories							

Laterals

Pre-configured Individually Locking

How to order

1. Specify product number.
2. Specify finish color.
3. Specify options.

Product code key example

36225-2FF□1TB

- 36** cabinet width
225 interior height
2 number of drawers
FF fixed front
 (Leave Blank) - Storage Centers
E - 9900 Series
1TB number of locking tier bars

General information

Exterior cabinet heights are nominal. Actual heights (with glides fully recessed) are 1/8" less. Cabinets are priced inclusive 1 pair of hangfile bars in each pullout opening and fixed shelves are standard with 3 plate dividers.

Cabinets are 18" in depth.

Counterweights

Counterweights are required for ALL freestanding units that are not anchored or ganged to other cabinets or bolted to walls/floor. See Counterweight matrix on page 022.

Accessories

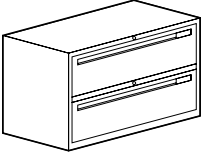
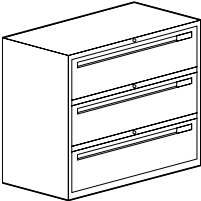

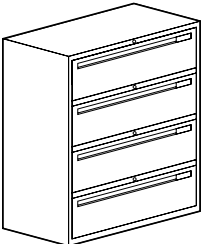
See Lateral File Accessories section for counterweights and accessories.

Lock option

Individually locking drawers.

Finishes

Refer to Finishes section for color options. Drawer bodies and accessories are finished in Eco Black.

Description	Part number	Exterior height	Width	Weight (lbs)	Storage centers/ 9900 series/ Neutral paint	Accent paint
 <p>2 high cabinet 2-10.5" fixed front individually locking drawers</p>	30225-2FF□1TB	25 3/8"	30"	90	\$1081	+\$109
	36225-2FF□1TB	25 3/8"	36"	105	\$1202	+\$121
	42225-2FF□1TB	25 3/8"	42"	120	\$1300	+\$130
 <p>3 high cabinet 3-10.5" fixed front individually locking drawers</p>	30345-3FF□2TB	37 3/8"	30"	130	\$1578	+\$159
	36345-3FF□2TB	37 3/8"	36"	150	\$1733	+\$174
	42345-3FF□2TB	37 3/8"	42"	170	\$1901	+\$191
 <p>4 high cabinet 4-10.5" fixed front drawers. Top two drawers share one lock, bottom two drawers share another lock.</p>	30435-4FF□1TB	46 3/8"	30"	145	\$1702	+\$171
	36435-4FF□1TB	46 3/8"	36"	165	\$1947	+\$195
	42435-4FF□1TB	46 3/8"	42"	185	\$2186	+\$220
 <p>4 high cabinet 4-10.5" fixed front individually locking drawers</p>	30465-4FF□3TB	49 3/8"	30"	180	\$2064	+\$208
	36465-4FF□3TB	49 3/8"	36"	205	\$2318	+\$233
	42465-4FF□3TB	49 3/8"	42"	240	\$2560	+\$257

How to order

1. Specify product number.
2. Specify finish color.
3. Specify options.

Product code key example

3660-5FF□4TB

36 cabinet width

60 interior height

5 number of drawers

FF fixed front

□ **(Leave Blank)** - Storage Centers
E - 9900 Series

4TB number of locking tier bars

General information

Exterior cabinet heights are nominal. Actual heights (with glides fully recessed) are 1/8" less. Cabinets are priced inclusive 1 pair of hangfile bars in each pullout opening and fixed shelves are standard with 3 plate dividers.

Cabinets are 18" in depth.

Counterweights

Counterweights are required for ALL freestanding units that are not anchored or ganged to other cabinets or bolted to walls/floor. See Counterweight matrix on page 022.

Accessories


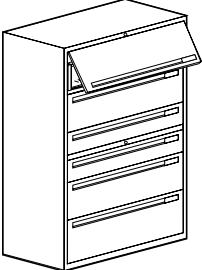
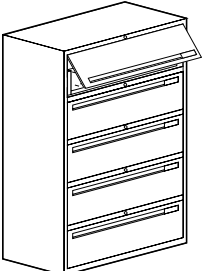
See Lateral File Accessories section for counterweights and accessories.

Lock option

Individually locking drawers.

Finishes

Refer to Finishes section for color options. Drawer bodies and accessories are finished in Eco Black.

Description	Part number	Exterior height	Width	Weight (lbs)	Storage centers/ 9900 series/ Neutral paint	Accent paint
 <p>5 high cabinet 5-10.5" fixed front individually locking drawers</p>	30585-5FF□4TB	61 3/8"	30"	195	\$2543	+\$255
	36585-5FF□4TB	61 3/8"	36"	230	\$2801	+\$281
	42585-5FF□4TB	61 3/8"	42"	260	\$3084	+\$309
 <p>Cabinet from top to bottom: 1-12" lift-up door with pullout shelf, 1-10.5" fixed front drawer, 2-6" fixed front drawers, 10.5" fixed front drawer and 1-12" fixed front drawer. Each bank of 3 drawers locks individually.</p>	305812LU5FF□TB	61 3/8"	30"	235	\$2195	+\$221
	365812LU5FF□TB	61 3/8"	36"	240	\$2473	+\$248
	425812LU5FF□TB	61 3/8"	42"	270	\$2768	+\$278
 <p>5 high cabinet top opening 12" lift-up with pullout shelf, other 4 openings 10 1/2" fixed front individually locking drawers</p>	3060-5FF□4TB	62 7/8"	30"	195	\$2543	+\$255
	3660-5FF□4TB	62 7/8"	36"	230	\$2801	+\$281
	4260-5FF□4TB	62 7/8"	42"	260	\$3084	+\$309

Laterals

Pre-configured Secure Files

How to order

1. Specify product number.
2. Specify finish color.
3. Specify options.

Product code key example

36-2FF□-SB

36 cabinet width
2 number of drawers
FF fixed front

□ **(Leave Blank)** - Storage Centers
E - 9900 Series

SB sliding security bar

General information

Exterior cabinet heights are nominal. Actual heights (with glides fully recessed) are 1/8" less. Cabinets come with piano style hinges, a 1 1/2" sliding security bar and a lock hook with double sided tape. Cabinets are priced inclusive 1 pair of hangfile bars in each pullout opening.

Cabinets are 18" in depth.

Counterweights

Counterweights are required for ALL freestanding units that are not anchored or ganged to other cabinets or bolted to walls/floor. See Counterweight matrix on page 022.

Accessories

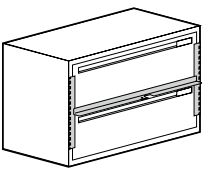
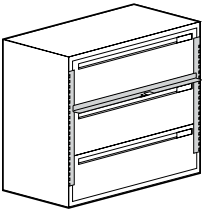


See Lateral File Accessories section for counterweights and accessories.

Lock option

Cabinets come standard with lock. If lock is not required add suffix '/NL' after product number. Deduct \$48 list.

Finishes

Refer to Finishes section for color options. Drawer bodies and accessories are finished in Eco Black.

Description	Part number	Exterior height	Width	Weight (lbs)	Storage centers/ 9900 series/ Neutral paint	Accent paint
 <p>2 high cabinet 2-12" fixed front drawers, 1.5" sliding security bar</p>	30-2FF□-SB	28 3/8"	30"	107	\$1262	+\$127
	36-2FF□-SB	28 3/8"	36"	127	\$1325	+\$133
	42-2FF□-SB	28 3/8"	42"	138	\$1435	+\$145
 <p>3 high cabinet 3-12" fixed front drawers, 1.5" sliding security bar</p>	30-3FF□-SB	40 3/8"	30"	139	\$1591	+\$160
	36-3FF□-SB	40 3/8"	36"	159	\$1732	+\$174
	42-3FF□-SB	40 3/8"	42"	181	\$1916	+\$192
 <p>4 high cabinet 4-12" fixed front drawers, 1.5" sliding security bar</p>	30-4FF□-SB	52 3/8"	30"	180	\$1912	+\$192
	36-4FF□-SB	52 3/8"	36"	205	\$2157	+\$217
	42-4FF□-SB	52 3/8"	42"	241	\$2407	+\$242
 <p>5 high cabinet top opening 12" lift-up with pullout shelf, other 4 openings 12" fixed front drawers, 1.5" sliding security bar</p>	30-5FF□-SB	64 3/8"	30"	212	\$2225	+\$224
	36-5FF□-SB	64 3/8"	36"	247	\$2496	+\$250
	42-5FF□-SB	64 3/8"	42"	274	\$2789	+\$280

How to order

1. Specify product number.
2. Specify finish color.
3. Specify options.

Product code key example

3624□-F-R2B

- 36** cabinet width
- 24** interior height
- **E** - 9900 Series
- R** - Radius Series
- F** 12" file drawer
- R** right side
- 2B** 6" box drawers

General information

Exterior cabinet heights are nominal. Actual heights (with glides fully recessed) are 1/8" less. Cabinets are priced inclusive 1 pair of hangfile bars in each pullout opening and fixed shelves are standard with 3 plate dividers.

Cabinets are 18" in depth.

Counterweights

Counterweights are required for ALL freestanding units that are not anchored or ganged to other cabinets or bolted to walls/floor. See Counterweight matrix on page 022.

Accessories

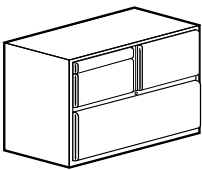
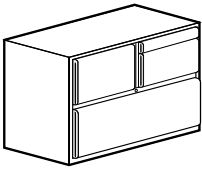
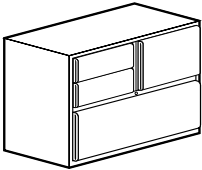
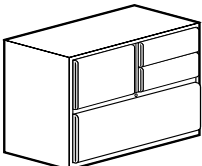
See Lateral File Accessories section for counterweights and accessories.

Lock option

Cabinets come standard with lock. If lock is not required add suffix '/NL' after product number. Deduct \$48 list.

Finishes

Refer to Finishes section for color options. Drawer bodies and accessories are finished in Eco Black.

Description	Part number	Exterior height	Width	Weight (lbs)	9900 series/ Neutral paint	Radius series/ Neutral paint	Accent paint
 <p>1-10.5" h x 15" w file drawer 1-3" h x 15" w pencil drawer 1-7.5" h x 15" w box drawer 1-10.5" h x 30" W file drawer Counterweight included Left hand unit must be specified under worksurface</p>	30225□-F10LPB7	25 3/8"	30"	117	\$1238	\$1448	+\$124
 <p>1-10.5" h x 15" w file drawer 1-3" h x 15" w pencil drawer 1-7.5" h x 15" w box drawer 1-10.5" h x 30" W file drawer Counterweight included</p>	30225□-F10RPB7	25 3/8"	30"	117	\$1238	\$1448	+\$124
 <p>1-12" h x 15" w file drawer 2-6" h x 15" w box drawers 1-10.5" h x 30" w file drawer Counterweight included Left hand unit must be specified under worksurface</p>	3024□-F-L2B	26 7/8"	30"	117	\$1256	\$1469	+\$126
 <p>1-12" h x 15" w file drawer 2-6" h x 15" w box drawers 1-10.5" h x 30" w file drawer Counterweight included</p>	3024□-F-R2B	26 7/8"	30"	117	\$1256	\$1469	+\$126

Laterals

Pre-configured Multi-units

How to order

1. Specify product number.
2. Specify finish color.
3. Specify options.

Product code key example

36-48-HD2F□

- 36** cabinet width
48 interior height
HD hinged door
2 number of drawers
F 12" file drawer

- **(Leave Blank)** - Storage Centers
E - 9900 Series
R - Radius Series

General information

Exterior cabinet heights are nominal. Actual heights (with glides fully recessed) are 1/8" less. Cabinets are priced inclusive 1 pair of hangfile bars in each pullout opening. Hinged doors are standard with self-closing European style hinges that open 110°. Shelves are slotted every 1 1/2" and are height adjustable in 1 1/2" increments. Shelf dividers are not included.

Cabinets are 18" in depth.

Counterweights

Counterweights are required for ALL freestanding units that are not anchored or ganged to other cabinets or bolted to walls/floor. See Counterweight matrix on page 022.

Accessories

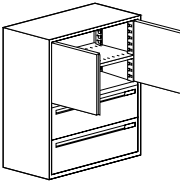
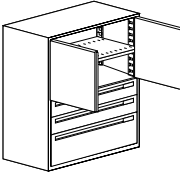
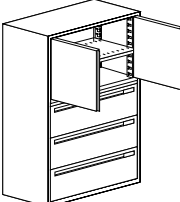
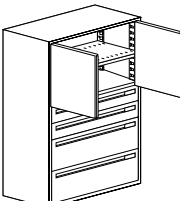
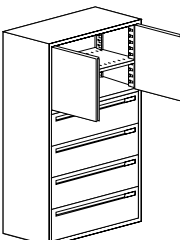
See Lateral File Accessories section for counterweights and accessories.

Lock option

Cabinets come standard with lock. If lock is not required add suffix **'/NL'** after product number. Deduct \$48 list.

Finishes

Refer to Finishes section for color options. Drawer bodies and accessories are finished in Eco Black.

Description	Part number	Exterior height	Width	Weight (lbs)	Storage centers/ 9900 series/ Neutral paint	Radius series/ Neutral paint	Accent paint
	4 high cabinet	30-48-HD2F □	50 7/8"	30"	170	\$1558	+\$157
	top opening 24" hinged door	36-48-HD2F □	50 7/8"	36"	195	\$1789	+\$180
	cupboard insert with 1 adjustable slotted shelf, other 2 openings 12" fixed front drawers	42-48-HD2F □	50 7/8"	42"	230	\$2014	+\$202
	4 high cabinet	30-48-HD2BF □	50 7/8"	30"	175	\$1694	+\$170
	Cabinet with top opening 24" hinged door cupboard insert with 1 adjustable slotted shelf, next 2 openings 6" fixed front drawers, bottom opening 12" fixed front drawer	36-48-HD2BF □	50 7/8"	36"	200	\$1941	+\$195
		42-48-HD2BF □	50 7/8"	42"	235	\$2185	+\$220
	5 high cabinet	30-60-HD3F □	62 7/8"	30"	195	\$1857	+\$186
	top opening 24" hinged door	36-60-HD3F □	62 7/8"	36"	230	\$2105	+\$212
	cupboard insert with 1 adjustable slotted shelf, other 3 openings 12" fixed front drawers	42-60-HD3F □	62 7/8"	42"	260	\$2372	+\$238
	5 high cabinet	30-60-HD2B2F □	62 7/8"	30"	195	\$1995	+\$200
	top opening 24" hinged door	36-60-HD2B2F □	62 7/8"	36"	230	\$2255	+\$227
	cupboard insert with 1 adjustable slotted shelf, next 2 openings 6" fixed front drawers, bottom 2 openings 12" fixed front drawers	42-60-HD2B2F □	62 7/8"	42"	260	\$2540	+\$255
	6 high cabinet	30-72-HD4F □	74 7/8"	30"	250	\$2261	+\$227
	top opening 24" hinged door	36-72-HD4F □	74 7/8"	36"	270	\$2562	+\$257
	cupboard insert with 1 adjustable slotted shelf, other 4 openings 12" fixed front drawers	42-72-HD4F □	74 7/8"	42"	291	\$2861	+\$287

How to order

1. Specify product number.
2. Specify finish color.
3. Specify options.

Product code key example

36-49.5-HDF10F □

- 36** cabinet width
- 49.5** interior height
- HD** hinged door
- F10** 10½" file drawer
- F** 12" file drawer

- **(Leave Blank)** - Storage Centers
- E** - 9900 Series
- R** - Radius Series

General information

Exterior cabinet heights are nominal. Actual heights (with glides fully recessed) are ⅛" less. Cabinets are priced inclusive 1 pair of hangfile bars in each pullout opening. Hinged doors are standard with self-closing European style hinges that open 110°. Shelves are slotted every 1 ½" and are height adjustable in 1 ½" increments. Shelf dividers are not included.

Cabinets are 18" in depth.

Counterweights

Counterweights are required for ALL freestanding units that are not anchored or ganged to other cabinets or bolted to walls/floor. See Counterweight matrix on page 022.

Accessories

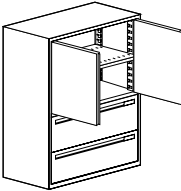
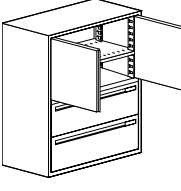
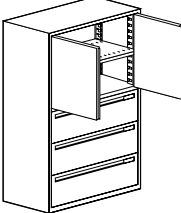
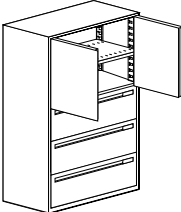
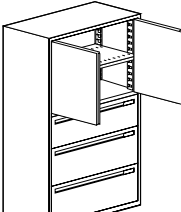
See Lateral File Accessories section for counterweights and accessories.

Lock option

Cabinets come standard with lock. If lock is not required add suffix 'N/L' after product number. Deduct \$48 list.

Finishes

Refer to Finishes section for color options. Drawer bodies and accessories are finished in Eco Black.

Description	Part number	Exterior height	Width	Weight (lbs)	Storage centers/ 9900 series/ Neutral paint	Radius series/ Neutral paint	Accent paint	
	4 high cabinet	3049.5-HDF10F □	52 ¾"	30"	170	\$1571	\$1786	+\$158
	top opening 27" hinged door	3649.5-HDF10F □	52 ¾"	36"	195	\$1790	\$2044	+\$180
	cupboard insert with 1 adjustable slotted shelf, next opening 10.5" fixed front drawer, other opening 12" fixed front drawer.	4249.5-HDF10F □	52 ¾"	42"	230	\$2015	\$2320	+\$202
	4 high cabinet	30525HD2F □	55 ¾"	30"	170	\$1587	\$1802	+\$160
	top opening 27" hinged door	36525HD2F □	55 ¾"	36"	195	\$1798	\$2050	+\$181
	cupboard insert with 1 adjustable slotted shelf, other 2 openings 12" fixed front drawers, 1.5" tie bar	42525HD2F □	55 ¾"	42"	230	\$2033	\$2335	+\$205
	5 high cabinet	3058.5-HD3F10 □	61 ¾"	30"	195	\$1855	\$2136	+\$186
	top opening 27" hinged door	3658.5-HD3F10 □	61 ¾"	36"	230	\$2103	\$2425	+\$212
	cupboard insert with 1 adjustable slotted shelf, other 3 openings 10.5" fixed front drawers	4258.5-HD3F10 □	61 ¾"	42"	260	\$2371	\$2768	+\$238
	5 high cabinet	3060HD2F10F □	62 ⅞"	30"	195	\$1857	\$2138	+\$186
	top opening 27" hinged door	3660HD2F10F □	62 ⅞"	36"	230	\$2105	\$2426	+\$212
	cupboard insert with 1 adjustable slotted shelf, 2-10.5" fixed front drawers and 1-12" fixed front drawer	4260HD2F10F □	62 ⅞"	42"	260	\$2372	\$2769	+\$238
	5 high cabinet	3061.5HDF102F □	64 ¾"	30"	200	\$1859	\$2139	+\$187
	top opening 27" hinged door	3661.5HDF102F □	64 ¾"	36"	235	\$2106	\$2427	+\$212
	cupboard insert with 1 adjustable slotted shelf, 1 opening 10.5" fixed front drawer and 2-12" fixed front drawers	4261.5HDF102F □	64 ¾"	42"	265	\$2373	\$2770	+\$238

Laterals

Pre-configured Multi-units

How to order

1. Specify product number.
2. Specify finish color.
3. Specify options.

Product code key example

3669-HD4F10□

- 36** cabinet width
69 interior height
HD hinged door
4 number of drawers
F10 10 ½" file drawer

- (Leave Blank)** - Storage Centers
E - 9900 Series
R - Radius Series

General information

Exterior cabinet heights are nominal. Actual heights (with glides fully recessed) are ½" less. Cabinets are priced inclusive 1 pair of hangfile bars in each pullout opening. Hinged doors are standard with self-closing European style hinges that open 110°. Shelves are slotted every 1 ½" and are height adjustable in 1 ½" increments. Shelf dividers are not included.

Cabinets are 18" in depth.

Counterweights

Counterweights are required for ALL freestanding units that are not anchored or ganged to other cabinets or bolted to walls/floor. See Counterweight matrix on page 022.

Accessories

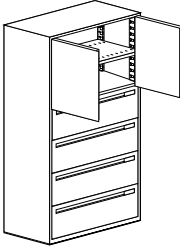
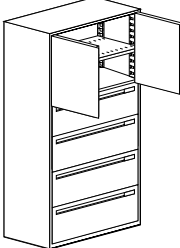
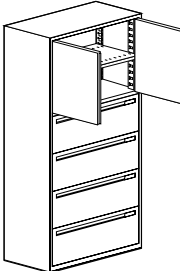
See Lateral File Accessories section for counterweights and accessories.

Lock option

Cabinets come standard with lock. If lock is not required add suffix '**NL**' after product number. Deduct \$48 list.

Finishes

Refer to Finishes section for color options. Drawer bodies and accessories are finished in Eco Black.

Description	Part number	Exterior height	Width	Weight (lbs)	Storage centers/ 9900 series/ Neutral paint	Radius series/ Neutral paint	Accent paint
 <p>5 high cabinet top opening 27" hinged door cupboard insert with 1 adjustable slotted shelf other 4 openings 10.5" fixed front drawers</p>	3069-HD4F10 □	71 7/8"	30"	230	\$2210	\$2553	+\$222
	3669-HD4F10 □	71 7/8"	36"	266	\$2512	\$2904	+\$252
	4269-HD4F10 □	71 7/8"	42"	301	\$2809	\$3300	+\$282
 <p>6 high cabinet top opening 27" hinged door cupboard insert with 1 adjustable slotted shelf, 1-10.5" fixed front drawers and 3" 12" fixed front drawers</p>	30735HDF103F □	76 3/8"	30"	250	\$2280	\$2622	+\$229
	36735HDF103F □	76 3/8"	36"	270	\$2589	\$2981	+\$259
	42735HDF103F □	76 3/8"	42"	291	\$2895	\$3385	+\$291
 <p>6 high cabinet top opening 27" hinged door cupboard insert with 1 adjustable slotted shelf, other 4 openings 12" fixed front drawers</p>	30-75-HD4F □	77 7/8"	30"	250	\$2314	\$2657	+\$232
	36-75-HD4F □	77 7/8"	36"	270	\$2618	\$3009	+\$262
	42-75-HD4F □	77 7/8"	42"	291	\$2922	\$3410	+\$293

How to order

1. Specify product number.
2. Specify finish color.
3. Specify options.

Product code key example

36615-SS3F□

- 36** cabinet width
615 interior height
SS SuperStor™ insert
3 number of drawers
F 12" file drawer

- **(Leave Blank)** - Storage Centers
E - 9900 Series
R - Radius Series

General information

Exterior cabinet heights are nominal. Actual heights (with glides fully recessed) are 1/8" less. 25 1/2" and 51" SuperStor inserts have three vertical compartments with slots at 1" increments. Each compartment in the 25 1/2" insert holds 22 trays. Each compartment in the 51" insert holds 48 trays. SuperStor trays, **WHICH ARE SOLD SEPARATELY** slide into the slots. Tray fronts angle downwards 1/2" to permit labeling. Cabinets are priced inclusive 1 pair of hangfile bars in each pullout opening.

Cabinets are 18" in depth.

Counterweights

Counterweights are required for ALL freestanding units that are not anchored or ganged to other cabinets or bolted to walls/floor. See Counterweight matrix on page 022.

Accessories

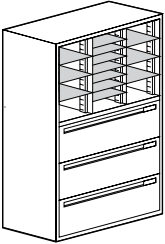
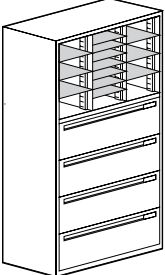
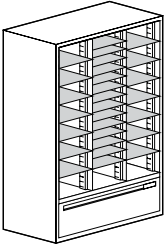
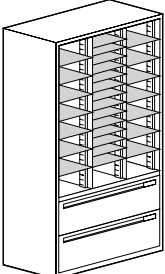
See Lateral File Accessories section for counterweights and accessories.

Lock option

Cabinets come standard with lock. If lock is not required add suffix '/NL' after product number. Deduct \$48 list.

Finishes

Refer to Finishes section for color options. Drawer bodies and accessories finished in Eco Black. SuperStor and inserts in Onyx.

Description	Part number	Exterior height	Width	Weight (lbs)	Storage centers/ 9900 series/ Neutral paint	Radius series/ Neutral paint	Accent paint
 <p>Cabinet with 25.5" SuperStor™ insert and 3-12" fixed front drawers Order trays separately</p>	36615-SS3F □	64 3/8"	36"	199	\$2029	\$2220	+\$203
 <p>Cabinet with 25.5" SuperStor™ insert and 4-12" fixed front drawers Order trays separately.</p>	36735-SS4F □	76 3/8"	36"	231	\$2516	\$2772	+\$252
 <p>Cabinet with 51" SuperStor™ insert and 1-10.5" fixed front drawer Order trays separately</p>	36615-SSF10 □	64 3/8"	36"	211	\$1748	\$1790	+\$176
 <p>Cabinet with 51" SuperStor™ insert and 1-10.5" fixed front drawer and 1-12" fixed front drawer Order trays separately</p>	36735-SSF10F □	76 3/8"	36"	243	\$2231	\$2343	+\$224

Laterals

Pre-configured

Mailroom Units with SuperStor™ Insert

How to order

1. Specify product number.
2. Specify finish color.
3. Specify options.

Product code key example

36615-SSHD3F□

- 36** cabinet width
615 interior height
SS SuperStor™ insert
HD hinged doors
3 number of drawers
F 12" file drawer

- **(Leave Blank)** - Storage Centers
E - 9900 Series
R - Radius Series

General information

Exterior cabinet heights are nominal. Actual heights (with glides fully recessed) are 1/8" less. 25 1/2" and 51" SuperStor inserts have three vertical compartments with slots at 1" increments. Each compartment in the 25 1/2" insert holds 22 trays. Each compartment in the 51" insert holds 48 trays. SuperStor trays, **WHICH ARE SOLD SEPARATELY** slide into the slots. Tray fronts angle downwards 1/2" to permit labeling. Cabinets are priced inclusive 1 pair of hangfile bars in each pullout opening.

Cabinets are 18" in depth.

Counterweights

Counterweights are required for ALL freestanding units that are not anchored or ganged to other cabinets or bolted to walls/floor. See Counterweight matrix on page 022.

Accessories

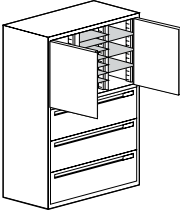
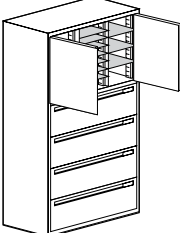
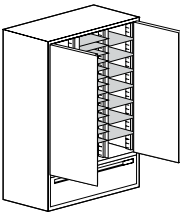
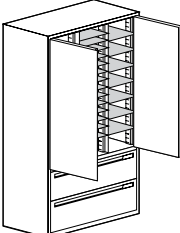
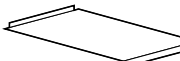
See Lateral File Accessories section for counterweights and accessories.

Lock option

Cabinets come standard with lock. If lock is not required add suffix **'/NL'** after product number. Deduct \$48 list.

Finishes

Refer to Finishes section for color options. Drawer bodies and accessories finished in Eco Black. SuperStor and inserts in Onyx.

Description	Part number	Exterior height	Width	Weight (lbs)	Storage centers/ 9900 series/ Neutral paint	Radius series/ Neutral paint	Accent paint
 <p>Cabinet with 25.5" SuperStor™ insert with hinged doors and 3-12" fixed front drawers Order trays separately</p>	36615-SSHD3F □	64 3/8"	36"	224	\$2345	\$2595	+\$235
 <p>Cabinet with 25.5" SuperStor™ insert with hinged doors and 4-12" fixed front drawers Order trays separately</p>	36735-SSHD4F □	76 3/8"	36"	256	\$2829	\$3147	+\$284
 <p>Cabinet with 51" SuperStor™ insert with hinged doors and 1-10.5" fixed front drawer Order trays separately</p>	36615-SSHDF10 □	64 3/8"	36"	296	\$2261	\$2406	+\$227
 <p>Cabinet with 51" SuperStor™ insert with hinged doors and 1-10.5" fixed front drawer and 1-12" fixed front drawer Order trays separately</p>	36735-SSHDF10F □	76 3/8"	36"	328	\$2746	\$2959	+\$276
 <p>SuperStor™ trays Pack of 12 trays, black only</p>	T12SS-BL	—	10"	25	\$233	\$233	—

How to order

1. Specify product number.
2. Specify finish color.
3. Specify options.

Product code key example

3615SDO-SH

36 cabinet width
15 interior height
SDO sliding doors
SH shelves

General information

Shelves are slotted every 1 1/2" and are height adjustable in 1 1/2" increments. Shelf dividers are not included.

Cabinets are 18" in depth.

Note: Lock is located center bottom of the case

Accessories

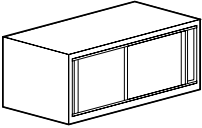
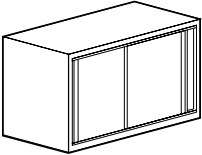
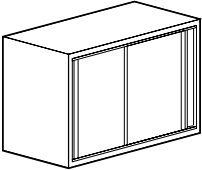
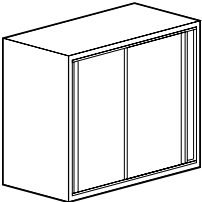
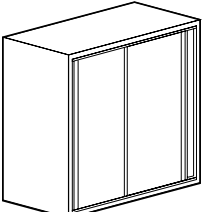
See Lateral File Accessories section for counterweights and accessories.

Lock option

Cabinets come standard with lock. If lock is not required add suffix '/NL' after product number. Deduct \$48 list.

Finishes

Refer to Finishes section for color options. Drawer bodies and accessories are finished in Eco Black.

Description	Part number	Exterior height	Width	Weight (lbs)	Storage centers/ 9900 Series/ Neutral paint	Accent paint	
	Cabinet with sliding doors, no interior accessories	3015SDO	17 7/8"	30"	39	\$640	+\$64
		3615SDO	17 7/8"	36"	48	\$696	+\$71
		4215SDO	17 7/8"	42"	57	\$734	+\$75
	Cabinet with sliding doors with 1 slotted shelf	3015SDO-SH	17 7/8"	30"	49	\$731	+\$74
		3615SDO-SH	17 7/8"	36"	59	\$788	+\$80
		4215SDO-SH	17 7/8"	42"	69	\$825	+\$84
	Cabinet with sliding doors, no interior accessories	3021SDO	23 7/8"	30"	47	\$707	+\$72
		3621SDO	23 7/8"	36"	65	\$755	+\$77
		4221SDO	23 7/8"	42"	83	\$804	+\$82
	Cabinet with sliding doors with 1 slotted shelf	3021SDO-SH	23 7/8"	30"	57	\$797	+\$81
		3621SDO-SH	23 7/8"	36"	76	\$846	+\$86
		4221SDO-SH	23 7/8"	42"	95	\$897	+\$91
	Cabinet with sliding doors, no interior accessories	3024SDO	26 7/8"	30"	75	\$707	+\$72
		3624SDO	26 7/8"	36"	95	\$755	+\$77
		4224SDO	26 7/8"	42"	110	\$804	+\$82
	Cabinet with sliding doors with 1 slotted shelf	3024SDO-SH	26 7/8"	30"	85	\$797	+\$81
		3624SDO-SH	26 7/8"	36"	105	\$846	+\$86
		4224SDO-SH	26 7/8"	42"	115	\$897	+\$91
	Cabinet with sliding doors, no interior accessories	3027SDO	29 7/8"	30"	83	\$771	+\$78
		3627SDO	29 7/8"	36"	104	\$802	+\$81
		4227SDO	29 7/8"	42"	120	\$872	+\$88
	Cabinet with sliding doors with 1 slotted shelf	3027SDO-SH	29 7/8"	30"	94	\$862	+\$87
		3627SDO-SH	29 7/8"	42"	117	\$895	+\$91
		4227SDO-SH	29 7/8"	42"	135	\$964	+\$97
	Cabinet with sliding doors, no interior accessories	3030SDO	32 7/8"	30"	115	\$815	+\$83
		3630SDO	32 7/8"	36"	120	\$845	+\$86
		4230SDO	32 7/8"	42"	130	\$934	+\$94
	Cabinet with sliding doors with 1 slotted shelf	3030SDO-SH	32 7/8"	30"	120	\$905	+\$92
		3630SDO-SH	32 7/8"	36"	135	\$935	+\$95
		4230SDO-SH	32 7/8"	42"	140	\$1023	+\$103

Laterals

Pre-configured

Overfile and Storage Cabinets

How to order

1. Specify product number.
2. Specify finish color.
3. Specify options.

Product code key example

3621HD□-SH

36 cabinet width

21 interior height

HD hinged doors

□ **(Leave Blank)** - Storage Centers

E - 9900 Series

R - Radius Series

SH shelves

General information

Exterior cabinet heights are nominal. Actual heights (with glides fully recessed) are 1/8" less. Hinged doors are standard with self-closing European style hinges that open 110°. Shelves are slotted every 1 1/2" and are height adjustable in 1 1/2" increments. Shelf dividers are not included.

Cabinets are 18" in depth.

Accessories

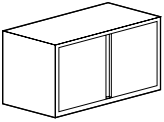
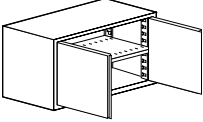
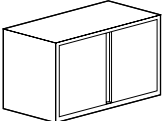
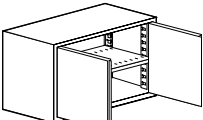
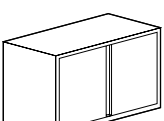
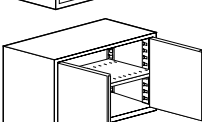
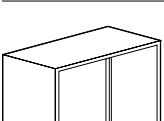
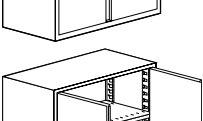
See Lateral File Accessories section for counterweights and accessories.

Lock option

Cabinets come standard with lock. If lock is not required add suffix **'/NL'** after product number. Deduct \$48 list.

Finishes

Refer to Finishes section for color options. Drawer bodies and accessories are finished in Eco Black.

Description	Part number	Exterior height	Width	Weight (lbs)	Storage centers/ 9900 series/ Neutral paint	Radius series/ Neutral paint	Accent paint
	3021HD□	23 7/8"	30"	47	\$696	\$789	+\$71
	3621HD□	23 7/8"	36"	65	\$743	\$863	+\$76
	4221HD□	23 7/8"	42"	83	\$793	\$962	+\$81
	3021HD□-SH	23 7/8"	30"	57	\$785	\$875	+\$80
	3621HD□-SH	23 7/8"	36"	76	\$833	\$951	+\$84
	4221HD□-SH	23 7/8"	42"	95	\$883	\$1049	+\$89
	3024HD□	26 7/8"	30"	75	\$696	\$789	+\$71
	3624HD□	26 7/8"	36"	95	\$743	\$863	+\$76
	4224HD□	26 7/8"	42"	110	\$793	\$962	+\$81
	3024HD□-SH	26 7/8"	30"	85	\$785	\$875	+\$80
	3624HD□-SH	26 7/8"	36"	105	\$833	\$951	+\$84
	4224HD□-SH	26 7/8"	42"	115	\$883	\$1049	+\$89
	3027HD□	29 7/8"	30"	83	\$760	\$931	+\$77
	3627HD□	29 7/8"	36"	104	\$790	\$947	+\$80
	4227HD□	29 7/8"	42"	120	\$858	\$1029	+\$87
	3027HD□-SH	29 7/8"	30"	94	\$850	\$1022	+\$86
	3627HD□-SH	29 7/8"	36"	117	\$879	\$1035	+\$89
	4227HD□-SH	29 7/8"	42"	135	\$949	\$1119	+\$96
	3030HD□	32 7/8"	30"	115	\$801	\$931	+\$81
	3630HD□	32 7/8"	36"	120	\$832	\$958	+\$84
	4230HD□	32 7/8"	42"	130	\$918	\$1080	+\$93
	3030HD□-SH	32 7/8"	30"	120	\$892	\$1022	+\$90
	3630HD□-SH	32 7/8"	36"	135	\$919	\$1048	+\$93
	4230HD□-SH	32 7/8"	42"	140	\$1007	\$1170	+\$102

How to order

1. Specify product number.
2. Specify finish color.
3. Specify options.

Product code key example

3636HD□-SH

36 cabinet width

36 interior height

HD hinged doors

□ **(Leave Blank)** - Storage Centers

E - 9900 Series

R - Radius Series

SH shelves

General information

Exterior cabinet heights are nominal. Actual heights (with glides fully recessed) are $\frac{1}{8}$ " less. Hinged doors are standard with self-closing European style hinges that open 110°. Shelves are slotted every 1 $\frac{1}{2}$ " and are height adjustable in 1 $\frac{1}{2}$ " increments. Shelf dividers are not included.

Cabinets are 18" in depth.

Accessories

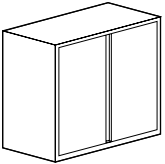
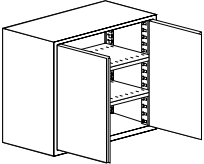
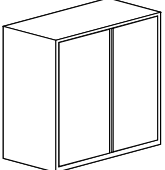
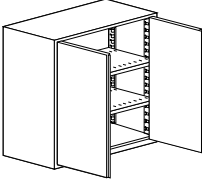
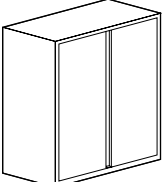
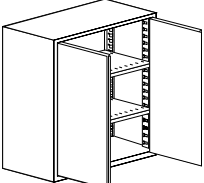
See Lateral File Accessories section for counterweights and accessories.

Lock option

Cabinets come standard with lock. If lock is not required add suffix **'/NL'** after product number. Deduct \$48 list.

Finishes

Refer to Finishes section for color options. Drawer bodies and accessories are finished in Eco Black.

Description	Part number	Exterior height	Width	Weight (lbs)	Storage centers/ 9900 series/ Neutral paint	Radius series/ Neutral paint	Accent paint	
	Cabinet with hinged doors no interior accessories	3036HD□	38 $\frac{7}{8}$ "	30"	130	\$816	\$928	+\$83
		3636HD□	38 $\frac{7}{8}$ "	36"	140	\$895	\$1081	+\$91
		4236HD□	38 $\frac{7}{8}$ "	42"	150	\$984	\$1110	+\$99
	Cabinet with hinged doors with 2 slotted shelves	3036HD□-SH	38 $\frac{7}{8}$ "	30"	145	\$994	\$1103	+\$100
		3636HD□-SH	38 $\frac{7}{8}$ "	36"	155	\$1072	\$1256	+\$108
		4236HD□-SH	38 $\frac{7}{8}$ "	42"	165	\$1162	\$1283	+\$117
	Cabinet with hinged doors, no interior accessories	3040.5HD□	43 $\frac{3}{8}$ "	30"	135	\$844	\$956	+\$86
		3640.5HD□	43 $\frac{3}{8}$ "	36"	145	\$945	\$1131	+\$96
		4240.5HD□	43 $\frac{3}{8}$ "	42"	160	\$1071	\$1195	+\$108
	Cabinet with hinged doors with 2 slotted shelves	3040.5HD□-SH	43 $\frac{3}{8}$ "	30"	145	\$1023	\$1130	+\$103
		3640.5HD□-SH	43 $\frac{3}{8}$ "	36"	155	\$1123	\$1306	+\$113
		4240.5HD□-SH	43 $\frac{3}{8}$ "	42"	165	\$1249	\$1369	+\$125
	Cabinet with hinged doors no interior accessories	3045HD□	47 $\frac{7}{8}$ "	30"	135	\$868	\$1009	+\$88
		3645HD□	47 $\frac{7}{8}$ "	36"	145	\$1008	\$1185	+\$102
		4245HD□	47 $\frac{7}{8}$ "	42"	155	\$1155	\$1346	+\$116
	Cabinet with hinged doors with 2 slotted shelves	3045HD□-SH	47 $\frac{7}{8}$ "	30"	145	\$1048	\$1184	+\$106
		3645HD□-SH	47 $\frac{7}{8}$ "	36"	155	\$1186	\$1360	+\$119
		4245HD□-SH	47 $\frac{7}{8}$ "	42"	165	\$1331	\$1521	+\$134

Laterals

Pre-configured

Storage and Wardrobe Cabinets

How to order

1. Specify product number.
2. Specify finish color.
3. Specify options.

Product code key example

3648HD□-SH

36 cabinet width

48 interior height

HD hinged doors

□ **(Leave Blank)** - Storage Centers

E - 9900 Series

R - Radius Series

SH shelves

General information

Exterior cabinet heights are nominal. Actual heights (with glides fully recessed) are 1/8" less. Hinged doors are standard with self-closing European style hinges that open 110°. Shelves are slotted every 1 1/2" and are height adjustable in 1 1/2" increments. Shelf dividers are not included.

Cabinets are 18" in depth.

Accessories

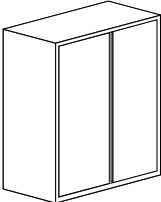
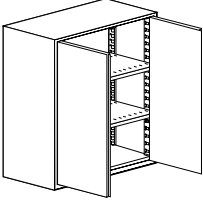
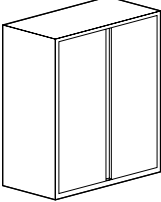
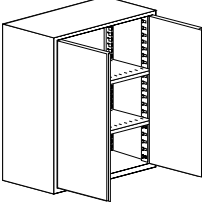
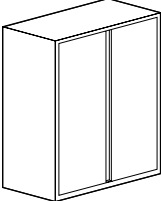
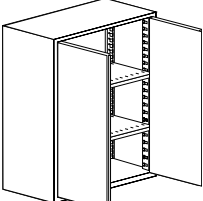
See Lateral File Accessories section for counterweights and accessories.

Lock option

Cabinets come standard with lock. If lock is not required add suffix '/NL' after product number. Deduct \$48 list.

Finishes

Refer to Finishes section for color options. Drawer bodies and accessories are finished in Eco Black.

Description	Part number	Exterior height	Width	Weight (lbs)	Storage centers/ 9900 series/ Neutral paint	Radius series/ Neutral paint	Accent paint	
	Cabinet with hinged doors no interior accessories	3048HD□	50 7/8"	30"	160	\$923	\$1060	+\$93
		3648HD□	50 7/8"	36"	170	\$1050	\$1224	+\$106
		4248HD□	50 7/8"	42"	190	\$1194	\$1388	+\$120
	Cabinet with hinged doors with 2 slotted shelves	3048HD□-SH	50 7/8"	30"	165	\$1102	\$1234	+\$111
		3648HD□-SH	50 7/8"	36"	175	\$1228	\$1398	+\$123
		4248HD□-SH	50 7/8"	42"	195	\$1372	\$1563	+\$139
	Cabinet with hinged doors no interior accessories	3049.5HD□	52 3/8"	30"	160	\$923	\$1060	+\$93
		3649.5HD□	52 3/8"	36"	170	\$1050	\$1224	+\$106
		4249.5HD□	52 3/8"	42"	190	\$1194	\$1388	+\$120
	Cabinet with hinged doors with 2 slotted shelves	3049.5HD□-SH	52 3/8"	30"	170	\$1102	\$1234	+\$111
		3649.5HD□-SH	52 3/8"	36"	180	\$1228	\$1398	+\$123
		4249.5HD□-SH	52 3/8"	42"	200	\$1372	\$1563	+\$139
	Cabinet with hinged doors, no interior accessories	3052.5HD□	55 3/8"	30"	160	\$938	\$1078	+\$95
		3652.5HD□	55 3/8"	36"	170	\$1073	\$1250	+\$108
		4252.5HD□	55 3/8"	42"	190	\$1236	\$1388	+\$124
	Cabinet with hinged doors with 2 slotted shelves	3052.5HD□-SH	55 3/8"	30"	170	\$1115	\$1253	+\$112
		3652.5HD□-SH	55 3/8"	36"	180	\$1253	\$1424	+\$126
		4252.5HD□-SH	55 3/8"	42"	200	\$1416	\$1563	+\$143

How to order

1. Specify product number.
2. Specify finish color.
3. Specify options.

Product code key example

3654HD□-SH

36 cabinet width

54 interior height

HD hinged doors

□ **(Leave Blank)** - Storage Centers

E - 9900 Series

R - Radius Series

SH shelves

General information

Exterior cabinet heights are nominal. Actual heights (with glides fully recessed) are 1/8" less. Hinged doors are standard with self-closing European style hinges that open 110°. Shelves are slotted every 1 1/2" and are height adjustable in 1 1/2" increments. Shelf dividers are not included.

Cabinets are 18" in depth.

Accessories

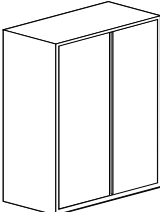
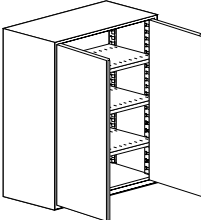
See Lateral File Accessories section for counterweights and accessories.

Lock option

Cabinets come standard with lock. If lock is not required add suffix **'/NL'** after product number. Deduct \$48 list.

Finishes

Refer to Finishes section for color options. Drawer bodies and accessories are finished in Eco Black.

Description	Part number	Exterior height	Width	Weight (lbs)	Storage centers/ 9900 series/ Neutral paint	Radius series/ Neutral paint	Accent paint
 Cabinet with hinged doors no interior accessories	3054HD□	56 7/8"	30"	165	\$945	\$1149	+\$96
	3654HD□	56 7/8"	36"	175	\$1077	\$1223	+\$109
	4254HD□	56 7/8"	42"	195	\$1117	\$1413	+\$112
 Cabinet with hinged doors with 3 slotted shelves	3054HD□-SH	56 7/8"	30"	180	\$1211	\$1412	+\$122
	3654HD□-SH	56 7/8"	36"	190	\$1343	\$1485	+\$135
	4254HD□-SH	56 7/8"	42"	210	\$1507	\$1675	+\$152

Laterals

Pre-configured

Storage and Wardrobe Cabinets

How to order

1. Specify product number.
2. Specify finish color.
3. Specify options.

Product code key example

3660HD□-SH

36 cabinet width

60 interior height

HD hinged doors

□ **(Leave Blank)** - Storage Centers

E - 9900 Series

R - Radius Series

SH shelves

General information

Exterior cabinet heights are nominal. Actual heights (with glides fully recessed) are 1/8" less. Hinged doors are standard with self-closing European style hinges that open 110°. Shelves are slotted every 1 1/2" and are height adjustable in 1 1/2" increments. Shelf dividers are not included.

Cabinets are 18" in depth.

Accessories

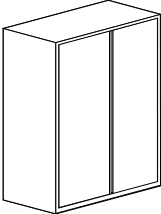
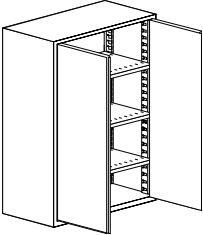
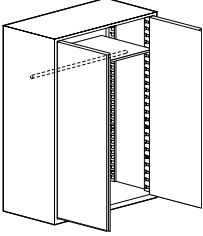
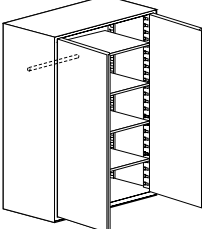
See Lateral File Accessories section for counterweights and accessories.

Lock option

Cabinets come standard with lock. If lock is not required add suffix **'/NL'** after product number. Deduct \$48 list.

Finishes

Refer to Finishes section for color options. Drawer bodies and accessories are finished in Eco Black.

Description	Part number	Exterior height	Width	Weight (lbs)	Storage centers/ 9900 series/ Neutral paint	Radius series/ Neutral paint	Accent paint	
	Cabinet with hinged doors no interior accessories	3060HD□	62 7/8"	30"	170	\$951	\$1198	+\$96
		3660HD□	62 7/8"	36"	185	\$1080	\$1260	+\$109
		4260HD□	62 7/8"	42"	210	\$1243	\$1448	+\$125
	Cabinet with hinged doors with 3 slotted shelves	3060HD□-SH	62 7/8"	30"	185	\$1217	\$1461	+\$122
		3660HD□-SH	62 7/8"	36"	200	\$1349	\$1521	+\$135
		4260HD□-SH	62 7/8"	42"	220	\$1510	\$1712	+\$152
	Cabinet with 1 blank shelf and side-to-side coat rod	3060HD□-W	62 7/8"	30"	175	\$1071	\$1317	+\$108
		3660HD□-W	62 7/8"	36"	185	\$1203	\$1379	+\$121
		4260HD□-W	62 7/8"	42"	215	\$1365	\$1569	+\$138
	Cabinet with hinged doors, 1 full width blank shelf, 3 half width shelves and 1 half width coat rod	3060HD□-WS	62 7/8"	30"	175	\$1277	\$1519	+\$128
		3660HD□-WS	62 7/8"	36"	185	\$1409	\$1582	+\$142
		4260HD□-WS	62 7/8"	42"	215	\$1571	\$1772	+\$158

How to order

1. Specify product number.
2. Specify finish color.
3. Specify options.

Product code key example

3661.5HD□-SH

36 cabinet width

61.5 interior height

HD hinged doors

□ **(Leave Blank)** - Storage Centers

E - 9900 Series

R - Radius Series

SH shelves

General information

Exterior cabinet heights are nominal. Actual heights (with glides fully recessed) are 1/8" less. Hinged doors are standard with self-closing European style hinges that open 110°. Shelves are slotted every 1 1/2" and are height adjustable in 1 1/2" increments. Shelf dividers are not included.

Cabinets are 18" in depth.

Accessories

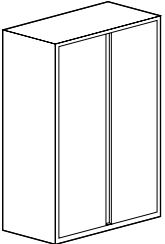
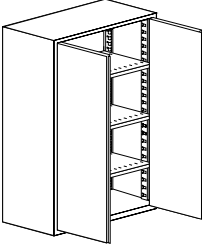
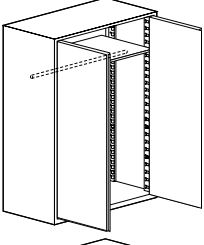
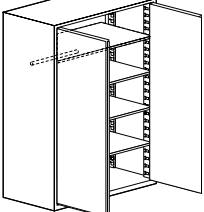
See Lateral File Accessories section for counterweights and accessories.

Lock option

Cabinets come standard with lock. If lock is not required add suffix **'/NL'** after product number. Deduct \$48 list.

Finishes

Refer to Finishes section for color options. Drawer bodies and accessories are finished in Eco Black.

Description	Part number	Exterior height	Width	Weight (lbs)	Storage centers/ 9900 series/ Neutral paint	Radius series/ Neutral paint	Accent paint	
	Cabinet with hinged doors no interior accessories	3061.5HD□	64 3/8"	30"	175	\$951	\$1198	+\$96
		3661.5HD□	64 3/8"	36"	185	\$1080	\$1260	+\$109
		4261.5HD□	64 3/8"	42"	215	\$1243	\$1448	+\$125
	Cabinet with hinged doors with 3 slotted shelves	3061.5HD□-SH	64 3/8"	30"	185	\$1217	\$1461	+\$122
		3661.5HD□-SH	64 3/8"	36"	200	\$1349	\$1521	+\$135
		4261.5HD□-SH	64 3/8"	42"	220	\$1510	\$1712	+\$152
	Cabinet with hinged doors, 1 blank shelf and side-to-side coat rod	3061.5HD□-W	64 3/8"	30"	175	\$1071	\$1317	+\$108
		3661.5HD□-W	64 3/8"	36"	185	\$1203	\$1379	+\$121
		4261.5HD□-W	64 3/8"	42"	215	\$1365	\$1569	+\$138
	Cabinet with hinged doors, 1 full width blank shelf, 3 half width shelves and 1 half width coat rod	3061.5HD□-WS	64 3/8"	30"	180	\$1277	\$1519	+\$128
		3661.5HD□-WS	64 3/8"	36"	190	\$1407	\$1582	+\$142
		4261.5HD□-WS	64 3/8"	42"	220	\$1571	\$1772	+\$158

Laterals

Pre-configured

Storage and Wardrobe Cabinets

How to order

1. Specify product number.
2. Specify finish color.
3. Specify options.

Product code key example

3667.5HD□-SH

36 cabinet width

67.5 interior height

HD hinged doors

□ **(Leave Blank)** - Storage Centers
E - 9900 Series
R - Radius Series

SH shelves

General information

Exterior cabinet heights are nominal. Actual heights (with glides fully recessed) are 1/8" less. Hinged doors are standard with self-closing European style hinges that open 110°. Shelves are slotted every 1 1/2" and are height adjustable in 1 1/2" increments. Shelf dividers are not included.

Cabinets are 18" in depth.

Accessories

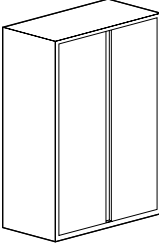
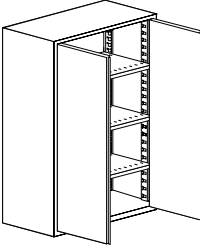
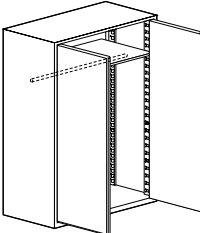
See Lateral File Accessories section for counterweights and accessories.

Lock option

Cabinets come standard with lock. If lock is not required add suffix **'/NL'** after product number. Deduct \$48 list.

Finishes

Refer to Finishes section for color options. Drawer bodies and accessories are finished in Eco Black.

Description	Part number	Exterior height	Width	Weight (lbs)	Storage centers/ 9900 series/ Neutral paint	Radius series/ Neutral paint	Accent paint
	Cabinet with hinged doors, no interior accessories 3067.5HD□	70 3/8"	30"	185	\$1051	\$1402	+\$106
	3667.5HD□	70 3/8"	36"	210	\$1197	\$1558	+\$120
	4267.5HD□	70 3/8"	42"	225	\$1356	\$1627	+\$137
	Cabinet with hinged doors with 3 slotted shelves 3067.5HD□-SH	70 3/8"	30"	205	\$1407	\$1751	+\$142
	3667.5HD□-SH	70 3/8"	36"	230	\$1550	\$1904	+\$156
	4267.5HD□-SH	70 3/8"	42"	245	\$1711	\$1976	+\$172
	Cabinet with hinged doors, 1 blank shelf and side-to-side coat rod 3067.5HD□-W	70 3/8"	30"	190	\$1171	\$1521	+\$118
	3667.5HD□-W	70 3/8"	36"	215	\$1318	\$1675	+\$132
	4267.5HD□-W	70 3/8"	42"	230	\$1475	\$1744	+\$149

How to order

1. Specify product number.
2. Specify finish color.
3. Specify options.

Product code key example

3673.5HD□-SH

36 cabinet width

73.5 interior height

HD hinged doors

- **(Leave Blank)** - Storage Centers
E - 9900 Series
R - Radius Series

SH shelves

General information

Exterior cabinet heights are nominal. Actual heights (with glides fully recessed) are 1/8" less. Hinged doors are standard with self-closing European style hinges that open 110°. Shelves are slotted every 1 1/2" and are height adjustable in 1 1/2" increments. Shelf dividers are not included.

Cabinets are 18" in depth.

Accessories

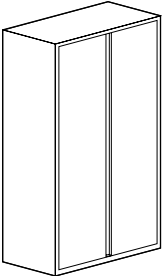
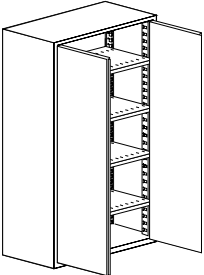
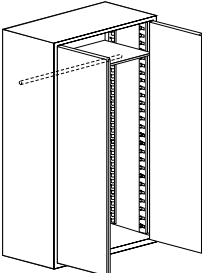
See Lateral File Accessories section for counterweights and accessories.

Lock option

Cabinets come standard with lock. If lock is not required add suffix '/NL' after product number. Deduct \$48 list.

Finishes

Refer to Finishes section for color options. Drawer bodies and accessories are finished in Eco Black.

Description	Part number	Exterior height	Width	Weight (lbs)	Storage centers/ 9900 series/ Neutral paint	Radius series/ Neutral paint	Accent paint	
	Cabinet with hinged doors, no interior accessories	3073.5HD□	76 3/8"	30"	190	\$1153	\$1499	+\$116
		3673.5HD□	76 3/8"	36"	220	\$1309	\$1665	+\$131
		4273.5HD□	76 3/8"	42"	240	\$1471	\$1740	+\$148
	Cabinet with hinged doors with 4 slotted shelves	3073.5HD□-SH	76 3/8"	30"	210	\$1507	\$1849	+\$152
		3673.5HD□-SH	76 3/8"	36"	240	\$1666	\$2013	+\$168
		4273.5HD□-SH	76 3/8"	42"	260	\$1826	\$2089	+\$183
	Cabinet with hinged doors 1 blank shelf and side-to-side coat rod	3073.5HD□-W	76 3/8"	30"	195	\$1272	\$1618	+\$128
		3673.5HD□-W	76 3/8"	36"	225	\$1429	\$1784	+\$144
		4273.5HD□-W	76 3/8"	42"	245	\$1592	\$1859	+\$160

Laterals

Pre-configured

Storage Cabinet with SuperStor™ Insert

How to order

1. Specify product number.
2. Specify finish color.
3. Specify options.

Product code key example

3624DH□-SS

36 cabinet width
24 interior height
HD hinged doors

□ **(Leave Blank)** - Storage Centers
E - 9900 Series
R - Radius Series

SS SuperStor™

General information

Exterior cabinet heights are nominal. Actual heights (with glides fully recessed) are 1/8" less. SuperStor™ cabinets are equipped with an internal storage organizer that consists of three vertical compartments with slots at 1" increments. SuperStor™ trays, **WHICH ARE SOLD SEPARATELY**, slide into the slots. Tray fronts angle downwards 1/2" to permit labeling. Hinged doors are standard with self-closing European style hinges that open 110°.

Cabinets are 18" in depth.

Accessories

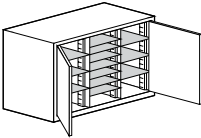
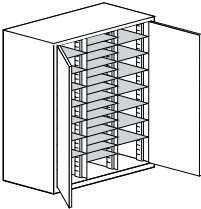
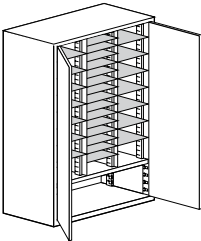
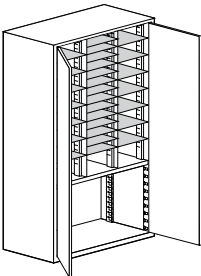
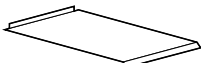
See Lateral File Accessories section for counterweights and accessories.

Lock option

Cabinets come standard with lock. If lock is not required add suffix '/NL' after product number. Deduct \$48 list.

Finishes

Refer to Finishes section for color options. Drawer bodies and accessories are finished in Eco Black. SuperStor and trays are finishes in Onyx only.

Description	Part number	Exterior height	Width	Weight (lbs)	Storage centers/ 9900 series/ Neutral paint	Radius series/ Neutral paint	Accent paint
 <p>Cabinet with 24" high SuperStor™ insert. Three vertical compartments with slots at 1" increments hold 22 sliding trays per compartment.</p> <p>Order trays separately</p>	3624HD□-SS	26 7/8"	36"	120	\$1174	\$1280	+\$118
 <p>Cabinet with 49.5" high SuperStor™ insert. Three vertical compartments with slots at 1" increments hold 48" sliding trays per compartment.</p> <p>Order trays separately</p>	3649.5HD□-SS	53 3/8"	36"	190	\$1722	\$1914	+\$173
 <p>Cabinet with 49.5" high SuperStor™ insert. Three vertical compartments with slots at 1" increments hold 48" sliding trays per compartment. 10.5" clearance from bottom of cabinet to bottom of insert.</p> <p>Order trays separately.</p>	3661.5HD□-SS	64 3/8"	36"	235	\$1786	\$1950	+\$179
 <p>Cabinet with 49.5" high SuperStor™ insert. Three vertical compartments with slots at 1" increments hold 48" sliding trays per compartment. 22.5" clearance from bottom of cabinet to bottom of insert</p> <p>Order trays separately.</p>	3673.5HD□-SS	76 3/8"	36"	270	\$2012	\$2278	+\$202
 <p>SuperStor™ trays Pack of 12 trays, black only</p>	T12SS-BL	—	10"	25	\$233	\$233	—

How to order

1. Specify product number.
2. Specify finish color.
3. Specify options.

Product code key example

36495□-**2F101SH**

36 cabinet width
495 interior height

□ **(Leave Blank)** - Storage Centers
E - 9900 Series
R - Radius Series

2 number of drawers

F10 10 ½" fixed front drawers

1SH number of adjustable shelves

General information

Exterior cabinet heights are nominal. Actual heights (with glides fully recessed) are ⅛" less. Cabinets are priced inclusive of 1 pair of hangfile bars in each pullout opening. Shelves are adjustable except the shelf above the file drawers. All shelves are slotted to accept dividers. Shelf dividers are not included. See Accessories section.

Cabinets are 18" in depth.

Counterweights

Counterweights are required for ALL freestanding units that are not anchored or ganged to other cabinets or bolted to walls/floor. See Counterweight matrix on page 022.

Accessories

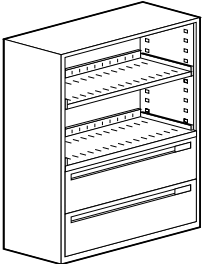
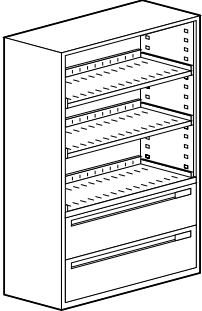
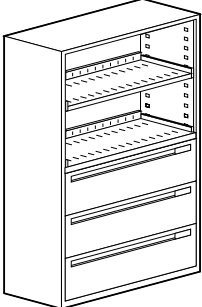
See Lateral File Accessories section for counterweights and accessories.

Lock option

Cabinets come standard with lock. If lock is not required add suffix '/NL' after product number. Deduct \$48 list.

Finishes

Refer to Finishes section for color options. Drawer bodies and accessories are finished in Eco Black.

Description	Part number	Exterior height	Width	Weight (lbs)	Storage centers/ 9900 series/ Neutral paint	Radius series/ Neutral paint	Accent paint
 <p>4 high cabinet with 2 bookcase openings and 2-10.5" drawers</p> <p>Bookcase Opening Clearances Top 12.5" Bottom 14"</p>	30495 □- 2F101SH	52 ⅜"	30"	165	\$1270	\$1437	+\$128
	36495 □- 2F101SH	52 ⅜"	36"	183	\$1477	\$1649	+\$149
	42495 □- 2F101SH	52 ⅜"	42"	210	\$1663	\$1886	+\$167
 <p>5 high cabinet with 3 bookcase openings and 2-10.5" drawers</p> <p>Bookcase Opening Clearances Top 12.5" Middle 12.5" Bottom 13"</p>	30615 □- 2F102SH	64 ⅜"	30"	187	\$1406	\$1603	+\$142
	36615 □- 2F102SH	64 ⅜"	36"	210	\$1590	\$1786	+\$160
	42615 □- 2F102SH	64 ⅜"	42"	240	\$1786	\$2036	+\$179
 <p>5 high cabinet with 2 bookcase openings and 3-10.5" drawers</p> <p>Bookcase Opening Clearances Top 14" Bottom 14"</p>	30615 □- 3F101SH	64 ⅜"	30"	190	\$1408	\$1705	+\$142
	36615 □- 3F101SH	64 ⅜"	36"	212	\$1797	\$2026	+\$180
	42615 □- 3F101SH	64 ⅜"	42"	243	\$2024	\$2332	+\$203

ANSI/BIFMA

With the addition of counterweights where appropriate, lateral files meet all ANSI/BIFMA specifications.

Construction

Lateral files and hinged door cabinets are of all-welded construction using 20 and 22 gauge high quality, tension leveled, cold rolled steel. The steel gauges selected for drawer fronts, bodies and accessories ensure the highest quality, durability and performance for all components.

Construction features & benefits

1. All interiors are modular and interchangeable so that cabinets can be retrofitted with new accessories and interiors as required.
2. Corners are strengthened with a reinforcing gusset and are welded at junction of top and case fronts, eliminating horizontal lines for a cleaner, flush appearance on the face of the cabinet.
3. Full width pulls allow lift-up doors and drawers to be opened from any position.
4. Rigid construction allows lift-up doors to be picked up and retracted smoothly from any point, eliminates deformation, ensures flush fit within the cabinet and improves lock performance.
5. Lift-up door carrier mechanism has four nylon rollers, two on each side, for smooth receding action with no binding or snagging.
6. Front leading edge of pullout shelves is beaded and rolled to provide grip for pullout action and to strengthen shelf; front leading edge of fixed shelf is flat for easy removal of material.
7. Fully-progressive ball bearing suspensions are staged so that left and right sides work in unison. This provides smooth drawer operation with minimum force.
8. Special "claw-like" device incorporated in suspensions "grips" the fixed section of the suspension arm preventing drawer bounce-back or creep when drawer is closed.
9. Lock bars operate vertically on both sides of the cabinet for maximum security.
10. Lock fingers are configured with right angle bend upward, not downward, so that lift-up doors cannot be pulled down to disengage fingers from door slots and be forced to circumvent lock system.
11. Plastic buttons in side gables of case where top sections of lift-up doors recede into the cabinet eliminate metal-to-metal contact.
12. Plastic buttons in the ends of each drawer and door front eliminates metal-to-metal contact between cabinet sides and closed drawers.
13. Self-closing, 110° opening, European style cupboard hinges provide smooth hinged door operation. Hinges are not visible from the exterior of the cabinet.

Bases

Optional base aprons are available in 2 heights and are screwed to the underside of the cabinet. Bases may be easily added or changed on site. Cabinets are shipped with bases installed when ordered.

Counterweights

Counterweights are required for ALL freestanding units that are not anchored or ganged to other cabinets or bolted to walls/floor.

Safelock™

The patented Safelock mechanism provides complete security against accidental opening of two or more drawers simultaneously. When any drawer or single pullout shelf is extended, even fractionally, Safelock ensures that all other openings, except for the 3" and 4 1/2" drawers, immediately become inoperable. Safelock is standard on all lateral files. The only exceptions are the 3" and 4 1/2" drawers and the upper shelf in a two pullout shelf opening.

Drawer standard equipment

Pullout drawers and shelves are standard with one pair hangfile bars for side-to-side suspended filing. Fixed shelves are standard with 3 plate dividers. Optional accessories are available.

Glides

Overall heights are inclusive of metal glides. Heights may be increased up to 5/8" by extending standard glide. Glides are accessible from inside the cabinet when the bottom drawer is fully extended or removed and may be adjusted with a 1/4" socket driver.

Optional 1 1/2" stem glides are available. Specify separately and add \$25 list to the cabinet price. Requires field installation.

Locks

Cabinets come standard with lock. If lock is not required add suffix 'NL' after product number. Deduct \$48 list per lock. For lock location, see diagrams at the front of this price list.

Note: 3" and 4 1/2" drawers, when located immediately above a case bottom, tie bar shelf or reference shelves cannot be locked.

Random keying is standard. Files may be ordered keyed alike. Specify. Locks feature removable core and are standard with two keys, one of which has a black neoprene plastic key cover.

Cabinets originally ordered as non-locking may be field installed with the addition of locking bars and a lock core. Please contact **Office Specialty Client Services** for required parts.

Master keys are available at \$43 list.

Lateral File Tops

Refer to Accessories section to order Laminate, Nuform and Veneer tops.

Finishes

Refer to Finishes section of this price list. For lock finish options, refer to the front of this price list.

Drawer pulls

Storage Centers and 9900 Series fronts have full width integral pulls with enamel finish to match case fronts.

Radius Series fronts are 3/4" thick and are radiused at the front top and bottom. This detail adds 5/8" to the overall lateral depth (included in dimensions shown).

Radius pulls are manufactured from black ABS plastic and are recessed into drawer sides. Drawer sides are capped with black ABS plastic.

Case Height Matrix

Interior Height		Exterior Height	
in.	mm	in.	mm
15"	381	17 7/8"	454
16 1/2"	419	19 3/8"	492
18"	457	20 7/8"	530
19 1/2"	495	22 3/8"	568
21"	533	23 7/8"	606
22 1/2"	572	25 3/8"	645
24"	610	26 7/8"	683
25 1/2"	648	28 3/8"	721
27"	686	29 7/8"	759
28 1/2"	724	31 3/8"	797
30"	762	32 7/8"	835
31 1/2"	800	34 3/8"	873
33"	838	35 7/8"	911
34 1/2"	876	37 3/8"	949
36"	914	38 7/8"	987
37 1/2"	953	40 3/8"	1026
39"	991	41 7/8"	1064
40 1/2"	1029	43 3/8"	1102
42"	1067	44 7/8"	1140
43 1/2"	1105	46 3/8"	1178
45"	1143	47 7/8"	1216
46 1/2"	1181	49 3/8"	1254
48"	1219	50 7/8"	1292
49 1/2"	1257	52 3/8"	1330
51"	1295	53 7/8"	1368
52 1/2"	1334	55 3/8"	1407
54"	1372	56 7/8"	1445
55 1/2"	1410	58 3/8"	1483
57"	1448	59 7/8"	1521
58 1/2"	1486	61 3/8"	1559
60"	1524	62 7/8"	1597
61 1/2"	1562	64 3/8"	1635
63"	1600	65 7/8"	1673
64 1/2"	1638	67 3/8"	1711
66"	1676	68 7/8"	1749
67 1/2"	1715	70 3/8"	1788
69"	1753	71 7/8"	1826
70 1/2"	1791	73 3/8"	1864
72"	1829	74 7/8"	1902
73 1/2"	1867	76 3/8"	1940
75"	1905	77 7/8"	1978
76 1/2"	1943	79 3/8"	2016

How to order

1. Specify basic cabinet product number.
2. Specify cabinet interiors from TOP to BOTTOM.
3. Specify accessories, refer to Accessories section.
4. Specify finish color.
5. Cabinets come standard with lock. If lock is not required add suffix '**NL**' after product number. Deduct \$48 list

Product code key example

30-15□

30 cabinet width
15 cabinet interior clear height including tie bar

- (Leave Blank) - Storage Centers
- E** - 9900 Series
- R** - Radius Series

Note: Radius Series cases do not have a tie bar.

Example: Case 30-63

When specifying Radius fronts fill the entire 63" of interior height. All other product lines fill 61.5" of interior height (= 63" - 1.5") of interior height.

General information

5/8" glides are standard and can be used with or without base aprons. Total of interior components specified must equal interior case height. 1 1/2" for structural tie bar must be added to interior components that total 61 1/2" or more.

Cabinets are 18" in depth.

Tie bar is not required:

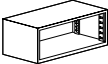
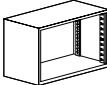
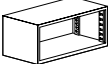
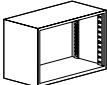
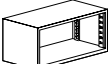
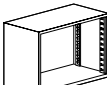
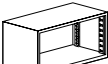
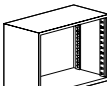
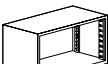
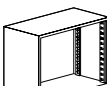
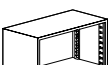
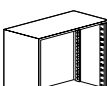
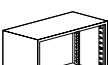
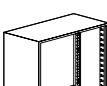
- For all Radius Series
- For Storage Centers and 9900 Series if build-up includes hinged door insert, fixed shelf or SuperStor™ insert in the top opening.

Note: Exterior cabinet heights shown above are nominal. Actual heights, with glides fully recessed, are 1/8" less. Cabinets are 18" deep.

A standard 1 1/2" structural tie bar will be provided by the factory in all cabinets with 64 3/8" or more exterior height except for Radius Series which include a hidden tie bar. The tie bar is usually positioned ±36" from the bottom of the cabinet.

Counterweights

Counterweights are required for ALL freestanding units that are not anchored or ganged to other cabinets or bolted to walls/floor. See Counterweight matrix on page 022.

	Interior height	Exterior height	Part number	Neutral paint/ base price	Accent paint		Interior height	Exterior height	Part number	Neutral paint/ base price	Accent paint
	15"	17 7/8"	30-15 □ 36-15 □ 42-15 □	\$419 \$460 \$495	+\$43 +\$47 +\$50		25 1/2"	28 3/8"	30-25.5 □ 36-25.5 □ 42-25.5 □	\$485 \$490 \$532	+\$49 +\$50 +\$54
	16 1/2"	19 3/8"	30-16.5 □ 36-16.5 □ 42-16.5 □	\$432 \$468 \$497	+\$44 +\$48 +\$50		27"	29 7/8"	30-27 □ 36-27 □ 42-27 □	\$494 \$506 \$565	+\$50 +\$51 +\$57
	18"	20 7/8"	30-18 □ 36-18 □ 42-18 □	\$436 \$469 \$500	+\$44 +\$48 +\$51		28 1/2"	31 3/8"	30-28.5 □ 36-28.5 □ 42-28.5 □	\$506 \$525 \$590	+\$51 +\$53 +\$60
	19 1/2"	22 3/8"	30-19.5 □ 36-19.5 □ 42-19.5 □	\$438 \$470 \$506	+\$45 +\$48 +\$51		30"	32 7/8"	30-30 □ 36-30 □ 42-30 □	\$507 \$545 \$616	+\$51 +\$55 +\$62
	21"	23 7/8"	30-21 □ 36-21 □ 42-21 □	\$439 \$471 \$508	+\$45 +\$48 +\$51		31 1/2"	34 3/8"	30-31.5 □ 36-31.5 □ 42-31.5 □	\$508 \$547 \$617	+\$51 +\$55 +\$62
	22 1/2"	25 3/8"	30-22.5 □ 36-22.5 □ 42-22.5 □	\$441 \$473 \$511	+\$45 +\$48 +\$52		33"	35 7/8"	30-33 □ 36-33 □ 42-33 □	\$511 \$550 \$625	+\$52 +\$56 +\$63
	24"	26 7/8"	30-24 □ 36-24 □ 42-24 □	\$442 \$475 \$515	+\$45 +\$48 +\$52		34 1/2"	37 3/8"	30-34.5 □ 36-34.5 □ 42-34.5 □	\$515 \$556 \$635	+\$52 +\$56 +\$64

Laterals

Build-Ups

Basic Lateral Cabinets

How to order

1. Specify basic cabinet product number.
2. Specify cabinet interiors from TOP to BOTTOM.
3. Specify accessories, refer to Accessories section.
4. Specify finish color.
5. Cabinets come standard with lock. If lock is not required add suffix '**NL**' after product number. Deduct \$48 list

Product code key example

30-15□

30 cabinet width
15 cabinet interior clear height including tie bar

- **(Leave Blank)** - Storage Centers
E - 9900 Series
R - Radius Series

Note: Radius Series cases do not have a tie bar.

Example: Case 30-63

When specifying Radius fronts fill the entire 63" of interior height. All other product lines fill 61.5" of interior height (= 63" - 1.5") of interior height.

General information

5/8" glides are standard and can be used with or without base aprons. Total of interior components specified must equal interior case height. 1 1/2" for structural tie bar must be added to interior components that total 61 1/2" or more.

Cabinets are 18" in depth.

Tie bar is not required:

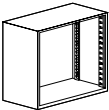
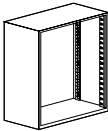
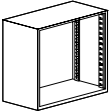
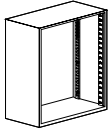
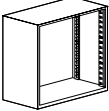
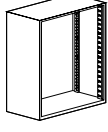
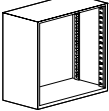
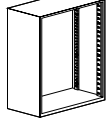
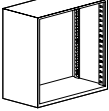
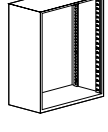
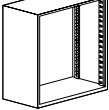
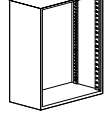
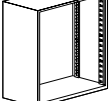
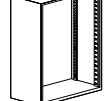
- For all Radius Series
- For Storage Centers and 9900 Series if build-up includes hinged door insert, fixed shelf or SuperStor™ insert in the top opening.

Note: Exterior cabinet heights shown above are nominal. Actual heights, with glides fully recessed, are 1/8" less. Cabinets are 18" deep.

A standard 1 1/2" structural tie bar will be provided by the factory in all cabinets with 64 3/8" or more exterior height except for Radius Series which include a hidden tie bar. The tie bar is usually positioned ±36" from the bottom of the cabinet.

Counterweights

Counterweights are required for ALL freestanding units that are not anchored or ganged to other cabinets or bolted to walls/floor. See Counterweight matrix on page 022.

	Interior height	Exterior height	Part number	Neutral paint/ base price	Accent paint		Interior height	Exterior height	Part number	Neutral paint/ base price	Accent paint
	36"	38 7/8"	30-36 □ 36-36 □ 42-36 □	\$517 \$558 \$635	+\$52 +\$56 +\$64		46 1/2"	49 3/8"	30-46.5 □ 36-46.5 □ 42-46.5 □	\$550 \$688 \$805	+\$56 +\$70 +\$82
	37 1/2"	40 3/8"	30-37.5 □ 36-37.5 □ 42-37.5 □	\$526 \$577 \$664	+\$53 +\$58 +\$67		48"	50 7/8"	30-48 □ 36-48 □ 42-48 □	\$551 \$689 \$806	+\$56 +\$70 +\$82
	39"	41 7/8"	30-39 □ 36-39 □ 42-39 □	\$533 \$597 \$688	+\$54 +\$60 +\$70		49 1/2"	52 3/8"	30-49.5 □ 36-49.5 □ 42-49.5 □	\$565 \$690 \$807	+\$57 +\$70 +\$82
	40 1/2"	43 3/8"	30-40.5 □ 36-40.5 □ 42-40.5 □	\$539 \$621 \$718	+\$55 +\$63 +\$73		51"	53 7/8"	30-51 □ 36-51 □ 42-51 □	\$578 \$693 \$817	+\$58 +\$71 +\$83
	42"	44 7/8"	30-42 □ 36-42 □ 42-42 □	\$546 \$643 \$748	+\$55 +\$65 +\$76		52 1/2"	55 3/8"	30-52.5 □ 36-52.5 □ 42-52.5 □	\$579 \$696 \$826	+\$58 +\$71 +\$84
	43 1/2"	46 3/8"	30-43.5 □ 36-43.5 □ 42-43.5 □	\$547 \$667 \$780	+\$55 +\$67 +\$79		54"	56 7/8"	30-54 □ 36-54 □ 42-54 □	\$589 \$703 \$829	+\$59 +\$72 +\$84
	45"	47 7/8"	30-45 □ 36-45 □ 42-45 □	\$549 \$686 \$804	+\$55 +\$70 +\$82		55 1/2"	58 3/8"	30-55.5 □ 36-55.5 □ 42-55.5 □	\$590 \$708 \$838	+\$60 +\$72 +\$85

How to order

1. Specify basic cabinet product number.
2. Specify cabinet interiors from TOP to BOTTOM.
3. Specify accessories, refer to Accessories section.
4. Specify finish color.
5. Cabinets come standard with lock. If lock is not required add suffix '**NL**' after product number. Deduct \$48 list

Product code key example

30-15□

30 cabinet width
15 cabinet interior clear height including tie bar

- (Leave Blank) - Storage Centers
- E** - 9900 Series
- R** - Radius Series

Note: Radius Series cases do not have a tie bar.

Example: Case 30-63

When specifying Radius fronts fill the entire 63" of interior height. All other product lines fill 61.5" of interior height (= 63" - 1.5") of interior height.

General information

5/8" glides are standard and can be used with or without base aprons. Total of interior components specified must equal interior case height. 1 1/2" for structural tie bar must be added to interior components that total 61 1/2" or more.

Cabinets are 18" in depth.

Tie bar is not required:

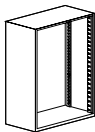
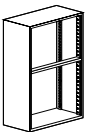
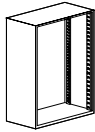
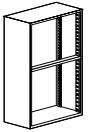
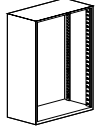
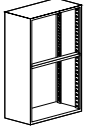
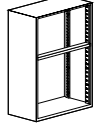
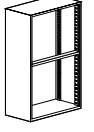
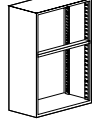
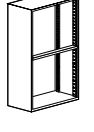
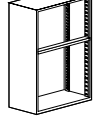
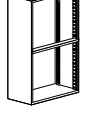
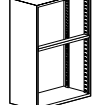
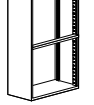
- For all Radius Series
- For Storage Centers and 9900 Series if build-up includes hinged door insert, fixed shelf or SuperStor™ insert in the top opening.

Note: Exterior cabinet heights shown above are nominal. Actual heights, with glides fully recessed, are 1/8" less. Cabinets are 18" deep.

A standard 1 1/2" structural tie bar will be provided by the factory in all cabinets with 64 3/8" or more exterior height except for Radius Series which include a hidden tie bar. The tie bar is usually positioned ±36" from the bottom of the cabinet.

Counterweights

Counterweights are required for ALL freestanding units that are not anchored or ganged to other cabinets or bolted to walls/floor. See Counterweight matrix on page <?>.

	Interior height	Exterior height	Part number	Neutral paint/ base price	Accent paint		Interior height	Exterior height	Part number	Neutral paint/ base price	Accent paint
	57"	59 7/8"	30-57 □ 36-57 □ 42-57 □	\$593 \$715 \$845	+\$60 +\$73 +\$86		67 1/2"	70 3/8"	30-67.5 □ 36-67.5 □ 42-67.5 □	\$675 \$812 \$941	+\$69 +\$82 +\$95
	58 1/2"	61 3/8"	30-58.5 □ 36-58.5 □ 42-58.5 □	\$594 \$716 \$846	+\$60 +\$73 +\$86		69"	71 7/8"	30-69 □ 36-69 □ 42-69 □	\$692 \$838 \$967	+\$71 +\$85 +\$98
	60"	62 7/8"	30-60 □ 36-60 □ 42-60 □	\$596 \$717 \$847	+\$60 +\$73 +\$86		70 1/2"	73 3/8"	30-70.5 □ 36-70.5 □ 42-70.5 □	\$716 \$862 \$996	+\$73 +\$87 +\$101
	61 1/2"	64 3/8"	30-61.5 □ 36-61.5 □ 42-61.5 □	\$597 \$718 \$848	+\$60 +\$73 +\$86		72"	74 7/8"	30-72 □ 36-72 □ 42-72 □	\$743 \$890 \$1018	+\$76 +\$90 +\$103
	63"	65 7/8"	30-63 □ 36-63 □ 42-63 □	\$614 \$742 \$868	+\$62 +\$76 +\$88		73 1/2"	76 3/8"	30-73.5 □ 36-73.5 □ 42-73.5 □	\$763 \$916 \$1052	+\$78 +\$93 +\$106
	64 1/2"	67 3/8"	30-64.5 □ 36-64.5 □ 42-64.5 □	\$630 \$763 \$893	+\$63 +\$78 +\$90		75"	77 7/8"	30-75 □ 36-75 □ 42-75 □	\$797 \$946 \$1078	+\$81 +\$96 +\$109
	66"	68 7/8"	30-66 □ 36-66 □ 42-66 □	\$649 \$790 \$915	+\$65 +\$80 +\$93		76 1/2"	79 3/8"	30-76.5 □ 36-76.5 □	\$827 \$974	+\$84 +\$98

Laterals

Build-Ups

Basic Lateral Cabinets with Security Lock Bar

How to order

1. Specify basic cabinet product number.
2. Specify cabinet interiors from TOP to BOTTOM ensuring that the total height of the selected components equals the total interior clear height of the case.
3. Specify accessories, refer to Accessories section.
4. Specify finish color.
5. Cabinets come standard with lock. If lock is not required add suffix 'NL' after product number. Deduct \$48 list.

Product Code Key Example

30-63□SB

- 30** cabinet width
63 cabinet interior clear height including sliding security bar
□ (Leave Blank) -Storage Centers
E -9900 Series
SB sliding security bar

Finishes

Refer to Finishes section for color options. Sliding security bar and hinges are the same finish as the case. Drawer bodies and accessories are finished in Eco Black.

Important

These are available in Storage Centers and 9900 Series only. Security lock bars cannot be field installed. Tie bar, filler panel, hinged door inserts and SuperStor™ inserts cannot be specified as cabinet interiors. Reference shelf cannot be positioned above or below the security bar.

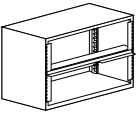
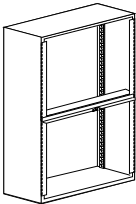
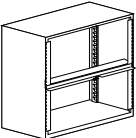
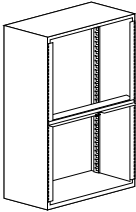
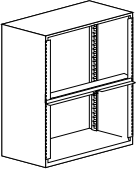
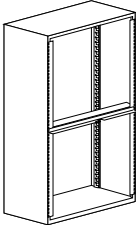
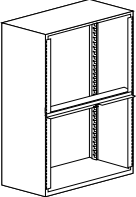
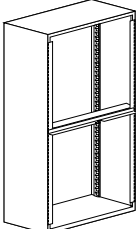
The security lock base 1 1/2" high.

Note: Exterior cabinet heights shown are nominal. Actual heights, with glides fully recessed, are 1/8" less. Cabinets are 18" deep.

Cabinets come with piano style hinges, a 1 1/2" sliding security bar and a lock hook with double sided tape.

Counterweights

Counterweights are required for ALL freestanding units that are not anchored or ganged to other cabinets or bolted to walls/floor. See Counterweight matrix on page 022.

	Interior height	Exterior height	Part number	Neutral paint/ base price	Accent paint		Interior height	Exterior height	Part number	Neutral paint/ base price	Accent paint
	25 1/2"	25 3/8"	30-25.5□SB 36-25.5□SB 42-25.5□SB	\$752 \$757 \$799	+\$76 +\$77 +\$81		63"	65 7/8"	30-63□SB 36-63□SB 42-63□SB	\$970 \$1098 \$1224	+\$98 +\$111 +\$123
	37 1/2"	40 3/8"	30-37.5□SB 36-37.5□SB 42-37.5□SB	\$825 \$876 \$963	+\$84 +\$89 +\$97		67 1/2"	70 3/8"	30-67.5□SB 36-67.5□SB 42-67.5□SB	\$1039 \$1176 \$1305	+\$105 +\$118 +\$131
	49 1/2"	52 3/8"	30-49.5□SB 36-49.5□SB 42-49.5□SB	\$892 \$1017 \$1134	+\$90 +\$103 +\$114		73 1/2"	76 3/8"	30-73.5□SB 36-73.5□SB 42-73.5□SB	\$1140 \$1293 \$1429	+\$115 +\$130 +\$144
	61 1/2"	64 3/8"	30-61.5□SB 36-61.5□SB 42-61.5□SB	\$949 \$1070 \$1200	+\$96 +\$108 +\$121		76 1/2"	79 3/8"	30-76.5□SB 36-76.5□SB	\$1216 \$1363	+\$122 +\$138

How to order

- Specify basic cabinet product number followed by drawer and shelf interiors with their accessories (see Accessories section) in order from TOP to BOTTOM, indicating which interior is in the top position. Interiors may be specified in almost any combination to make up the TOTAL INTERIOR HEIGHT.
- Specify finish color

Product code key example

10.5FF□-36HF

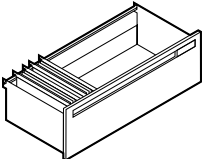
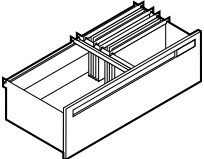
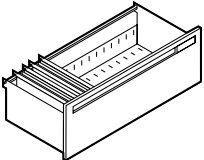
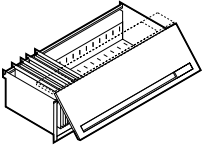
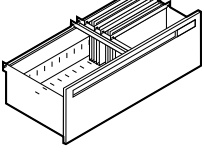
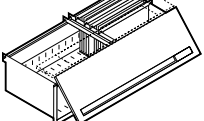
- 10.5** module height
FF fixed front drawer
LU/PS lift-up w/pullout shelf
 □ **(Leave Blank)** - Storage Centers
E - 9900 Series
R - Radius Series
- 36** width
HF hangfile bar
HFSR hangfile bars w/sliding rails

General information

The following cabinet interiors contain all necessary accessories to accommodate the media shown.

Finishes

Refer to Finishes section for color options. Drawer bodies and accessories are finished in Eco Black.

Description	Part number	Exterior height	Width	Weight (lbs)	Storage centers/ 9900 series/ Neutral paint	Radius series/ Neutral paint	Accent paint
 <p>10.5" fixed front pullout drawer with 1 pair hangfile bars for filing side-to-side. Note: Not to be used for bottom filing.</p>	10.5FF□-30HF	10.5"	30"	16	\$258	\$330	+\$27
	10.5FF□-36HF	10.5"	36"	20	\$288	\$366	+\$30
	10.5FF□-42HF	10.5"	42"	24	\$319	\$422	+\$33
 <p>10.5" fixed front pullout drawer with 1 pair hangfile bars and 2 sliding rails for filing front-to-back. Note: Not to be used for bottom filing.</p>	10.5FF □-30HFSR	10.5"	30"	17	\$282	\$354	+\$28
	10.5FF □-36HFSR	10.5"	36"	21	\$312	\$390	+\$31
	10.5FF □-42HFSR	10.5"	42"	25	\$343	\$446	+\$34
 <p>12" fixed front pullout drawer with 1 pair hangfile bars for filing side-to-side</p>	12FF□-30HF	12"	30"	17	\$258	\$330	+\$27
	12FF□-36HF	12"	36"	21	\$288	\$366	+\$30
	12FF□-42HF	12"	42"	25	\$319	\$422	+\$33
 <p>12" lift-up door with pullout shelf and 1 pair hangfile bars for filing side-to-side</p>	12LU□/PS-30HF	12"	30"	22	\$258	\$330	+\$27
	12LU□/PS-36HF	12"	36"	27	\$288	\$366	+\$30
	12LU□/PS-42HF	12"	42"	33	\$319	\$422	+\$33
 <p>12" fixed front pullout drawer with 1 pair hangfile bars and 2 sliding rails for filing front-to-back</p>	12FF□-30HFSR	12"	30"	18	\$282	\$354	+\$28
	12FF□-36HFSR	12"	36"	22	\$312	\$390	+\$31
	12FF□-42HFSR	12"	42"	26	\$343	\$446	+\$34
 <p>12" lift-up door with pullout shelf 1 pair hangfile bars and 2 sliding rails for filing front-to-back</p>	12LU□/PS-30HFSR	12"	30"	23	\$282	\$354	+\$28
	12LU□/PS-36HFSR	12"	36"	28	\$312	\$390	+\$31
	12LU□/PS-42HFSR	12"	42"	34	\$343	\$446	+\$34

Laterals

Build-Ups

Cabinet Interiors

Interior Drawers with Accessories

How to order

- Specify basic cabinet product number followed by drawer and shelf interiors with their accessories (see Accessories section) in order from TOP to BOTTOM, indicating which interior is in the top position. Interiors may be specified in almost any combination to make up the TOTAL INTERIOR HEIGHT.
- Specify finish color

Product code key example

12LU□/FS-36DV

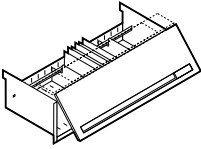
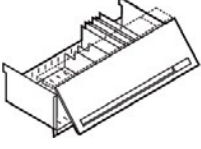
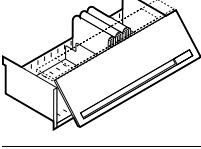
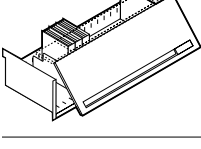
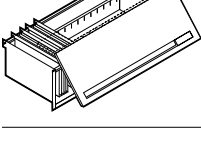
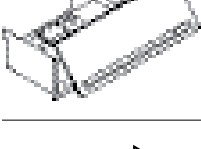
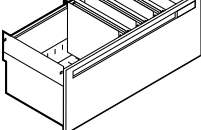
12	module height
LU/PS	lift-up w/pullout shelf
LU/FS	lift-up w/fixed shelf
□	(Leave Blank) - Storage Centers E - 9900 Series R - Radius Series
36	width
DV	plate dividers
LDV	legal/letter adapter w/plate dividers

General information

The following cabinet interiors contain all necessary accessories to accommodate the media shown.

Finishes

Refer to Finishes section for color options. Drawer bodies and accessories are finished in Eco Black.

Description	Part number	Exterior height	Width	Weight (lbs)	Storage centers/ 9900 series/ Neutral paint	Radius series/ Neutral paint	Accent paint	
	letter depth 12" lift-up door with fixed shelf, legal to letter adapter and 3 plate dividers	12LU□/FS-30LDV	12"	30"	23	\$284	\$316	+\$29
		12LU□/FS-36LDV	12"	36"	27	\$307	\$363	+\$31
		12LU□/FS-42LDV	12"	42"	33	\$341	\$392	+\$35
	legal depth 12" lift-up door with fixed shelf and 3 plate dividers	12LU□/FS-30DV	12"	30"	23	\$263	\$295	+\$27
		12LU□/FS-36DV	12"	36"	27	\$286	\$342	+\$29
		12LU□/FS-42DV	12"	42"	33	\$320	\$371	+\$33
	12" lift-up door with pullout shelf and 3 plate dividers	12LU□/PS-30DV	12"	30"	23	\$272	\$344	+\$28
		12LU□/PS-36DV	12"	36"	27	\$302	\$380	+\$31
		12LU□/PS-42DV	12"	42"	33	\$333	\$436	+\$34
	13.5" lift-up door with fixed shelf and 3 plate dividers	13.5LU□/FS-30DV	13.5"	30"	24	\$272	\$351	+\$28
		13.5LU□/FS-36DV	13.5"	36"	28	\$308	\$393	+\$32
		13.5LU□/FS-42DV	13.5"	42"	34	\$350	\$417	+\$36
	13.5" lift-up drawer with pull-out shelf and 1 pair of hang-file bars for side-to-side filing	13.5LU□/PS-30HF	13.5"	30"	23	\$292	\$374	+\$30
		13.5LU□/PS-36HF	13.5"	36"	28	\$330	\$421	+\$34
		13.5LU□/PS-42HF	13.5"	42"	33	\$362	\$455	+\$37
	13.5" lift-up door with pullout shelf and 3 plate dividers	13.5LU□/PS-30DV	13.5"	30"	24	\$306	\$388	+\$31
		13.5LU□/PS-36DV	13.5"	36"	28	\$344	\$435	+\$35
		13.5LU□/PS-42DV	13.5"	42"	33	\$376	\$469	+\$38
	13.5" fixed front drawer with EDP kit for filing side-to-side	13.5FF□-30EDP	13.5"	30"	21	\$324	\$406	+\$33
		13.5FF□-36EDP	13.5"	36"	25	\$362	\$453	+\$37
		13.5FF□-42EDP	13.5"	42"	30	\$394	\$487	+\$40

How to order

- Specify basic cabinet product number followed by drawer and shelf interiors with their accessories (see Accessories section) in order from TOP to BOTTOM, indicating which interior is in the top position. Interiors may be specified in almost any combination to make up the TOTAL INTERIOR HEIGHT.
- Specify finish color

Product code key example

12FF□-36EDPSR

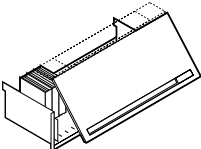
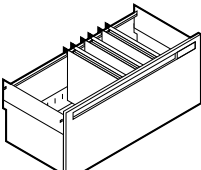
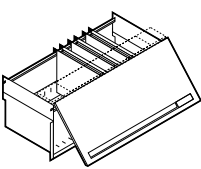
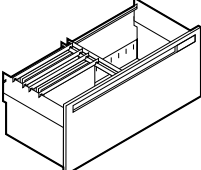
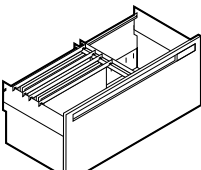
- 12** module height
FF fixed front drawer
 □ **(Leave Blank)** - Storage Centers
E - 9900 Series
R - Radius Series
36 width
EDPSR EDP kit w/sliding rails
TS tape seal center hang bar

General information

The following cabinet interiors contain all necessary accessories to accommodate the media shown.

Finishes

Refer to Finishes section for color options. Drawer bodies and accessories are finished in Eco Black.

Description	Part number	Exterior height	Width	Weight (lbs)	Storage centers/ 9900 series/ Neutral paint	Radius series/ Neutral paint	Accent paint
 <p>15" lift-up door with fixed shelf and 3 plate dividers</p>	15LU□/FS-30DV	15"	30"	25	\$272	\$351	+\$28
	15LU□/FS-36DV	15"	36"	29	\$308	\$393	+\$32
	15LU□/FS-42DV	15"	42"	35	\$350	\$417	+\$36
 <p>15" fixed front drawer with EDP kit for filing side-to-side</p>	15FF□-30EDP	15"	30"	22	\$324	\$406	+\$33
	15FF□-36EDP	15"	36"	25	\$362	\$453	+\$37
	15FF□-42EDP	15"	42"	30	\$394	\$487	+\$40
 <p>15" lift-up door with pullout shelf and EDP kit for filing side-to-side</p>	15LU□/PS-30EDP	15"	30"	27	\$324	\$406	+\$33
	15LU□/PS-36EDP	15"	36"	31	\$362	\$453	+\$37
	15LU□/PS-42EDP	15"	42"	36	\$394	\$487	+\$40
 <p>15" fixed front drawer with EDP kit and sliding rails (2 in 30" - 3 in 36" and 42"w) for front-to-back filing</p>	15FF□-30EDPSR	15"	30"	23	\$348	\$430	+\$34
	15FF□-36EDPSR	15"	36"	26	\$398	\$489	+\$38
	15FF□-42EDPSR	15"	42"	32	\$430	\$523	+\$41
 <p>16.5" fixed front drawer with X-ray EDP Kit and sliding rails (1 in 30" and 36", 2 in 42") for front-to-back filing</p>	16.5FF□-30XRAY	16.5"	30"	19	\$377	\$466	+\$38
	16.5FF□-36XRAY	16.5"	36"	23	\$405	\$505	+\$41
	16.5FF□-42XRAY	16.5"	42"	30	\$457	\$560	+\$46

Laterals

Build-Ups

Cabinet Interiors

Hinged Door Cabinet Inserts with Accessories

How to order

1. Specify basic cabinet product number followed by drawer and shelf interiors with their accessories (see Accessories section) in order from TOP to BOTTOM, indicating which interior is in the top position. Interiors may be specified in almost any combination to make up the TOTAL INTERIOR HEIGHT.
2. Specify finish color

Product code key example

24HD□/SH-36DV

24 module height
HD hinged door
 □ **(Leave Blank)** - Storage Centers
E - 9900 Series
R - Radius Series
SH shelf
36 width
DV plate dividers

then the heights noted in the descriptions.

Lock option

Hinged door inserts come standard with lock. If lock is not required add suffix '/NL' after product number. Deduct \$48 list.

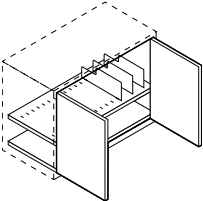
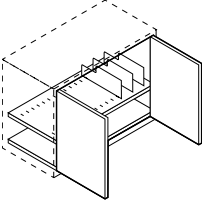
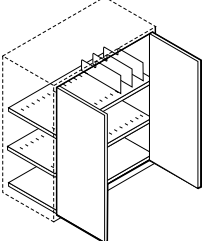
Finishes

Refer to Finishes section for color options. Drawer bodies and accessories are finished in Eco Black.

General information

The following cabinet interiors contain all necessary accessories to accommodate the media shown.

A hinged door insert includes a bottom shelf. This means that the insert door height and usable interior space is actually 1 1/2" less

Description	Part number	Exterior height	Width	Weight (lbs)	Storage centers/ 9900 series/ Neutral paint	Radius series/ Neutral paint	Accent paint
 <p>24" hinged door cupboard insert with 1 adjustable slotted shelf and 3 plate dividers. Bottom shelf is standard with slots. Must be specified in the top opening.</p>	24HD□/SH-30DV	24"	30"	36	\$564	\$676	+\$57
	24HD□/SH-36DV	24"	36"	50	\$599	\$741	+\$60
	24HD□/SH-42DV	24"	42"	64	\$682	\$828	+\$69
 <p>27" hinged door cupboard insert with 1 adjustable slotted shelf and 3 plate dividers. Bottom shelf is standard with slots. Must be specified in the top opening.</p>	27HD□/SH-30DV	27"	30"	38	\$564	\$676	+\$57
	27HD□/SH-36DV	27"	36"	52	\$599	\$741	+\$60
	27HD□/SH-42DV	27"	42"	62	\$682	\$828	+\$69
 <p>39" hinged door cupboard insert with 2 adjustable slotted shelf and 3 plate dividers. Will accommodate 3 rows of standard binders. Bottom shelf is standard with slots. Must be specified in the top opening.</p>	39HD□/SH-30DV	39"	30"	52	\$621	\$719	+\$62
	39HD□/SH-36DV	39"	36"	78	\$656	\$776	+\$66
	39HD□/SH-42DV	39"	42"	93	\$735	\$857	+\$75

How to order

- Specify basic cabinet product number followed by drawer and shelf interiors with their accessories (see Accessories section) in order from TOP to BOTTOM, indicating which interior is in the top position. Interiors may be specified in almost any combination to make up the TOTAL INTERIOR HEIGHT.
- Specify finish color

Product code key example

7.5FF□-36

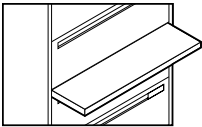

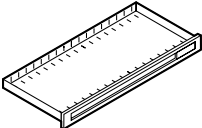
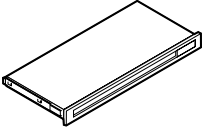
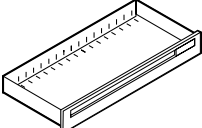
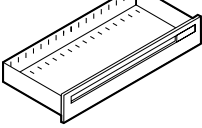
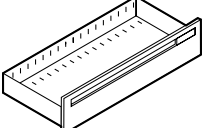
- 7.5** module height
FF fixed front drawer
 □ **(Leave Blank)** - Storage Centers
E - 9900 Series
R - Radius Series
36 width

General information

Drawers and shelf interiors on these pages do not include accessories. For drawers with accessories see complete media modules preceding this section. See Lateral File Accessories section for accessories.

Finishes

Refer to Finishes section for color options. Drawer bodies and accessories are finished in Eco Black.

Description	Part number	Exterior height	Width	Weight (lbs)	Storage centers/ 9900 series/ Neutral paint	Radius series/ Neutral paint	Accent paint
 <p>1.5" Opening Interiors 1.5" reference shelf (can replace tie bar in units designated with tie bar) Cannot be positioned in top opening, or below hinged door inserts</p>	RF-30	1.5"	30"	8	\$120	\$120	+\$13
	RF-36	1.5"	36"	10	\$122	\$122	+\$13
	RF-42	1.5"	42"	12	\$125	\$125	+\$14
 <p>1.5" filler panel Cannot be positioned above or below a reference shelf.</p>	1.5F-30	1.5"	30"	1	\$55	—	+\$7
	1.5F-36	1.5"	36"	1	\$59	—	+\$7
	1.5F-42	1.5"	42"	1	\$61	—	+\$7
 <p>3" Opening Interiors 3" fixed front drawer Note: 3" drawer, when located immediately above a case bottom, tie bar or reference shelf cannot be locked.</p>	3FF□-30	3"	30"	10	\$186	\$248	+\$20
	3FF□-36	3"	36"	12	\$196	\$277	+\$21
	3FF□-42	3"	42"	14	\$198	\$294	+\$21
 <p>3" fixed front drawer with laminate shelf Note: 3" drawer, when located immediately above a case bottom, tie bar or reference shelf cannot be locked.</p>	3FF□/PL-30	3"	30"	26	\$376	\$477	+\$38
	3FF□/PL-36	3"	36"	32	\$390	\$504	+\$40
	3FF□/PL-42	3"	42"	39	\$432	\$540	+\$44
 <p>4.5" Opening Interiors 4.5" fixed front drawer</p>	4.5FF□-30	4.5"	30"	10	\$186	\$248	+\$20
	4.5FF□-36	4.5"	36"	12	\$196	\$277	+\$21
	4.5FF□-42	4.5"	42"	14	\$198	\$294	+\$21
 <p>6" Opening Interiors 6" fixed front drawer. Optional drawer filler is recommended. See Lateral Accessories.</p>	6FF□-30	6"	30"	12	\$196	\$261	+\$21
	6FF□-36	6"	36"	16	\$220	\$292	+\$23
	6FF□-42	6"	42"	17	\$244	\$309	+\$25
 <p>7.5" Opening Interiors 7.5" fixed front drawer. Optional drawer filler is recommended. See Lateral Accessories.</p>	7.5FF□-30	7.5"	30"	13	\$218	\$281	+\$23
	7.5FF□-36	7.5"	36"	17	\$242	\$316	+\$25
	7.5FF□-42	7.5"	42"	18	\$270	\$360	+\$28

Laterals

Build-Ups

Cabinet Interiors

Drawer and Shelf Interiors

How to order

- Specify basic cabinet product number followed by drawer and shelf interiors with their accessories (see Accessories section) in order from TOP to BOTTOM, indicating which interior is in the top position. Interiors may be specified in almost any combination to make up the TOTAL INTERIOR HEIGHT.
- Specify finish color

Product code key example

9FF□-36

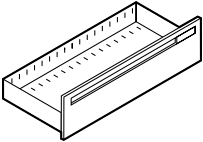
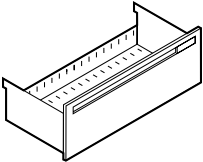
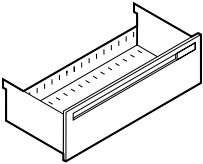
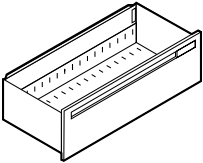
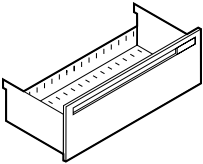
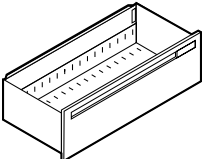
- 9** module height
FF fixed front drawer
 □ **(Leave Blank)** - Storage Centers
E - 9900 Series
R - Radius Series
36 width

General information

Drawers and shelf interiors on these pages do not include accessories. For drawers with accessories see complete media modules preceding this section. See Lateral File Accessories section for accessories.

Finishes

Refer to Finishes section for color options. Drawer bodies and accessories are finished in Eco Black.

Description	Part number	Exterior height	Width	Weight (lbs)	Storage centers/ 9900 series/ Neutral paint	Radius series/ Neutral paint	Accent paint
 9" Opening Interiors 9" fixed front drawer	9FF□-30	9"	30"	14	\$218	\$281	+\$23
	9FF□-36	9"	36"	17	\$242	\$316	+\$25
	9FF□-42	9"	42"	19	\$270	\$360	+\$28
 10.5" Opening Interiors 10.5" fixed front drawer	10.5FF□-30	10.5"	30"	14	\$221	\$293	+\$23
	10.5FF□-36	10.5"	36"	17	\$251	\$329	+\$26
	10.5FF□-42	10.5"	42"	19	\$282	\$385	+\$29
 10.5" Opening Interiors 10.5" fixed front drawer to accommodate non- suspended filing. Note: Not to be used with hangfile bars.	10.5FF□-30BF	10.5"	30"	14	\$221	\$293	+\$23
	10.5FF□-36BF	10.5"	36"	17	\$251	\$329	+\$26
	10.5FF□-42BF	10.5"	42"	20	\$282	\$385	+\$29
 10.5" slotted bottom fixed front drawer with raised back. Note: Not to be used with hangfile bars.	10.5FF□-30BFRB	10.5"	30"	14	\$240	\$310	+\$25
	10.5FF□-36BFRB	10.5"	36"	17	\$272	\$350	+\$28
	10.5FF□-42BFRB	10.5"	42"	20	\$304	\$408	+\$31
 12" Opening Interiors 12" fixed front drawer	12FF□-30	12"	30"	15	\$221	\$293	+\$23
	12FF□-36	12"	36"	18	\$251	\$329	+\$26
	12FF□-42	12"	42"	21	\$282	\$385	+\$29
 12" fixed front drawer with raised back	12FF□-30RB	12"	30"	15	\$240	\$310	+\$25
	12FF□-36RB	12"	36"	18	\$272	\$350	+\$28
	12FF□-42RB	12"	42"	21	\$304	\$408	+\$31

How to order

- Specify basic cabinet product number followed by drawer and shelf interiors with their accessories (see Accessories section) in order from TOP to BOTTOM, indicating which interior is in the top position. Interiors may be specified in almost any combination to make up the TOTAL INTERIOR HEIGHT.
- Specify finish color

Product code key example

12LU□/FS-36

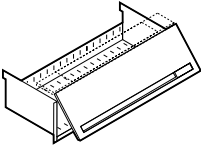
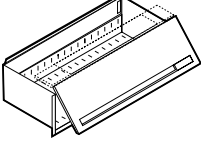
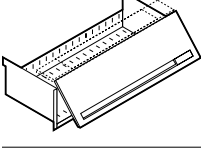
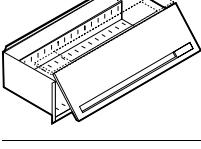
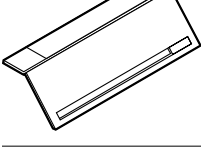
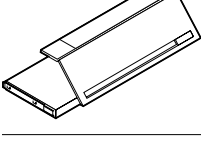
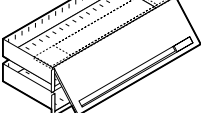
- 12** module height
LU lift-up
 □ **(Leave Blank)** - Storage Centers
E - 9900 Series
R - Radius Series
FS fixed shelf
36 width

General information

Drawers and shelf interiors on these pages do not include accessories. For drawers with accessories see complete media modules preceding this section. See Lateral File Accessories section for accessories.

Finishes

Refer to Finishes section for color options. Drawer bodies and accessories are finished in Eco Black.

Description	Part number	Exterior height	Width	Weight (lbs)	Storage centers/ 9900 series/ Neutral paint	Radius series/ Neutral paint	Accent paint
	12LU□/PS-30	12"	30"	20	\$221	\$293	+\$23
	12LU□/PS-36	12"	36"	24	\$251	\$329	+\$26
	12LU□/PS-42	12"	42"	29	\$282	\$385	+\$29
	12LU□/PS-30RB	12"	30"	20	\$240	\$310	+\$25
	12LU□/PS-36RB	12"	36"	24	\$272	\$350	+\$28
	12LU□/PS-42RB	12"	42"	29	\$304	\$408	+\$31
	12LU□/FS-30	12"	30"	19	\$212	\$244	+\$22
	12LU□/FS-36	12"	36"	22	\$235	\$291	+\$25
	12LU□/FS-42	12"	42"	27	\$269	\$320	+\$28
	12LU□/FS-30RB	12"	30"	19	\$229	\$264	+\$24
	12LU□/FS-36RB	12"	36"	22	\$255	\$309	+\$27
	12LU□/FS-42RB	12"	42"	27	\$292	\$342	+\$30
	12LU□-30	12"	30"	11	\$107	\$143	+\$12
	12LU□-36	12"	36"	14	\$125	\$157	+\$14
	12LU□-42	12"	42"	17	\$142	\$171	+\$15
	12LU□/PL-30	12"	30"	35	\$483	\$518	+\$49
	12LU□/PL-36	12"	36"	44	\$531	\$571	+\$54
	12LU□/PL-42	12"	42"	52	\$581	\$616	+\$59
	12LU□/66PS-30	12"	30"	22	\$374	\$409	+\$38
	12LU□/66PS-36	12"	36"	27	\$405	\$447	+\$41
	12LU□/66PS-42	12"	42"	33	\$444	\$478	+\$45

Laterals

Build-Ups

Cabinet Interiors

Drawer and Shelf Interiors

How to order

- Specify basic cabinet product number followed by drawer and shelf interiors with their accessories (see Accessories section) in order from TOP to BOTTOM, indicating which interior is in the top position. Interiors may be specified in almost any combination to make up the TOTAL INTERIOR HEIGHT.
- Specify finish color

Product code key example

13.5FF□-30RB

13.5 module height
FF fixed front

□ **(Leave Blank)** - Storage Centers
E - 9900 Series
R - Radius Series

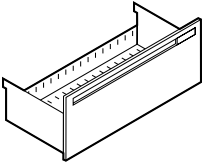
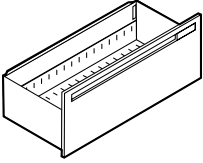
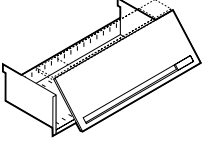
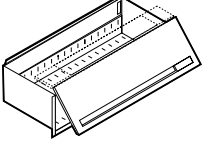
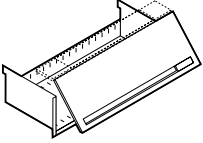
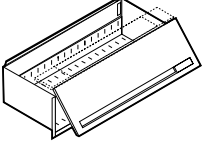
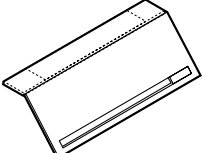
36 width
RB raised back

General information

Drawers and shelf interiors on these pages do not include accessories. For drawers with accessories see complete media modules preceding this section. See Lateral File Accessories section for accessories.

Finishes

Refer to Finishes section for color options. Drawer bodies and accessories are finished in Eco Black.

Description	Part number	Exterior height	Width	Weight (lbs)	Storage centers/ 9900 series/ Neutral paint	Radius series/ Neutral paint	Accent paint	
	13.5" Opening Interiors	13.5FF□-30	13.5"	30"	16	\$255	\$337	+\$27
	13.5" fixed front drawer	13.5FF□-36	13.5"	36"	19	\$293	\$384	+\$30
		13.5FF□-42	13.5"	42"	22	\$325	\$418	+\$33
	13.5" fixed front drawer with raised back	13.5FF□-30RB	13.5"	30"	16	\$275	\$357	+\$28
		13.5FF□-36RB	13.5"	36"	19	\$311	\$405	+\$32
		13.5FF□-42RB	13.5"	42"	22	\$347	\$440	+\$36
	13.5" lift-up door with pullout shelf	13.5LU□/PS-30	13.5"	30"	21	\$255	\$337	+\$27
		13.5LU□/PS-36	13.5"	36"	25	\$293	\$384	+\$30
		13.5LU□/PS-42	13.5"	42"	29	\$325	\$418	+\$33
	13.5" lift-up door with pullout shelf with raised back	13.5LU□/PS-30RB	13.5"	30"	21	\$275	\$357	+\$28
		13.5LU□/PS-36RB	13.5"	36"	25	\$311	\$405	+\$32
		13.5LU□/PS-42RB	13.5"	42"	29	\$347	\$440	+\$36
	13.5" lift-up door with fixed shelf	13.5LU□/FS-30	13.5"	30"	20	\$221	\$300	+\$23
		13.5LU□/FS-36	13.5"	36"	23	\$257	\$342	+\$27
		13.5LU□/FS-42	13.5"	42"	27	\$299	\$366	+\$31
	13.5" lift-up door with fixed shelf with raised back	13.5LU□/FS-30RB	13.5"	30"	20	\$240	\$319	+\$25
		13.5LU□/FS-36RB	13.5"	36"	23	\$278	\$362	+\$29
		13.5LU□/FS-42RB	13.5"	42"	27	\$320	\$387	+\$33
	13.5" lift-up door	13.5LU□-30	13.5"	30"	12	\$140	\$180	+\$15
		13.5LU□-36	13.5"	36"	15	\$171	\$194	+\$18
		13.5LU□-42	13.5"	42"	18	\$191	\$217	+\$20

How to order

- Specify basic cabinet product number followed by drawer and shelf interiors with their accessories (see Accessories section) in order from TOP to BOTTOM, indicating which interior is in the top position. Interiors may be specified in almost any combination to make up the TOTAL INTERIOR HEIGHT.
- Specify finish color

Product code key example

15LU□/PS-36

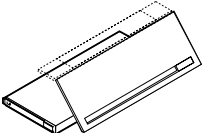
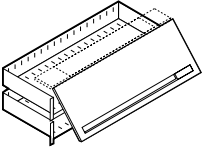
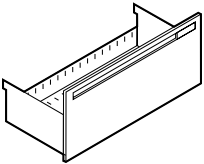
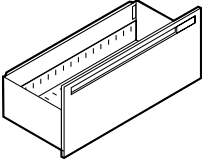
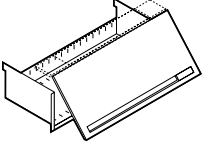
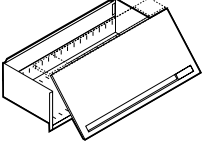
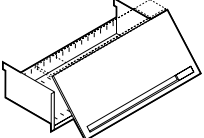
- 15** module height
LU lift-up
 □ **(Leave Blank)** - Storage Centers
E - 9900 Series
R - Radius Series
PS pull out shelf
36 width

General information

Drawers and shelf interiors on these pages do not include accessories. For drawers with accessories see complete media modules preceding this section. See Lateral File Accessories section for accessories.

Finishes

Refer to Finishes section for color options. Drawer bodies and accessories are finished in Eco Black.

Description	Part number	Exterior height	Width	Weight (lbs)	Storage centers/ 9900 series/ Neutral paint	Radius series/ Neutral paint	Accent paint
	13.5LU□/PL-30	13.5"	30"	36	\$483	\$557	+\$49
	13.5LU□/PL-36	13.5"	36"	45	\$531	\$615	+\$54
	13.5LU□/PL-42	13.5"	42"	54	\$581	\$668	+\$59
	13.5LU□/66PS-30	13.5"	30"	23	\$405	\$439	+\$41
	13.5LU□/66PS-36	13.5"	36"	28	\$439	\$473	+\$45
	13.5LU□/66PS-42	13.5"	42"	33	\$483	\$497	+\$49
	15FF□-30	15"	30"	16	\$255	\$337	+\$27
	15FF□-36	15"	36"	19	\$293	\$384	+\$30
	15FF□-42	15"	42"	23	\$325	\$418	+\$33
	15FF□-30RB	15"	30"	16	\$275	\$357	+\$28
	15FF□-36RB	15"	36"	19	\$311	\$405	+\$32
	15FF□-42RB	15"	42"	23	\$347	\$440	+\$36
	15LU□/PS-30	15"	30"	21	\$255	\$337	+\$27
	15LU□/PS-36	15"	42"	29	\$293	\$384	+\$30
	15LU□/PS-42	15"	42"	29	\$325	\$418	+\$33
	15LU□/PS-30RB	15"	30"	21	\$275	\$357	+\$28
	15LU□/PS-36RB	15"	36"	25	\$311	\$405	+\$32
	15LU□/PS-42RB	15"	42"	29	\$347	\$440	+\$36
	15LU□/FS-30	15"	30"	20	\$221	\$300	+\$23
	15LU□/FS-36	15"	36"	23	\$257	\$342	+\$27
	15LU□/FS-42	15"	42"	27	\$299	\$366	+\$31

Laterals

Build-Ups

Cabinet Interiors

Drawer and Shelf Interiors

How to order

1. Specify basic cabinet product number followed by drawer and shelf interiors with their accessories (see Accessories section) in order from TOP to BOTTOM, indicating which interior is in the top position. Interiors may be specified in almost any combination to make up the TOTAL INTERIOR HEIGHT.
2. Specify finish color

Product code key example

15LU□/PL-36

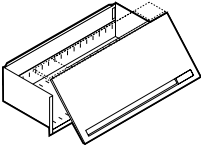

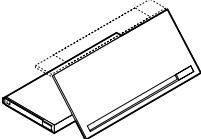
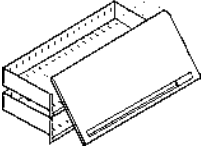
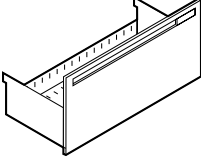
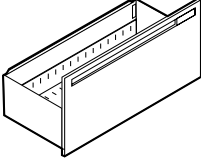
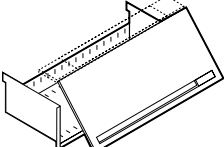
- 15** module height
LU lift-up
 □ **(Leave Blank)** - Storage Centers
E - 9900 Series
R - Radius Series
PL plastic laminate pull out shelf
36 width

General information

Drawers and shelf interiors on these pages do not include accessories. For drawers with accessories see complete media modules preceding this section. See Lateral File Accessories section for accessories.

Finishes

Refer to Finishes section for color options. Drawer bodies and accessories are finished in Eco Black.

Description	Part number	Exterior height	Width	Weight (lbs)	Storage centers/ 9900 series/ Neutral paint	Radius series/ Neutral paint	Accent paint
	15LU□/FS-30RB	15"	30"	20	\$240	\$319	+\$25
	15LU□/FS-36RB	15"	36"	23	\$278	\$362	+\$29
	15LU□/FS-42RB	15"	42"	27	\$320	\$387	+\$33
	15LU□-30	15"	30"	12	\$140	\$180	+\$15
	15LU□-36	15"	36"	15	\$171	\$194	+\$18
	15LU□-42	15"	42"	19	\$191	\$217	+\$20
	15LU□/PL-30	15"	30"	36	\$483	\$557	+\$49
	15LU□/PL-36	15"	36"	45	\$531	\$615	+\$54
	15LU□/PL-42	15"	42"	54	\$581	\$668	+\$59
	15LU□/96PS-30	15"	30"	23	\$405	\$439	+\$41
	15LU□/96PS-36	15"	36"	28	\$439	\$473	+\$45
	15LU□/96PS-42	15"	42"	33	\$483	\$497	+\$49
	16.5FF□-30	16.5"	30"	17	\$300	\$389	+\$31
	16.5FF□-36	16.5"	36"	20	\$328	\$428	+\$34
	16.5FF□-42	16.5"	42"	24	\$380	\$483	+\$39
	16.5FF□-30RB	16.5"	30"	17	\$319	\$410	+\$33
	16.5FF□-36RB	16.5"	36"	20	\$349	\$448	+\$36
	16.5FF□-42RB	16.5"	42"	24	\$402	\$503	+\$41
	16.5LU□/PS-30	16.5"	30"	22	\$300	\$389	+\$31
	16.5LU□/PS-36	16.5"	36"	26	\$328	\$428	+\$34
	16.5LU□/PS-42	16.5"	42"	30	\$380	\$483	+\$39

How to order

- Specify basic cabinet product number followed by drawer and shelf interiors with their accessories (see Accessories section) in order from TOP to BOTTOM, indicating which interior is in the top position. Interiors may be specified in almost any combination to make up the TOTAL INTERIOR HEIGHT.
- Specify finish color

Product code key example

16.5LU□/PL-36

16.5 module height
LU lift-up

□ **(Leave Blank)** - Storage Centers
E - 9900 Series
R - Radius Series

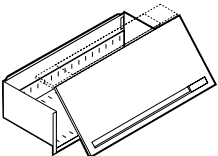
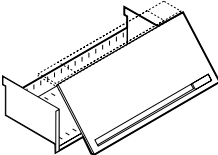
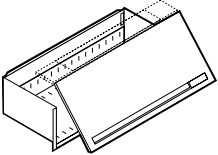

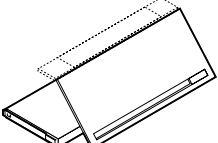
PL plastic laminate pull out shelf
36 width

General information

Drawers and shelf interiors on these pages do not include accessories. For drawers with accessories see complete media modules preceding this section. See Lateral File Accessories section for accessories.

Finishes

Refer to Finishes section for color options. Drawer bodies and accessories are finished in Eco Black.

Description	Part number	Exterior height	Width	Weight (lbs)	Storage centers/ 9900 series/ Neutral paint	Radius series/ Neutral paint	Accent paint
 16.5" lift-up door with pullout shelf with raised back	16.5LU□/PS-30RB	16.5"	30"	22	\$319	\$410	+\$33
	16.5LU□/PS-36RB	16.5"	36"	26	\$349	\$448	+\$36
	16.5LU□/PS-42RB	16.5"	42"	30	\$402	\$503	+\$41
 16.5" lift-up door with fixed shelf	16.5LU□/FS-30	16.5"	30"	21	\$270	\$349	+\$28
	16.5LU□/FS-36	16.5"	36"	24	\$294	\$376	+\$30
	16.5LU□/FS-42	16.5"	42"	28	\$340	\$406	+\$35
 16.5" lift-up door with fixed shelf with raised back	16.5LU□/FS-30RB	16.5"	30"	21	\$290	\$368	+\$30
	16.5LU□/FS-36RB	16.5"	36"	24	\$313	\$395	+\$32
	16.5LU□/FS-42RB	16.5"	42"	28	\$362	\$428	+\$37
 16.5" lift-up door	16.5LU□-30	16.5"	30"	13	\$198	\$242	+\$21
	16.5LU□-36	16.5"	36"	16	\$223	\$266	+\$23
	16.5LU□-42	16.5"	42"	20	\$272	\$310	+\$28
 16.5" lift-up door with plastic laminate pullout shelf	16.5LU□/PL-30	16.5"	30"	37	\$544	\$616	+\$55
	16.5LU□/PL-36	16.5"	36"	46	\$608	\$686	+\$61
	16.5LU□/PL-42	16.5"	42"	55	\$684	\$766	+\$70

Laterals

Build-Ups

Cabinet Interiors

Hinged Door Cabinet Inserts

How to order

- Specify basic cabinet product number followed by drawer and shelf interiors with their accessories (see Accessories section) in order from TOP to BOTTOM, indicating which interior is in the top position. Interiors may be specified in almost any combination to make up the TOTAL INTERIOR HEIGHT.
- Specify finish color

Product code key example

24HD□/SH-36

24 module height
HD hinged door

□ **(Leave Blank)** - Storage Centers
E - 9900 Series
R - Radius Series

SH shelf
36 width

A hinged door insert includes a bottom shelf. This means that the insert door height and usable interior space is actually 1 ½" less than the heights noted in the descriptions.

Lock option

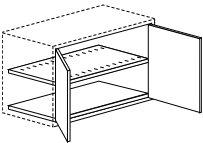
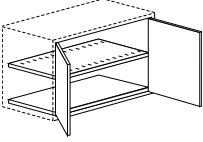
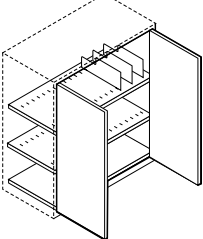
Hinged door inserts come standard with lock. If lock is not required add suffix 'N/L' after product number. Deduct \$48 list.

General information

Drawers and shelf interiors on these pages do not include accessories. For drawers with accessories see complete media modules preceding this section. See Lateral File Accessories section for accessories.

Finishes

Refer to Finishes section for color options. Drawer bodies and accessories are finished in Eco Black.

Description	Part number	Exterior height	Width	Weight (lbs)	Storage centers/ 9900 series/ Neutral paint	Radius series/ Neutral paint	Accent paint
 <p>24" hinged door cupboard insert with 1 adjustable slotted shelf. Shelf dividers are not included. Bottom shelf is standard with slots. Must be specified in the top opening.</p>	24HD□/SH-30	24"	30"	36	\$513	\$625	+\$52
	24HD□/SH-36	24"	36"	50	\$548	\$690	+\$55
	24HD□/SH-42	24"	42"	64	\$631	\$777	+\$64
 <p>27" hinged door cupboard insert with 1 adjustable slotted shelf. Shelf dividers are not included. Bottom shelf is standard with slots. Must be specified in the top opening.</p>	27HD□/SH-30	27"	30"	38	\$513	\$625	+\$52
	27HD□/SH-36	27"	36"	52	\$548	\$690	+\$55
	27HD□/SH-42	27"	42"	62	\$631	\$777	+\$64
 <p>39" hinged door cupboard insert with 2 adjustable slotted shelf. Shelf dividers are not included. Will accommodate 3 rows of standard binders. Bottom shelf is standard with slots. Must be specified in the top opening.</p>	39HD□/SH-30	39"	30"	52	\$570	\$668	+\$58
	39HD□/SH-36	39"	36"	78	\$605	\$725	+\$61
	39HD□/SH-42	39"	42"	93	\$684	\$806	+\$70

How to order

- Specify basic cabinet product number followed by drawer and shelf interiors with their accessories (see Accessories section) in order from TOP to BOTTOM, indicating which interior is in the top position. Interiors may be specified in almost any combination to make up the TOTAL INTERIOR HEIGHT.
- Specify finish color

Product code key example

24SS-36

24 module height
SS SuperStor™ insert
36 width

A hinged door insert includes a bottom shelf. This means that the insert door height and usable interior space is actually 1 ½" less than the heights noted in the descriptions.

Lock option

SuperStor™ inserts with hinged doors come standard with lock. If lock is not required add suffix '/NL' after product number. Deduct \$48 list.

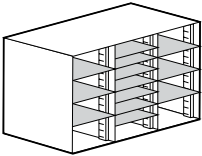
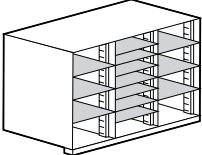
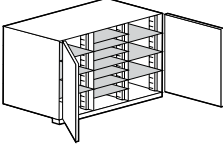
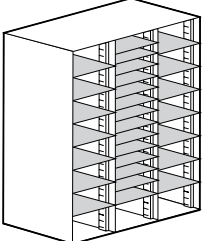
Note: Locks cannot be field installed on hinged door cabinets.

General information

SuperStor™ inserts are designed exclusively to fit inside 36" wide cabinets. SuperStor™ inserts are built with a horizontal support at the base of the unit which functions as a tie bar. Depending on the components specified for the cabinet interior an additional tie bar need not be specified if the specified components fill the cabinet interior. SuperStor™ tray fronts angle downwards ½" to permit labeling. **SuperStor™ trays are sold separately.**

Finishes

Refer to Finishes section for color options. Drawer bodies and accessories are finished in Eco Black.

Description	Part number	Exterior height	Width	Weight (lbs)	Storage centers/ 9900 series/ Neutral paint	Radius series/ Neutral paint	Accent paint
 <p>This SuperStor™ insert is designed exclusively to fit inside a cabinet with an interior height of 24". Insert contains 3 vertical compartments each with 22 slots at 1" increments. Order trays separately.</p>	24SS-36	24"	36"	55	\$471	\$471	+\$48
 <p>25.5" Opening Interior 25.5" SuperStor™ insert with or without hinged doors, contains 3 vertical compartments each with 22 slots at 1" increments. May be installed in cabinets with 36" or more interior. SuperStor™ insert must be specified in the top opening of your build-up. Order trays separately.</p>	25.5SS-36	25.5"	36"	55	\$471	\$471	+\$48
 <p>25.5" Opening Interior 25.5" SuperStor™ insert with or without hinged doors, contains 3 vertical compartments each with 22 slots at 1" increments. May be installed in cabinets with 36" or more interior. SuperStor™ insert must be specified in the top opening of your build-up. Order trays separately.</p>	25.5SSHD□-36	25.5"	36"	80	\$797	\$865	+\$81
 <p>This SuperStor™ insert is designed exclusively to fit inside a cabinet with an interior height of 49.5". Insert contains 3 vertical compartments each with 48 slots at 1" increments. Order trays separately.</p>	49.5SS-36	49.5"	36"	110	\$771	\$771	+\$78

Laterals

Build-Ups Cabinet Interiors SuperStor™ Inserts

How to order

- Specify basic cabinet product number followed by drawer and shelf interiors with their accessories (see Accessories section) in order from TOP to BOTTOM, indicating which interior is in the top position. Interiors may be specified in almost any combination to make up the TOTAL INTERIOR HEIGHT.
- Specify finish color

Product code key example 51SS-36

51 module height
SS SuperStor™ insert
36 width

General information

SuperStor™ inserts are designed exclusively to fit inside 36" wide cabinets. SuperStor™ inserts are built with a horizontal support at the base of the unit which functions as a tie bar. Depending on the components specified for the cabinet interior an additional tie bar need not be specified if the specified components fill the cabinet interior. SuperStor™ tray fronts angle downwards ½" to permit labeling. **SuperStor™ trays are sold separately.**

A hinged door insert includes a bottom shelf. This means that the insert door height and usable interior space is actually 1 ½" less than the heights noted in the descriptions.

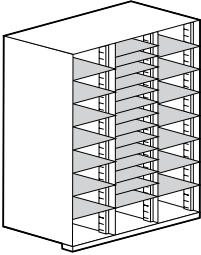
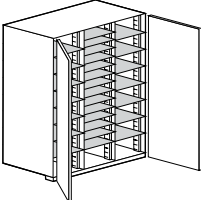
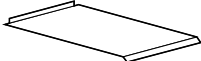
Lock option

SuperStor™ inserts with hinged doors come standard with lock. If lock is not required add suffix '/NL' after product number. Deduct \$48 list.

Note: Locks cannot be field installed on hinged door cabinets.

Finishes

Refer to Finishes section for color options. Drawer bodies and accessories are finished in Eco Black. SuperStore and trays are Onyx only.

Description	Part number	Exterior height	Width	Weight (lbs)	Storage centers/ 9900 series/ Neutral paint	Radius series/ Neutral paint	Accent paint
 <p>51" Opening Interior 51" SuperStor™ insert with or without hinged doors, contains 3 vertical compartments each with 48" slots at 1" increments. May be installed in cabinets with 58.5" or more interior. SuperStor™ inserts must be specified in the top opening of your build-up. Order trays separately.</p>	51SS-36	51"	36"	110	\$746	\$746	+\$76
 <p>51" Opening Interior 51" SuperStor™ insert with or without hinged doors, contains 3 vertical compartments each with 48" slots at 1" increments. May be installed in cabinets with 58.5" or more interior. SuperStor™ inserts must be specified in the top opening of your build-up. Order trays separately.</p>	51SSHD□-36	51"	36"	195	\$1301	\$1325	+\$131
 <p>SuperStor™ trays Pack of 12 trays, black only</p>	T12SS-BL	—	10"	25	\$233	\$233	—

Towers



ANSI/BIFMA

With the addition of counterweights where appropriate, Modular Towers meet all ANSI/BIFMA specifications.

Construction

Modular Towers and hinged door cabinets are constructed using 20 and 22 gauge high quality, tension leveled, cold rolled steel. The steel gauges selected for drawer fronts, bodies and accessories ensure the highest quality durability and performance for all components.

Construction features & benefits

1. All interiors are modular and interchangeable so that cabinets can be retrofitted with new accessories and interiors as required.
2. Case corners are strengthened with a reinforcing zinc die cast corner bracket.
3. Absence of scissor mechanism in doors and drawers eliminates the potential for scissors binding and facilitates reconfiguration of cabinet openings as needed.
4. Box drawer sides are slotted on 1" centers to allow for maximum flexibility for drawer division.
5. Box drawer side double-wall construction provides clean appearance and enclosed divider slots.
6. File drawer bodies have full-height sides to accommodate hanging file folders, eliminating the need for optional file frames.
7. Front leading edge of shelf is flat for easy removal of material.
8. Fully-progressive ball bearing suspensions are staged so that left and right sides work in unison. This provides smooth drawer operation with minimum force.
9. Special "claw-like" device incorporated in suspensions "grips" the fixed section of the suspension arm preventing drawer bounce-back or creep when drawer is closed.
10. Self-closing, 110° opening, European style cupboard hinges provide smooth hinged door operation. Hinges are not visible from the exterior of the cabinet.

Drawer pulls

9900 Series fronts have full width integral pulls with enamel finish to match case fronts.

Radius Series fronts are 3/4" thick and are radiused at the front top and bottom. This detail adds 5/8" to the overall lateral depth (included in dimensions shown).

Radius pulls are manufactured from black ABS plastic and are recessed into drawer sides. Drawer sides are capped with black ABS plastic.

Safelock™

The patented Safelock™ mechanism provides complete security against accidental opening of two or more drawers simultaneously. When any drawer or single pullout shelf is extended, even fractionally, Safelock™ ensures that all other openings immediately become inoperable. Safelock™ is standard on all towers.

Counterweights

See Counterweight matrix on page 022.

Glides

Overall heights are inclusive of metal glides. Heights may be increased up to 5/8" by extending standard glide. Glides are accessible from inside the cabinet when the bottom drawer is fully extended or removed and may be adjusted with a 1/4" socket driver.

Optional 1 1/2" stem glides are available. Specify separately and add \$25 list to the cabinet price. Requires field installation.

Locks

Modular Towers come standard with lock. If lock is not required add suffix '**NL**' after product number. Deduct \$48 list per lock. For lock location, see guide at the beginning of this price list.

Random keying is standard. Files may be ordered keyed alike. Specify. Locks feature removable core and are standard with two keys, one of which has a black neoprene plastic key cover.

Master keys are available at \$43 list. For lock finish options, refer to the front of this price list.

Finishes

Refer to Finishes section for color options.

Note: Modular Towers are chamfered at each corner and are approximately 3/8" higher than workplace towers.

How to order

1. Specify product number.
2. Specify finish color.
3. Specify options.

Product code key example

MR2424□-P2F10

- M** Modular Series
R right-handed door
24 tower width
24 interior height
□ **E** -9900 Series
R -Radius Series
P pencil drawer
2 number of drawers
F10 10 ½" file drawer

General information

Exterior cabinet heights are actual heights with glides fully recessed. Units containing pencil and/or box drawers include one pencil tray per unit. Each box drawer contains one steel divider. 10½" and 12" drawers have one sliding rail for side-to-side filing of letter size folders or printout binders. Hinged doors are standard with self closing European style hinges and open 110°.

Lock option

Modular towers come standard with lock. If lock is not required add suffix '**NL**' after product number. Deduct \$48 list per lock.

Counterweights

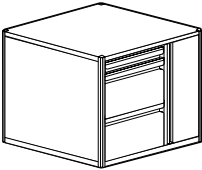
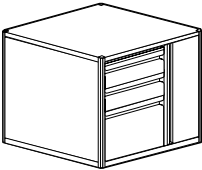
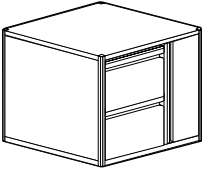
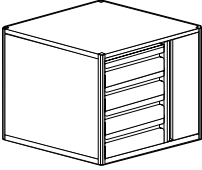
See Counterweight matrix on page 022.

Accessories

Refer to Accessories section for options.

Finishes

Refer to Finishes section for color options. Interior drawer bodies and shelves are finished in Eco Black. Bookshelves in side access towers are the same finish as the case.

Description	Part number	Exterior height	Width	Depth	Weight (lbs)	Neutral paint/ base price	Accent paint
 <p>Full-length hinged door on one side, 1-3" pencil and 2-10.5" file drawers on the other side. Comes with 2 locks and counterweights.</p>	ML2424□-P2F10	27 ¼"	24"	24"	102	\$1562	+\$157
	ML3024□-P2F10 left-handed hinged door	27 ¼"	30"	24"	118	\$1655	+\$166
	MR2424□-P2F10	27 ¼"	24"	24"	102	\$1562	+\$157
	MR3024□-P2F10 right-handed hinged door (illustrated)	27 ¼"	30"	24"	118	\$1655	+\$166
 <p>Full-length hinged door on one side 2-6" box and 1-12" file drawer on the other side. Comes with 2 locks and counterweights.</p>	ML2424□-2BF	27 ¼"	24"	24"	102	\$1562	+\$157
	ML3024□-2BF left-handed hinged door	27 ¼"	30"	24"	118	\$1655	+\$166
	MR2424□-2BF	27 ¼"	24"	24"	102	\$1562	+\$157
	MR3024□-2BF right-handed hinged door (illustrated)	27 ¼"	30"	24"	118	\$1655	+\$166
 <p>Full-length hinged door on one side, 2-12" file drawers on the other side. Comes with 2 locks and counterweights.</p>	ML2424□-2F	27 ¼"	24"	24"	102	\$1507	+\$152
	ML3024□-2F left-handed hinged door	27 ¼"	30"	24"	118	\$1599	+\$161
	MR2424□-2F	27 ¼"	24"	24"	102	\$1507	+\$152
	MR3024□-2F right-handed hinged door (illustrated)	27 ¼"	30"	24"	118	\$1599	+\$161
 <p>Full-length hinged door on one side, 4-6" box drawers on the other side. Comes with 2 locks and counterweights.</p>	ML2424□-4B	27 ¼"	24"	24"	102	\$1863	+\$187
	ML3024□-4B left-handed hinged door	27 ¼"	30"	24"	118	\$1930	+\$194
	MR2424□-4B	27 ¼"	24"	24"	102	\$1863	+\$187
	MR3024□-4B right-handed hinged door (illustrated)	27 ¼"	30"	24"	118	\$1930	+\$194

Towers

Modular Towers Base Modules

How to order

1. Specify product number.
2. Specify finish color.
3. Specify options.

Product code key example

MR3024□-P2F10

- M** Modular Series
- R** right-handed door
- 24** tower width
- 24** interior height
- **E** -9900 Series
- R** -Radius Series
- D** double pedestal
- P** pencil drawer
- 2** number of drawers
- F10** 10 ½" file drawer

General information

Exterior cabinet heights are actual heights with glides fully recessed. Units containing pencil and/or box drawers include one pencil tray per unit. Each box drawer contains one steel divider. 10½" and 12" drawers have one sliding rail for side-to-side filing of letter size folders or printout binders. Hinged doors are standard with self closing European style hinges and open 110°. Specify.

Lock option

Modular towers come standard with lock. If lock is not required add suffix **'/NL'** after product number. Deduct \$48 list per lock.

Counterweights

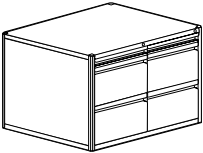
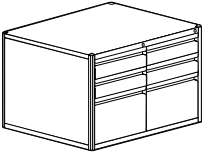
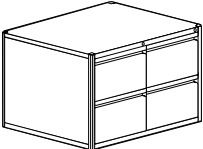
Counterweights are required for ALL freestanding units that are not anchored or ganged to other cabinets or bolted to walls/floor. See Counterweight matrix on page 022.

Accessories

Refer to Accessories section for options.

Finishes

Refer to Finishes section for color options. Interior drawer bodies and shelves are finished in Eco Black. Bookshelves in side access towers are the same finish as the case.

Description	Part number	Exterior height	Width	Depth	Weight (lbs)	Neutral paint/ base price	Accent paint
 <p>1-3" pencil and 2-10.5" file drawers on both sides. Comes with 2 locks and counterweights.</p>	M3024□-DP2F10	27 ¼"	30"	24"	180	\$2573	+\$258
 <p>2-6" box and 1-12" file drawer on both sides. Comes with 2 locks and counterweights.</p>	M3024□-D2BF	27 ¼"	30"	24"	180	\$2573	+\$258
 <p>2-12" file drawers on both sides. Comes with 2 locks and counterweights.</p>	M3024□-D2F	27 ¼"	30"	24"	180	\$2494	+\$250

How to order

1. Specify product number.
2. Specify finish color.
3. Specify options.

Product code key example

MRM2424□-P2F10

- M** Modular Series
- R** right-handed door
- M** MoPed
- 24** tower width
- 24** interior height
- E** -9900 Series
- R** -Radius Series
- P** pencil drawer
- 2** number of drawers
- F10** 10 ½" file drawer

General information

Exterior cabinet heights are actual heights with glides fully recessed. Units containing pencil and/or box drawers include one pencil tray per unit. Each box drawer contains one steel divider. 10½" and 12" drawers have one sliding rail for side-to-side filing of letter size folders or printout binders. Hinged doors are standard with self closing European style hinges and open 110°.

Lock option

Modular towers come standard with lock. If lock is not required add suffix 'NL' after product number. Deduct \$48 list per lock.

Counterweights

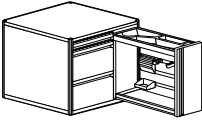
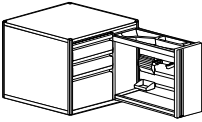
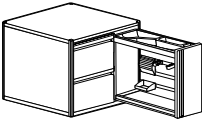
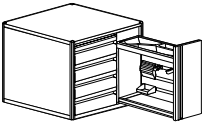
See Counterweight matrix on page 022.

Accessories

Refer to Accessories section for options.

Finishes

Refer to Finishes section for color options. Interior drawer bodies and shelves are finished in Eco Black. Interior of MoPed is aluminum painted.

Description	Part number	Exterior height	Width	Depth	Weight (lbs)	Neutral paint/ base price	Accent paint
 <p>MoPed on one side, 1-3" pencil and 2-10.5" file drawers on the other side. Comes with 2 locks and counterweights. Accessories are not included in MoPed.</p>	MLM2424□P2F10 left-handed 5" sliding drawer	27 ¼"	24"	24"	116	\$1988	+\$199
	MRM2424□P2F10 right-handed 5" sliding drawer (illustrated)	27 ¼"	24"	24"	116	\$1988	+\$199
 <p>MoPed on one side, 2-6" box and 1-12" file drawer on the other side. Comes with 2 locks and counterweights. Accessories are not included in MoPed.</p>	MLM2424□-2BF left-handed 5" sliding drawer	27 ¼"	24"	24"	116	\$1988	+\$199
	MRM2424□-2BF right-handed 5" sliding drawer (illustrated)	27 ¼"	24"	24"	116	\$1988	+\$199
 <p>MoPed on one side, 2-12" file drawers on the other side. Comes with 2 locks and counterweights. Accessories are not included in MoPed.</p>	MLM2424□-2F left-handed 5" sliding drawer	27 ¼"	24"	24"	116	\$1814	+\$182
	MRM2424□-2F right-handed 5" sliding drawer (illustrated)	27 ¼"	24"	24"	116	\$1814	+\$182
 <p>MoPed on one side, 4-6" box drawers on the other side. Comes with 2 locks and counterweights. Accessories are not included in MoPed.</p>	MLM2424□-4B left-handed 5" sliding drawer	27 ¼"	24"	24"	116	\$2172	+\$218
	MRM2424□-4B right-handed 5" sliding drawer (illustrated)	27 ¼"	24"	24"	116	\$2172	+\$218

Towers

Modular Towers Stack Modules

How to order

1. Specify product number.
2. Specify finish color.
3. Specify options.

Product code key example

M2419.5□-HD

- M** Modular Series
24 tower width
19.5 interior height
- **E** -9900 Series
R -Radius Series
- HD** hinged door

General information

Exterior cabinet heights are actual heights with glides fully recessed. Units containing pencil and/or box drawers include one pencil tray per unit. Each box drawer contains one steel divider. 10½" and 12" drawers have one sliding rail for side-to-side filing of letter size folders or printout binders. Hinged doors are standard with self closing European style hinges and open 110°.

Counterweights

See Counterweight matrix on page 022.

Lock option

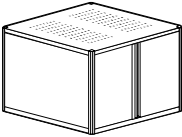
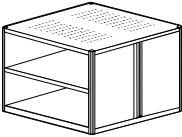
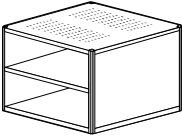
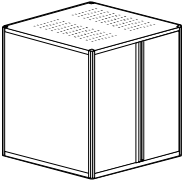
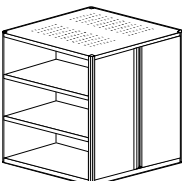
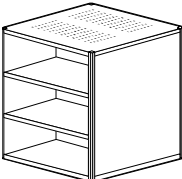
Modular towers come standard with lock. If lock is not required add suffix 'NL' after product number. Deduct \$48 list per lock.

Accessories

Refer to Accessories section for options.

Finishes

Refer to Finishes section for color options. Interior drawer bodies and shelves are finished in Eco Black. Bookshelves in side access towers are the same finish as the case.

Description	Part number	Exterior height	Width	Depth	Weight (lbs)	Neutral paint/ base price	Accent paint
 <p>Two full-length hinged doors with 1 shelf per side. Comes with 2 locks</p>	M2419.5□-HD	22 ¾"	24"	24"	75	\$1005	+\$101
	M3019.5□-HD	22 ¾"	30"	24"	91	\$1121	+\$113
 <p>Full-length hinged door on one side (30" wide comes with 1 shelf), 19.5" side access bookcase with 1 shelf on the other side. Comes with 1 lock.</p>	ML2419.5□-HDK	22 ¾"	24"	24"	75	\$896	+\$91
	ML3019.5□-HDK left-handed hinged door	22 ¾"	30"	24"	91	\$1098	+\$111
	MR2419.5□-HDK	22 ¾"	24"	24"	75	\$896	+\$91
	MR3019.5□-HDK right-handed hinged door (illustrated)	22 ¾"	30"	24"	91	\$1098	+\$111
 <p>Two 19.5" side access bookcases with 1 shelf per side.</p>	M2419.5-2K	22 ¾"	24"	24"	75	\$988	+\$100
	M3019.5-2K	22 ¾"	30"	24"	91	\$1042	+\$105
 <p>Two full-length hinged doors with 2 shelves per side. Comes with 2 locks.</p>	M2433□-HD	36 ¼"	24"	24"	92	\$1298	+\$130
	M3033□-HD	36 ¼"	30"	24"	114	\$1394	+\$141
 <p>Full-length hinged door with coat rod on one side, 33" side access bookcase with 2 shelves on the other side. Comes with 1 lock.</p>	ML2433□-HDK	36 ¼"	24"	24"	92	\$1159	+\$117
	ML3033□-HDK left-handed hinged door	36 ¼"	30"	24"	114	\$1355	+\$137
	MR2433□-HDK	36 ¼"	24"	24"	92	\$1159	+\$117
	MR3033□-HDK right-handed hinged door (illustrated)	36 ¼"	30"	24"	114	\$1355	+\$137
 <p>Two 33" high side access bookcases with 2 shelves per side.</p>	M2433-2K	36 ¼"	24"	24"	92	\$1207	+\$121
	M3033-2K	36 ¼"	30"	24"	114	\$1309	+\$131

How to order

1. Specify product number.
2. Specify finish color.
3. Specify options.

Product code key example

MR1658□-BB7FK

- M** Modular Series
- R** right-handed door
- 16** tower width
- 58** interior height
- **E** -9900 Series
R -Radius Series
- B** 6" box drawer
- B7** 7 ½" box drawer
- F** 12" file drawer
- K** bookcase

General information

Exterior cabinet heights are actual heights with glides fully recessed. Units containing pencil and/or box drawers include one pencil tray per unit. Each box drawer contains one steel divider. 10½" and 12" drawers have one sliding rail for side-to-side filing of letter size folders or printout binders. Hinged doors are standard with self closing European style hinges and open 110°.

Counterweights

See Counterweight matrix on page 022.

Lock option

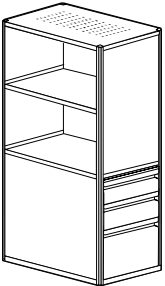
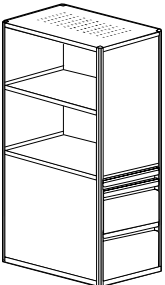
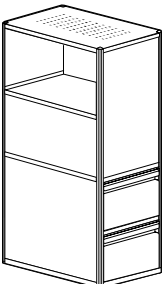
Modular towers come standard with lock. If lock is not required add suffix '**NL**' after product number. Deduct \$48 list per lock.

Accessories

Refer to Accessories section for options.

Finishes

Refer to Finishes section for color options. Interior drawer bodies and shelves are finished in Eco Black. Bookshelves in side access towers are the same finish as the case.

Description	Part number	Exterior height	Width	Depth	Weight (lbs)	Neutral paint/ base price	Accent paint
 <p>31.5" bookcase with pedestal consisting of 1-6" box drawer, 1-7.5" box drawer and 1-12" file drawer. Comes with 1 lock.</p>	ML1658□-BB7FK left hand	61 ¾"	16"	24"	130	\$2524	+\$253
	MR1658□-BB7FK right hand (illustrated)	61 ¾"	16"	24"	130	\$2524	+\$253
 <p>31.5" bookcase with pedestal consisting of 1-3" pencil drawer 1-10.5" file drawer and 1-12" file drawer. Comes with 1 lock.</p>	ML1658□-PF10FK left hand	61 ¾"	16"	24"	130	\$2524	+\$253
	MR1658□-PF10FK right hand (illustrated)	61 ¾"	16"	24"	130	\$2524	+\$253
 <p>15" bookcase on each side with pedestal consisting of 2-12" individually locking file drawers. Comes with 2 locks.</p>	M1658□-2FTBKS	61 ¾"	16"	24"	130	\$2762	+\$278

Towers

Modular Towers Monolithic Units

How to order

1. Specify product number.
2. Specify finish color.
3. Specify options.

Product code key example

MR2443□-P2F

M Modular Series
R right-handed door
24 tower width
43 interior height

□ **E** -9900 Series
R -Radius Series

P pencil drawer
2 number of drawers
F 12" file drawer

General information

Exterior cabinet heights are actual heights with glides fully recessed. Units containing pencil and/or box drawers include one pencil tray per unit. Each box drawer contains one steel divider. 10½" and 12" drawers have one sliding rail for side-to-side filing of letter size folders or printout binders. Hinged doors are standard with self closing European style hinges and open 110°.

A hinged door insert includes a bottom shelf. This means that the insert door height and usable interior space is actually 1 ½" less than the heights noted in the descriptions.

Counterweights

See Counterweight matrix on page 022.

Lock option






Modular towers come standard with lock. If lock is not required add suffix 'NL' after product number. Deduct \$48 list per lock.

Accessories

Refer to Accessories section for options.

Finishes

Refer to Finishes section for color options. Interior drawer bodies and shelves are finished in Eco Black. Bookshelves in side access towers are the same finish as the case.

Description	Part number	Exterior height	Width	Depth	Weight (lbs)	Neutral paint/ base price	Accent paint
 <p>Full-length door with coat rod on one side, 16.5" high hinged door insert, 1-3" pencil and 2-12" file drawers on the other side. Comes with 3 locks.</p>	ML2443□-P2F	46 ¾"	24"	24"	145	\$2833	+\$285
	ML3043□-P2F left-handed hinged door	46 ¾"	30"	24"	162	\$2976	+\$299
	MR2443□-P2F	46 ¾"	24"	24"	145	\$2833	+\$285
	MR3043□-P2F right-handed hinged door (illustrated)	46 ¾"	30"	24"	162	\$2976	+\$299
 <p>Full-length door with coat rod on one side, 16.5" high hinged door insert, 1-6" box and 2-10.5" file drawers on the other side. Comes with 3 locks.</p>	ML2443□-B2F10	46 ¾"	24"	24"	145	\$2833	+\$285
	ML3043□-B2F10 left-handed hinged door	46 ¾"	30"	24"	162	\$2976	+\$299
	MR2443□-B2F10	46 ¾"	24"	24"	145	\$2833	+\$285
	MR3043□-B2F10 right-handed hinged door (illustrated)	46 ¾"	30"	24"	162	\$2976	+\$299
 <p>Full-length door with coat rod on one side, 24" high hinged door insert with 1 shelf, 1-3" pencil, 1-6" box and 1-10.5" file drawer on the other side. Comes with 3 locks.</p>	ML2443□-PBF10	46 ¾"	24"	24"	145	\$2833	+\$285
	ML3043□-PBF10 left-handed hinged door	46 ¾"	30"	24"	162	\$2976	+\$299
	MR2443□-PBF10	46 ¾"	24"	24"	145	\$2833	+\$285
	MR3043□-PBF10 right-handed hinged door (illustrated)	46 ¾"	30"	24"	162	\$2976	+\$299
 <p>Full-length door with coat rod on one side, 24" high hinged door insert with 1 shelf, 1-7.5" box and 1-12" - file drawer on the other side. Comes with 3 locks.</p>	ML2443□-B7F	46 ¾"	24"	24"	145	\$2709	+\$272
	ML3043□-B7F left-handed hinged door	46 ¾"	30"	24"	162	\$2854	+\$287
	MR2443□-B7F	46 ¾"	24"	24"	145	\$2709	+\$272
	MR3043□-B7F right-handed hinged door (illustrated)	46 ¾"	30"	24"	162	\$2854	+\$287
 <p>Full-length door with coat rod on one side, 27" high hinged door insert with 1 shelf, 1-6" box and 1-10.5" file drawer on the other side. Comes with 3 locks.</p>	ML2443□-BF10	46 ¾"	24"	24"	145	\$2709	+\$272
	ML3043□-BF10 left-handed hinged door	46 ¾"	30"	24"	162	\$2854	+\$287
	MR2443□-BF10	46 ¾"	24"	24"	145	\$2709	+\$272
	MR3043□-BF10 right-handed hinged door (illustrated)	46 ¾"	30"	24"	162	\$2854	+\$287

How to order

1. Specify product number.
2. Specify finish color.
3. Specify options.

Product code key example

MR2443□-PF10FK

- M** Modular Series
R right-handed door
24 tower width
43 interior height
□ **E** -9900 Series
R -Radius Series
P pencil drawer
F10 10 ½" file drawer
F 12" file drawer
K bookcase

General information

Exterior cabinet heights are actual heights with glides fully recessed. Units containing pencil and/or box drawers include one pencil tray per unit. Each box drawer contains one steel divider. 10½" and 12" drawers have one sliding rail for side-to-side filing of letter size folders or printout binders. Hinged doors are standard with self closing European style hinges and open 110°.

Counterweights

See Counterweight matrix on page 022.

Lock option

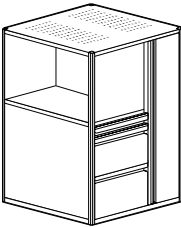

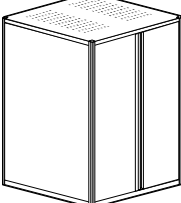
Modular towers come standard with lock. If lock is not required add suffix '**NL**' after product number. Deduct \$48 list per lock.

Accessories

Refer to Accessories section for options.

Finishes

Refer to Finishes section for color options. Interior drawer bodies and shelves are finished in Eco Black. Bookshelves in side access towers are the same finish as the case.

Description	Part number	Exterior height	Width	Depth	Weight (lbs)	Neutral paint/ base price	Accent paint
 <p>Full-length door with coat rod on one side, 1-16.5" high side access bookcase, 1-3" pencil, 1-10.5" and 1-12" file drawer on the other side. Comes with 2 locks.</p>	ML2443□PF10FK	46 ¾"	24"	24"	150	\$2537	+\$254
	ML3043□PF10FK left-handed hinged door	46 ¾"	30"	24"	167	\$2666	+\$267
	MR2443□PF10FK	46 ¾"	24"	24"	150	\$2537	+\$254
	MR3043□PF10FK right-handed hinged door (illustrated)	46 ¾"	30"	24"	167	\$2666	+\$267
 <p>Full-length door with coat rod on one side, 16.5" high side access bookcase, 1-6" box, 1-7.5" box and 1-12" file drawer on the other side. Comes with 2 locks.</p>	ML2443□-BB7FK	46 ¾"	24"	24"	150	\$2536	+\$254
	ML3043□-BB7FK left-handed hinged door	46 ¾"	30"	24"	167	\$2665	+\$267
	MR2443□-BB7FK	46 ¾"	24"	24"	150	\$2536	+\$254
	MR3043□-BB7FK right-handed hinged door (illustrated)	46 ¾"	30"	24"	167	\$2665	+\$267
 <p>Two full-length hinged doors, coat rod on one side and shelves on the other side. Comes with 2 locks.</p>	ML2443□-HD	46 ¾"	24"	24"	118	\$2015	+\$202
	ML3043□-HD coat rod on left side	46 ¾"	30"	24"	135	\$2152	+\$216
	MR2443□-HD	46 ¾"	24"	24"	118	\$2015	+\$202
	MR3043□-HD coat rod on right side	46 ¾"	30"	24"	135	\$2152	+\$216

Towers

Modular Towers Monolithic Units

How to order

1. Specify product number.
2. Specify finish color.
3. Specify options.

Product code key example

MR2445□-2F10

- M** Modular Series
R right-handed door
24 tower width
45 interior height
□ **E** -9900 Series
R -Radius Series
2 number of drawers
F10 10 ½" file drawer

General information

Exterior cabinet heights are actual heights with glides fully recessed. Units containing pencil and/or box drawers include one pencil tray per unit. Each box drawer contains one steel divider. 10½" and 12" drawers have one sliding rail for side-to-side filing of letter size folders or printout binders. Hinged doors are standard with self closing European style hinges and open 110°.

A hinged door insert includes a bottom shelf. This means that the insert door height and usable interior space is actually 1 ½" less than the heights noted in the descriptions.

Counterweights

See Counterweight matrix on page 022.

Lock option


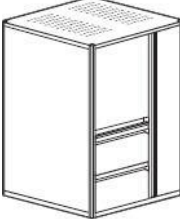


Modular towers come standard with lock. If lock is not required add suffix 'NL' after product number. Deduct \$48 list per lock.

Accessories

Refer to Accessories section for options.

Finishes

Refer to Finishes section for color options. Interior drawer bodies and shelves are finished in Eco Black. Bookshelves in side access towers are the same finish as the case.

Description	Part number	Exterior height	Width	Depth	Weight (lbs)	Neutral paint/ base price	Accent paint
	ML2445□B72F10	48 ¼"	24"	24"	145	\$2833	+\$285
	ML3045□B72F10 left-handed hinged door	48 ¼"	30"	24"	162	\$2976	+\$299
	MR2445□B72F10	48 ¼"	24"	24"	145	\$2833	+\$285
	MR3045□B72F10 right-handed hinged door (illustrated)	48 ¼"	30"	24"	162	\$2976	+\$299
	ML2445□-2F10	48 ¼"	24"	24"	145	\$2709	+\$272
	ML3045□-2F10 left-handed hinged door	48 ¼"	30"	24"	162	\$2854	+\$287
	MR2445□-2F10	48 ¼"	24"	24"	145	\$2709	+\$272
	MR3045□-2F10 right-handed hinged door (illustrated)	48 ¼"	30"	24"	162	\$2854	+\$287
	ML2445□-B7F10	48 ¼"	24"	24"	145	\$2709	+\$272
	ML3045□-B7F10 left-handed hinged door	48 ¼"	30"	24"	162	\$2854	+\$287
	MR2445□-B7F10	48 ¼"	24"	24"	145	\$2709	+\$272
	MR3045□-B7F10 right-handed hinged door (illustrated)	48 ¼"	30"	24"	162	\$2854	+\$287
	ML2445□-BF	48 ¼"	24"	24"	145	\$2709	+\$272
	ML3045□-BF left-handed hinged door	48 ¼"	30"	24"	162	\$2854	+\$287
	MR2445□-BF	48 ¼"	24"	24"	145	\$2709	+\$272
	MR3045□-BF right-handed hinged door (illustrated)	48 ¼"	30"	24"	162	\$2854	+\$287

How to order

1. Specify product number.
2. Specify finish color.
3. Specify options.

Product code key example

MR2445□-PF10FK

- M** Modular Series
R right-handed door
24 tower width
45 interior height
 □ **E** -9900 Series
R -Radius Series
P pencil drawer
F10 10 ½" file drawer
F 12" file drawer
K bookcase

General information

Exterior cabinet heights are actual heights with glides fully recessed. Units containing pencil and/or box drawers include one pencil tray per unit. Each box drawer contains one steel divider. 10½" and 12" drawers have one sliding rail for side-to-side filing of letter size folders or printout binders. Hinged doors are standard with self closing European style hinges and open 110°.

Counterweights

See Counterweight matrix on page 022.

Lock option

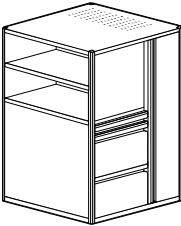

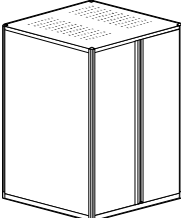
Modular towers come standard with lock. If lock is not required add suffix '**NL**' after product number. Deduct \$48 list per lock.

Accessories

Refer to Accessories section for options.

Finishes

Refer to Finishes section for color options. Interior drawer bodies and shelves are finished in Eco Black. Bookshelves in side access towers are the same finish as the case.

Description	Part number	Exterior height	Width	Depth	Weight (lbs)	Neutral paint/ base price	Accent paint
 <p>Full-length door with coat rod on one side, 18" high side access bookcase with 1 shelf, 1-3" pencil , 1-10.5" and 1-12" file drawers on the other side. Comes with 2 locks.</p>	ML2445□PF10FK	48 ¼"	24"	24"	150	\$2461	+\$247
	ML3045□PF10FK left-handed hinged door	48 ¼"	30"	24"	167	\$2591	+\$260
	MR2445□PF10FK	48 ¼"	24"	24"	150	\$2461	+\$247
	MR3045□PF10FK right-handed hinged door (illustrated)	48 ¼"	30"	24"	167	\$2591	+\$260
 <p>Full-length door with coat rod on one side, 18" high side access bookcase with 1 shelf, 1-6" box, 1-7.5" box and 1-12" file drawer on the other side. Comes with 2 locks.</p>	ML2445□BB7FK	48 ¼"	24"	24"	150	\$2461	+\$247
	ML3045□BB7FK left-handed hinged door	48 ¼"	30"	24"	167	\$2591	+\$260
	MR2445□BB7FK	48 ¼"	24"	24"	150	\$2461	+\$247
	MR3045□BB7FK right-handed hinged door (illustrated)	48 ¼"	30"	24"	167	\$2591	+\$260
 <p>Two full-length hinged doors with coat rod on one side and shelves on the other side. Comes with 2 locks.</p>	ML2445□HD	48 ¼"	24"	24"	118	\$2015	+\$202
	ML3045□HD coat rod on left side	48 ¼"	30"	24"	135	\$2151	+\$216
	MR2445□HD	48 ¼"	24"	24"	118	\$2015	+\$202
	MR3045□HD coat rod on right side	48 ¼"	30"	24"	135	\$2151	+\$216

Towers

Modular Towers Monolithic Units

How to order

1. Specify product number.
2. Specify finish color.
3. Specify options.

Product code key example

MR2446□-F10F

- M** Modular Series
R right-handed door
24 tower width
46 interior height
□ **E** -9900 Series
R -Radius Series
F10 10 1/2" file drawer
F 12" file drawer

General information

Exterior cabinet heights are actual heights with glides fully recessed. Units containing pencil and/or box drawers include one pencil tray per unit. Each box drawer contains one steel divider. 10 1/2" and 12" drawers have one sliding rail for side-to-side filing of letter size folders or printout binders. Hinged doors are standard with self closing European style hinges and open 110°.

A hinged door insert includes a bottom shelf. This means that the insert door height and usable interior space is actually 1 1/2" less than the heights noted in the descriptions.

Counterweights

See Counterweight matrix on page 022.

Lock option





Modular towers come standard with lock. If lock is not required add suffix 'NL' after product number. Deduct \$48 list per lock.

Accessories

Refer to Accessories section for options.

Finishes

Refer to Finishes section for color options. Interior drawer bodies and shelves are finished in Eco Black. Bookshelves in side access towers are the same finish as the case.

Description	Part number	Exterior height	Width	Depth	Weight (lbs)	Neutral paint/ base price	Accent paint
 <p>Full-length door with coat rod on one side, 16.5" high hinged door insert, 1-6" box and 2-12" file drawers on other side. Comes with 3 locks.</p>	ML2446□-B2F	49 3/4"	24"	24"	145	\$2833	+\$285
	ML3046□-B2F left-handed hinged door	49 3/4"	30"	24"	162	\$2976	+\$299
	MR2446□-B2F	49 3/4"	24"	24"	145	\$2833	+\$285
	MR3046□-B2F right-handed hinged door (illustrated)	49 3/4"	30"	24"	162	\$2976	+\$299
 <p>Full-length door with coat rod on one side, 24" high hinged door insert with 1 shelf, 2-6" box and 1-10.5" file drawers on other side. Comes with 3 locks.</p>	ML2446□-2BF10	49 3/4"	24"	24"	145	\$2916	+\$293
	ML3046□-2BF10 left-handed hinged door	49 3/4"	30"	24"	162	\$3059	+\$307
	MR2446□-2BF10	49 3/4"	24"	24"	145	\$2916	+\$293
	MR3046□-2BF10 right-handed hinged door (illustrated)	49 3/4"	30"	24"	162	\$3059	+\$307
 <p>Full-length door with coat rod on one side, 24" high hinged door insert with 1 shelf, 1-10.5" and 1-12" file drawer on other side. Comes with 3 locks.</p>	ML2446□-F10F	49 3/4"	24"	24"	145	\$2709	+\$272
	ML3046□-F10F left-handed hinged door	49 3/4"	30"	24"	162	\$2854	+\$287
	MR2446□-F10F	49 3/4"	24"	24"	145	\$2709	+\$272
	MR3046□-F10F right-handed hinged door (illustrated)	49 3/4"	30"	24"	162	\$2854	+\$287
 <p>Full-length door with coat rod on one side, 27" high hinged door insert with 1 shelf, 1-7.5" box and 1-12" file drawer on other side. Comes with 3 locks.</p>	ML2446□-B7F	49 3/4"	24"	24"	145	\$2709	+\$272
	ML3046□-B7F left-handed hinged door	49 3/4"	30"	24"	162	\$2854	+\$287
	MR2446□-B7F	49 3/4"	24"	24"	145	\$2709	+\$272
	MR3046□-B7F right-handed hinged door (illustrated)	49 3/4"	30"	24"	162	\$2854	+\$287

How to order

1. Specify product number.
2. Specify finish color.
3. Specify options.

Product code key example

MR2446□-PF10FK

- M** Modular Series
R right-handed door
24 tower width
46 interior height
□ **E** -9900 Series
R -Radius Series
P pencil drawer
F10 10 ½" file drawer
F 12" file drawer
K bookcase

General information

Exterior cabinet heights are actual heights with glides fully recessed. Units containing pencil and/or box drawers include one pencil tray per unit. Each box drawer contains one steel divider. 10½" and 12" drawers have one sliding rail for side-to-side filing of letter size folders or printout binders. Hinged doors are standard with self closing European style hinges and open 110°.

Counterweights

See Counterweight matrix on page 022.

Lock option

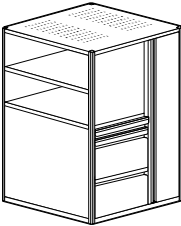

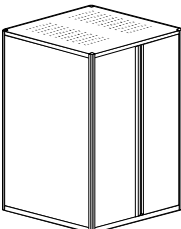
Modular towers come standard with lock. If lock is not required add suffix 'NL' after product number. Deduct \$48 list per lock.

Accessories

Refer to Accessories section for options.

Finishes

Refer to Finishes section for color options. Interior drawer bodies and shelves are finished in Eco Black. Bookshelves in side access towers are the same finish as the case.

Description	Part number	Exterior height	Width	Depth	Weight (lbs)	Neutral paint/ base price	Accent paint
 <p>Full-length door with coat rod on one side, 19.5" high side access bookcase with 1 shelf, 1-3" pencil, 1-10.5" and 1-12" file drawer on the other side. Comes with 2 locks.</p>	ML2446□PF10FK	49 ¾"	24"	24"	150	\$2461	+\$247
	ML3046□PF10FK left-handed hinged door	49 ¾"	30"	24"	167	\$2591	+\$260
	MR2446□PF10FK	49 ¾"	24"	24"	150	\$2461	+\$247
	MR3046□PF10FK right-handed hinged door (illustrated)	49 ¾"	30"	24"	167	\$2591	+\$260
 <p>Full-length door with coat rod on one side, 19.5" high side access bookcase with 1 shelf, 1-6" box, 1-7.5" box and 1-12" file drawer on the other side. Comes with 2 locks.</p>	ML2446□-BB7FK	49 ¾"	24"	24"	150	\$2461	+\$247
	ML3046□-BB7FK left-handed hinged door	49 ¾"	30"	24"	167	\$2591	+\$260
	MR2446□-BB7FK	49 ¾"	24"	24"	150	\$2461	+\$247
	MR3046□-BB7FK right-handed hinged door (illustrated)	49 ¾"	30"	24"	167	\$2591	+\$260
 <p>Two full-length hinged doors. Coat rod on one side and shelves on the other. Comes with 2 locks.</p>	MR2446□-HD	49 ¾"	24"	24"	118	\$2015	+\$202
	MR3046□-HD coat rod on left side	49 ¾"	30"	24"	135	\$2144	+\$216
	ML2446□-HD	49 ¾"	24"	24"	118	\$2015	+\$202
	ML3046□-HD coat rod on right side	49 ¾"	30"	24"	135	\$2144	+\$216

Towers

Modular Towers Monolithic Units

How to order

1. Specify product number.
2. Specify finish color.
3. Specify options.

Product code key example

MR2458□-B3F

- M** Modular Series
R right-handed door
24 tower width
58 interior height
□ **E** -9900 Series
R -Radius Series
B 6" box drawer
3 number of drawers
F 12" file drawer

General information

Exterior cabinet heights are actual heights with glides fully recessed. Units containing pencil and/or box drawers include one pencil tray per unit. Each box drawer contains one steel divider. 10½" and 12" drawers have one sliding rail for side-to-side filing of letter size folders or printout binders. Hinged doors are standard with self closing European style hinges and open 110°.

A hinged door insert includes a bottom shelf. This means that the insert door height and usable interior space is actually 1½" less than the heights noted in the descriptions.

Counterweights

See Counterweight matrix on page 022.

Lock option



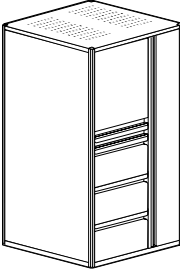

Modular towers come standard with lock. If lock is not required add suffix 'NL' after product number. Deduct \$48 list per lock.

Accessories

Refer to Accessories section for options.

Finishes

Refer to Finishes section for color options. Interior drawer bodies and shelves are finished in Eco Black. Bookshelves in side access towers are the same finish as the case.

Description	Part number	Exterior height	Width	Depth	Weight (lbs)	Neutral paint/ base price	Accent paint
 <p>Full-length door with coat rod on one side, 16.5" high hinged door insert, 1-6" box and 3-12" file drawers on other side. Comes with 3 locks.</p>	ML2458□-B3F	61 ¾"	24"	24"	180	\$3073	+\$308
	ML3058□-B3F left-handed hinged door	61 ¾"	30"	24"	198	\$3544	+\$356
	MR2458□-B3F	61 ¾"	24"	24"	180	\$3073	+\$308
	MR3058□-B3F right-handed hinged door (illustrated)	61 ¾"	30"	24"	198	\$3544	+\$356
 <p>Full length door with coat rod on one side, 16.5" high hinged door insert and 4-10.5" file drawers on other side. Comes with 3 locks.</p>	ML2458□-4F10	61 ¾"	24"	24"	180	\$3073	+\$308
	ML3058□-4F10 left-handed hinged door	61 ¾"	30"	24"	198	\$3544	+\$356
	MR2458□-4F10	61 ¾"	24"	24"	180	\$3073	+\$308
	MR3058□-4F10 right-handed hinged door (illustrated)	61 ¾"	30"	24"	198	\$3544	+\$356
 <p>Full-length door with coat rod on one side, 24" high hinged door insert with 1 shelf, 1-3" pencil and 3-10.5" file drawers on other side. Comes with 3 locks.</p>	ML2458□-P3F10	61 ¾"	24"	24"	180	\$3102	+\$311
	ML3058□-P3F10 left-handed hinged door	61 ¾"	30"	24"	198	\$3572	+\$358
	MR2458□-P3F10	61 ¾"	24"	24"	180	\$3102	+\$311
	MR3058□-P3F10 right-handed hinged door (illustrated)	61 ¾"	30"	24"	198	\$3572	+\$358
 <p>Full-length door with coat rod on one side, 24" high hinged door insert with 1 shelf, 1-3" pencil, 1-7.5" box and 2-12" file drawers on other side. Comes with 3 locks.</p>	ML2458□-PB72F	61 ¾"	24"	24"	180	\$3102	+\$311
	ML3058□-PB72F left-handed hinged door	61 ¾"	30"	24"	198	\$3572	+\$358
	MR2458□-PB72F	61 ¾"	24"	24"	180	\$3102	+\$311
	MR3058□-PB72F right-handed hinged door (illustrated)	61 ¾"	30"	24"	198	\$3572	+\$358

How to order

1. Specify product number.
2. Specify finish color.
3. Specify options.

Product code key example

MR2458□-3F10

- M** Modular Series
R right-handed door
24 tower width
58 interior height
 □ **E** -9900 Series
 R -Radius Series
3 number of drawers
F10 10 ½" file drawer

General information

Exterior cabinet heights are actual heights with glides fully recessed. Units containing pencil and/or box drawers include one pencil tray per unit. Each box drawer contains one steel divider. 10½" and 12" drawers have one sliding rail for side-to-side filing of letter size folders or printout binders. Hinged doors are standard with self closing European style hinges and open 110°.

A hinged door insert includes a bottom shelf. This means that the insert door height and usable interior space is actually 1½" less than the heights noted in the descriptions.

Counterweights

See Counterweight matrix on page 022.

Lock option



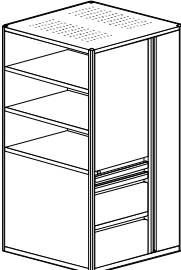
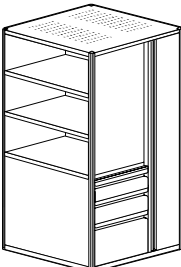
Modular towers come standard with lock. If lock is not required add suffix '**NL**' after product number. Deduct \$48 list per lock.

Accessories

Refer to Accessories section for options.

Finishes

Refer to Finishes section for color options. Interior drawer bodies and shelves are finished in Eco Black. Bookshelves in side access towers are the same finish as the case.

Description	Part number	Exterior height	Width	Depth	Weight (lbs)	Neutral paint/ base price	Accent paint
 <p>Full-length door with coat rod on one side, 27" high hinged door insert with 1 shelf and 3-10.5" file drawers on other side. Comes with 3 locks.</p>	ML2458□-3F10	61 ¾"	24"	24"	180	\$3033	+\$304
	ML3058□-3F10 left-handed hinged door	61 ¾"	30"	24"	198	\$3495	+\$351
	MR2458□-3F10	61 ¾"	24"	24"	180	\$3033	+\$304
	MR3058□-3F10 right-handed hinged door (illustrated)	61 ¾"	30"	24"	198	\$3495	+\$351
 <p>Full-length door with coat rod on one side, 25.5" high hinged door insert with 1 shelf, 1-7.5" box and 2-12" file drawers on other side. Comes with 3 locks.</p>	ML2458□-B72F	61 ¾"	24"	24"	180	\$3033	+\$304
	ML3058□-B72F left-handed hinged door	61 ¾"	30"	24"	198	\$3495	+\$351
	MR2458□-B72F	61 ¾"	24"	24"	180	\$3033	+\$304
	MR3058□-B72F right-handed hinged door (illustrated)	61 ¾"	30"	24"	198	\$3495	+\$351
 <p>Full-length door with coat rod on one side, 31.5" high side access bookcase with 2 shelves, 1-3" pencil, 1-10.5" and 1-12" file drawers on the other side. Comes with 2 locks.</p>	ML2458□-PF10FK	61 ¾"	24"	24"	180	\$2576	+\$258
	ML3058□-PF10FK left-handed hinged door	61 ¾"	30"	24"	198	\$2695	+\$270
	MR2458□-PF10FK	61 ¾"	24"	24"	180	\$2576	+\$258
	MR3058□-PF10FK right-handed hinged door (illustrated)	61 ¾"	30"	24"	198	\$2695	+\$270
 <p>Full length door with coat rod on one side, 31.5" high side access bookcase with 2 shelves, 1-6" box, 1-7.5" box and 1-12" file drawer on the other side. Comes with 2 locks.</p>	ML2458□-BB7FK	61 ¾"	24"	24"	180	\$2576	+\$258
	ML3058□-BB7FK left-handed hinged door	61 ¾"	30"	24"	198	\$2695	+\$270
	MR2458□-BB7FK	61 ¾"	24"	24"	180	\$2576	+\$258
	MR3058□-BB7FK right-handed hinged door (illustrated)	61 ¾"	30"	24"	198	\$2695	+\$270

Towers

Modular Towers Monolithic Units

How to order

1. Specify product number.
2. Specify finish color.
3. Specify options.

Product code key example

MR2460□-2B2F

- M** Modular Series
R right-handed door
24 tower width
60 interior height
□ **E** -9900 Series
R -Radius Series
2 number of drawers
B 6" box drawer
2 number of drawers
F 12" file drawer

General information

Exterior cabinet heights are actual heights with glides fully recessed. Units containing pencil and/or box drawers include one pencil tray per unit. Each box drawer contains one steel divider. 10½" and 12" drawers have one sliding rail for side-to-side filing of letter size folders or printout binders. Hinged doors are standard with self closing European style hinges and open 110°.

A hinged door insert includes a bottom shelf. This means that the insert door height and usable interior space is actually 1 ½" less than the heights noted in the descriptions.

Counterweights

See Counterweight matrix on page 022.

Lock option

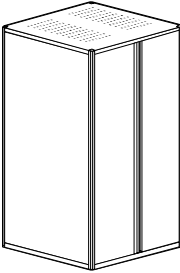



Modular towers come standard with lock. If lock is not required add suffix 'NL' after product number. Deduct \$48 list per lock.

Accessories

Refer to Accessories section for options.

Finishes

Refer to Finishes section for color options. Interior drawer bodies and shelves are finished in Eco Black. Bookshelves in side access towers are the same finish as the case.

Description	Part number	Exterior height	Width	Depth	Weight (lbs)	Neutral paint/ base price	Accent paint
 <p>Two full-length hinged doors. Coat rod on one side and shelves on the other side. Comes with 2 locks.</p>	ML2458□-HD	61 ¾"	24"	24"	140	\$2067	+\$208
	ML3058□-HD coat rod on left side	61 ¾"	30"	24"	168	\$2219	+\$223
	MR2458□-HD	61 ¾"	24"	24"	140	\$2067	+\$208
	MR3058□-HD coat rod on right side	61 ¾"	30"	24"	168	\$2219	+\$223
 <p>Full-length door with coat rod on one side, 16.5" high hinged door insert, 2-6" box and 3-10.5" file drawers on other side. Comes with 3 locks.</p>	ML2460□-2B3F10	63 ¼"	24"	24"	180	\$3276	+\$328
	ML3060□-2B3F10 left-handed hinged door	63 ¼"	30"	24"	198	\$3762	+\$377
	MR2460□-2B3F10	63 ¼"	24"	24"	180	\$3276	+\$328
	MR3060□-2B3F10 right-handed hinged door (illustrated)	63 ¼"	30"	24"	198	\$3762	+\$377
 <p>Full-length door with coat rod on one side, 15" high hinged door insert, 1-7.5" box and 3-12" file drawers on other side. Comes with 3 locks.</p>	ML2460□-B73F	63 ¼"	24"	24"	180	\$3073	+\$308
	ML3060□-B73F left-handed hinged door	63 ¼"	30"	24"	198	\$3544	+\$356
	MR2460□-B73F	63 ¼"	24"	24"	180	\$3073	+\$308
	MR3060□-B73F right-handed hinged door (illustrated)	63 ¼"	30"	24"	198	\$3544	+\$356
 <p>Full-length door with coat rod on one side, 24" high hinged door insert with 1 shelf, 2-6" box and 2-12" file drawers on other side. Comes with 3 locks.</p>	ML2460□-2B2F	63 ¼"	24"	24"	180	\$3102	+\$311
	ML3060□-2B2F left-handed hinged door	63 ¼"	30"	24"	198	\$3572	+\$358
	MR2460□-2B2F	63 ¼"	24"	24"	180	\$3102	+\$311
	MR3060□-2B2F right-handed hinged door (illustrated)	63 ¼"	30"	24"	198	\$3572	+\$358

How to order

1. Specify product number.
2. Specify finish color.
3. Specify options.

Product code key example

MR2460□-3F

- M** Modular Series
R right-handed door
24 tower width
60 interior height
 □ **E** -9900 Series
 R -Radius Series
3 number of drawers
F 12" file drawer

General information

Exterior cabinet heights are actual heights with glides fully recessed. Units containing pencil and/or box drawers include one pencil tray per unit. Each box drawer contains one steel divider. 10½" and 12" drawers have one sliding rail for side-to-side filing of letter size folders or printout binders. Hinged doors are standard with self closing European style hinges and open 110°.

A hinged door insert includes a bottom shelf. This means that the insert door height and usable interior space is actually 1 ½" less than the heights noted in the descriptions.

Counterweights

See Counterweight matrix on page 022.

Lock option


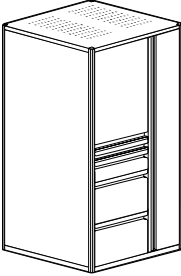
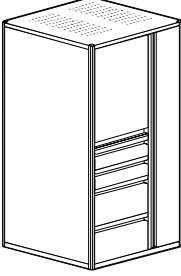
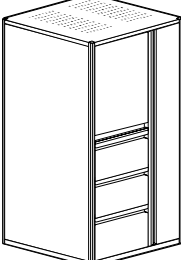
Modular towers come standard with lock. If lock is not required add suffix '**NL**' after product number. Deduct \$48 list per lock.

Accessories

Refer to Accessories section for options.

Finishes

Refer to Finishes section for color options. Interior drawer bodies and shelves are finished in Eco Black. Bookshelves in side access towers are the same finish as the case.

Description	Part number	Exterior height	Width	Depth	Weight (lbs)	Neutral paint/ base price	Accent paint
 <p>Full-length door with coat rod on one side, 24" high hinged door insert with 1 shelf and 3-12" file drawers on other side. Comes with 3 locks.</p>	ML2460□-3F	63 ¼"	24"	24"	180	\$3033	+\$304
	ML3060□-3F left-handed hinged door	63 ¼"	30"	24"	198	\$3495	+\$351
	MR2460□-3F	63 ¼"	24"	24"	180	\$3033	+\$304
	MR3060□-3F right-handed hinged door (illustrated)	63 ¼"	30"	24"	198	\$3495	+\$351
 <p>Full-length door with coat rod on one side, 27" high hinged door insert with 1 shelf, 1-3" pencil, 1-6" box and 2-12" file drawers on other side. Comes with 3 locks.</p>	ML2460□-PB2F	63 ¼"	24"	24"	180	\$3102	+\$311
	ML3060□-PB2F left-handed hinged door	63 ¼"	30"	24"	198	\$3572	+\$358
	MR2460□-PB2F	63 ¼"	24"	24"	180	\$3102	+\$311
	MR3060□-PB2F right-handed hinged door (illustrated)	63 ¼"	30"	24"	198	\$3572	+\$358
 <p>Full-length door with coat rod on one side, 27" high hinged door insert with 1 shelf, 2-6" box and 2-10.5" file drawers on other side. Comes with 3 locks.</p>	ML2460□2B2F10	63 ¼"	24"	24"	180	\$3102	+\$311
	ML3060□2B2F10 left-handed hinged door	63 ¼"	30"	24"	198	\$3572	+\$358
	MR2460□2B2F10	63 ¼"	24"	24"	180	\$3102	+\$311
	MR3060□2B2F10 right-handed hinged door (illustrated)	63 ¼"	30"	24"	198	\$3572	+\$358
 <p>Full-length door with coat rod on one side, 25.5" high hinged door insert with 1 shelf, 2-10.5" and 1-12" file drawer on other side. Comes with 3 locks.</p>	ML2460□-2F10F	63 ¼"	24"	24"	180	\$3033	+\$304
	ML3060□-2F10F left-handed hinged door	63 ¼"	30"	24"	198	\$3495	+\$351
	MR2460□-2F10F	63 ¼"	24"	24"	180	\$3033	+\$304
	MR3060□-2F10F right-handed hinged door (illustrated)	63 ¼"	30"	24"	198	\$3495	+\$351

Towers

Modular Towers Monolithic Units

How to order

1. Specify product number.
2. Specify finish color.
3. Specify options.

Product code key example

MR2460□-P10FK

- M** Modular Series
R right-handed door
24 tower width
60 interior height
□ **E** -9900 Series
R -Radius Series
P pencil drawer
F10 10 ½" file drawer
F 12" file drawer
K bookcase

General information

Exterior cabinet heights are actual heights with glides fully recessed. Units containing pencil and/or box drawers include one pencil tray per unit. Each box drawer contains one steel divider. 10½" and 12" drawers have one sliding rail for side-to-side filing of letter size folders or printout binders. Hinged doors are standard with self closing European style hinges and open 110°.

Counterweights

See Counterweight matrix on page 022.

Lock option

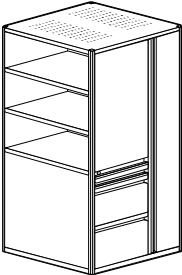
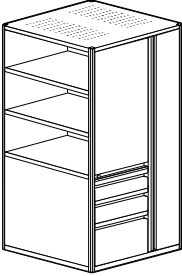
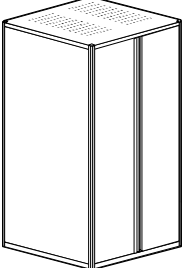
Modular towers come standard with lock. If lock is not required add suffix 'NL' after product number. Deduct \$48 list per lock.

Accessories

Refer to Accessories section for options.

Finishes

Refer to Finishes section for color options. Interior drawer bodies and shelves are finished in Eco Black. Bookshelves in side access towers are the same finish as the case.

Description	Part number	Exterior height	Width	Depth	Weight (lbs)	Neutral paint/ base price	Accent paint
 <p>Full-length door with coat rod on one side, 33" high side access bookcase with 2 shelves, 1-3" pencil, 1-10.5" and 1-12" file drawer on the other side. Comes with 2 shelves. Comes with 2 locks.</p>	ML2460□PF10FK	63 ¼"	24"	24"	180	\$2577	+\$258
	ML3060□PF10FK left-handed hinged door	63 ¼"	30"	24"	198	\$2698	+\$270
	MR2460□PF10FK	63 ¼"	24"	24"	180	\$2577	+\$258
	MR3060□PF10FK right-handed hinged door (illustrated)	63 ¼"	30"	24"	198	\$2698	+\$270
 <p>Full-length door on with coat rod one side, 33" high side access bookcase with 2 shelves, 1-6" box, 1-7.5" box and 1-12" file drawer on other side. Comes with 2 locks.</p>	ML2460□BB7FK	63 ¼"	24"	24"	180	\$2577	+\$258
	ML3060□BB7FK left-handed hinged door	63 ¼"	30"	24"	198	\$2698	+\$270
	MR2460□BB7FK	63 ¼"	24"	24"	180	\$2577	+\$258
	MR3060□BB7FK right-handed hinged door (illustrated)	63 ¼"	30"	24"	198	\$2698	+\$270
 <p>Two full-length hinged doors. Coat rod on one side and shelves on the other. Comes with 2 locks.</p>	ML2460□-HD	63 ¼"	24"	24"	140	\$2067	+\$208
	ML3060□-HD coat rod on left side	63 ¼"	30"	24"	168	\$2219	+\$223
	MR2460□-HD	63 ¼"	24"	24"	140	\$2067	+\$208
	MR3060□-HD coat rod on right side	63 ¼"	30"	24"	168	\$2219	+\$223

Construction

Cabinets are of all-welded construction using high quality, tension leveled cold rolled steel. The steel gauges selected for drawer fronts, bodies and accessories ensure the highest quality durability and performance for all components.

Construction features & benefits

1. All interiors are modular and interchangeable so that cabinets can be retrofitted with new accessories and interiors as required.
2. Corners are strengthened with a reinforcing gusset and are welded at junction of top and case fronts, eliminating horizontal lines for a cleaner, flush appearance on the face of the cabinet.
3. Absence of scissor mechanism in doors and drawers eliminates the potential for scissors binding and facilitates reconfiguration of cabinet openings as needed.
4. Units have sound-absorbing materials for quieter operation – a particular asset in open plan environments.
5. Box drawer sides are slotted on 1" centers to allow for maximum flexibility for drawer division.
6. Box drawer side double-wall construction provides clean appearance and enclosed divider slots.
7. File drawer bodies have full-height sides to accommodate hanging file folders, eliminating the need for optional file frames.
8. Front leading edge of fixed shelf is flat for easy removal of material.
9. Fully-progressive ball bearing suspensions are staged so that left and right sides work in unison. This provides smooth drawer operation with minimum force.
10. Special "claw-like" device incorporated in suspensions "grips" the fixed section of the suspension arm preventing drawer bounce-back or creep when drawer is closed.
11. Lock fingers are configured with right angle bend upward, not downward, so that lift-up doors cannot be pulled down to disengage fingers from door slots and be forced to circumvent lock system.
12. Shorter hinged door unit is equipped with one adjustable shelf, slotted on 1" centers for dividers.
13. Self-closing, 110° opening, European style cupboard hinges provide smooth hinged door operation. Hinges are not visible from the exterior of the cabinet.
14. All Towers and Lockers, with the exception of the 26 7/8" high locker, have ventilation holes in the top of the cabinet to enhance air circulation within the full-height door and the shorter hinged door sections.
15. 30" and 36" wide Lockers and Towers have ventilation holes along the length of the full-height door. The liner or inside of the front is offset to eliminate sight-lines into the cabinet. 24" and 42" wide Lockers and Towers do not have ventilation holes in the full-height door.
16. Lock bars operate vertically on both sides of the cabinet for maximum security.

Drawer construction

Radius drawer and door fronts are 3/4" thick and feature a 7/8" radius at the drawer and lift-up door top and bottom and hinged door sides. This detail adds 5/8" overall to cabinet depth (included in dimensions shown). Pulls are black ABS plastic, recessed in drawer and lift-up door sides and in hinged door tops and bottoms.

9900 fronts have full width integral pulls.

Safelock™

The patented Safelock mechanism is standard on the 42" wide Locker and on Towers and Lockers that have more than one file (10 1/2" and 12") drawer. It provides complete security against accidental opening of two or more drawers simultaneously. When any drawer is extended, even fractionally, Safelock ensures that all other openings immediately become inoperable.

Counterweights

See Counterweight matrix on page 022.

Drawer standard equipment

Lockers and Towers containing 3" or 6" drawers are provided with one pencil tray per cabinet. 6" drawers are additionally standard with one steel divider. 10 1/2", 12" and 15" letter-width file drawers have one suspension bar for side-to-side filing of letter or legal-size folders.

Full-width pullout drawers are standard with one pair hangfile bars for side-to-side suspended filing. Full-width fixed shelves are standard with 3 plate dividers. Optional accessories are available.

Glides

Overall heights are inclusive of metal glides. Heights may be increased up to 3/8" by extending standard glide. Glides are accessible from inside the cabinet when the bottom drawer is fully extended or removed and may be adjusted with a 1/4" socket driver.

Optional 1 1/2" stem glides are available. Specify separately and add \$25 list to the cabinet price. Requires field installation.

Locks

Workplace Towers and Lockers come standard with lock. If lock is not required add suffix '/NL' after product number.

Deduct \$48 list per lock. For lock location, see guide at the beginning of this price list. Locks are available in Chrome and Black finish. Specify.

Random keying is standard. Files may be ordered keyed alike. Specify. Locks feature removable core and are standard with two keys, one of which has a black neoprene plastic key cover.

Cabinets originally ordered as non-locking may be field installed with the addition of locking bars and a lock core. Please contact Office Specialty Client Services for required parts. Specify lateral file height and width or model number.

Master keys are available at \$43 list.

Finishes

Refer to the Finishes section of this price list.

Towers

Workplace Towers and Lockers

Wardrobes

How to order

1. Specify product number.
2. Specify case finish.
3. Specify front finish.
4. Specify options.

Product code key example

VL121839□-HD

- V** wardrobe
L left handed
12 cabinet width
18 nominal cabinet depth
39 interior height
E -9900 Series
HD hinged door

NOTE: Pricing for Drawer pull FP001 is standard. For additional pulls review pull option chart.

General information

Exterior cabinet heights are nominal. Actual heights (with glides fully recessed) are 1/8" less.

Adding rectangular glides increases exterior height.

Hinged doors are standard with self-closing European style hinges that open 110°. Shelves are slotted every 1 1/2" and are height adjustable in 1 1/2" increments. Shelf dividers are not included. See Accessories section.

Accessories

See Accessories section for counterweights and accessories.


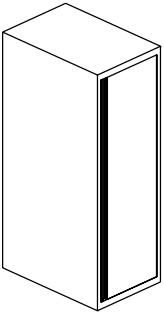
Lock option

Wardrobes come standard with lock.

If lock is not required add suffix 'NL' after product number. Deduct \$48 list per lock.

Finishes

Refer to Finishes section for color options. Interior drawer bodies and shelves are finished in Eco Black.

Description	Part number	Height	Width	Depth	Flat glides		Rectangular glides	Accent paint
					Coat rod + shelf/ Neutral paint	Shelves/ Neutral paint		
 <p>9900 Series Wardrobe Tower to match 44" h panel</p>	VL121839E-HD	41 7/8"	12"	18"	\$1130	\$1130	+\$28	+\$114
	VL122439E-HD	41 7/8"	12"	24"	\$1218	\$1218	+\$28	+\$122
	VL151839E-HD	41 7/8"	15"	18"	\$1218	\$1218	+\$28	+\$122
	VL152439E-HD	41 7/8"	15"	24"	\$1254	\$1254	+\$28	+\$126
	VL181839E-HD	41 7/8"	18"	18"	\$1254	\$1254	+\$28	+\$126
	VL182439E-HD	41 7/8"	18"	24"	\$1267	\$1267	+\$28	+\$127
	left-handed hinged door							
	VR121839E-HD	41 3/8"	12"	18"	\$1130	\$1130	+\$28	+\$114
	VR122439E-HD	41 3/8"	12"	24"	\$1218	\$1218	+\$28	+\$122
	VR151839E-HD	41 3/8"	15"	18"	\$1218	\$1218	+\$28	+\$122
	VR152439E-HD	41 3/8"	15"	24"	\$1254	\$1254	+\$28	+\$126
	VR181839E-HD	41 3/8"	18"	18"	\$1254	\$1254	+\$28	+\$126
	VR182439E-HD	41 3/8"	18"	24"	\$1267	\$1267	+\$28	+\$127
	right-handed hinged door (illustrated)							
 <p>9900 Series Wardrobe Tower to match 51" h panel</p>	VL121846E-HD	49 3/8"	12"	18"	\$1222	\$1222	+\$28	+\$123
	VL122446E-HD	49 3/8"	12"	24"	\$1290	\$1290	+\$28	+\$129
	VL151846E-HD	49 3/8"	15"	18"	\$1290	\$1290	+\$28	+\$129
	VL152446E-HD	49 3/8"	15"	24"	\$1362	\$1362	+\$28	+\$138
	VL181846E-HD	49 3/8"	18"	18"	\$1362	\$1362	+\$28	+\$138
	VL182446E-HD	49 3/8"	18"	24"	\$1434	\$1434	+\$28	+\$145
	left-handed hinged door							
	VR121846E-HD	49 3/8"	12"	18"	\$1222	\$1222	+\$28	+\$123
	VR122446E-HD	49 3/8"	12"	24"	\$1290	\$1290	+\$28	+\$129
	VR151846E-HD	49 3/8"	15"	18"	\$1290	\$1290	+\$28	+\$129
	VR152446E-HD	49 3/8"	15"	24"	\$1362	\$1362	+\$28	+\$138
	VR181846E-HD	49 3/8"	18"	18"	\$1362	\$1362	+\$28	+\$138
	VR182446E-HD	49 3/8"	18"	24"	\$1434	\$1434	+\$28	+\$145
	right-handed hinged door (illustrated)							

How to order

1. Specify product number.
2. Specify case finish.
3. Specify front finish.
4. Specify options.

Product code key example

VL121852□-HD

- V** wardrobe
- L** left handed
- 12** cabinet width
- 18** nominal cabinet depth
- 52** interior height
- E** -9900 Series
- HD** hinged door

NOTE: Pricing for Drawer pull FP001 is standard. For additional pulls review pull option chart.

General information

Exterior cabinet heights are nominal. Actual heights (with glides fully recessed) are 1/8" less.

Adding rectangular glides increases exterior height.

Hinged doors are standard with self-closing European style hinges that open 110°.

Shelves are slotted every 1 1/2" and are height adjustable in 1 1/2" increments. Shelf dividers are not included. See Accessories section.

Accessories

See Accessories section for counterweights and accessories.

Lock option

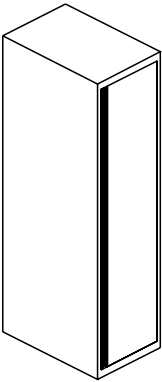
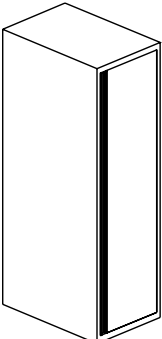
Wardrobes come standard with lock.

If lock is not required add suffix 'NL' after product number. Deduct \$48 list per lock.

Finishes

Refer to Finishes section for color options.

Interior drawer bodies and shelves are finished in Eco Black.

Description	Part number	Height	Width	Depth	Flat glides		Rectangular glides	Accent paint
					Coat rod + shelf/ Neutral paint	Shelves/ Neutral paint		
 <p>9900 Series Wardrobe Tower to match 57" h panel</p>	VL121852E-HD	55 3/8"	12"	18"	\$1329	\$1329	+\$28	+\$133
	VL122452E-HD	55 3/8"	12"	24"	\$1375	\$1375	+\$28	+\$139
	VL151852E-HD	55 3/8"	15"	18"	\$1375	\$1375	+\$28	+\$139
	VL152452E-HD	55 3/8"	15"	24"	\$1424	\$1424	+\$28	+\$144
	VL181852E-HD	55 3/8"	18"	18"	\$1424	\$1424	+\$28	+\$144
	VL182452E-HD	55 3/8"	18"	24"	\$1471	\$1471	+\$28	+\$148
	left-handed hinged door							
	VR121852E-HD	55 3/8"	12"	18"	\$1329	\$1329	+\$28	+\$133
	VR122452E-HD	55 3/8"	12"	24"	\$1375	\$1375	+\$28	+\$139
	VR151852E-HD	55 3/8"	15"	18"	\$1375	\$1375	+\$28	+\$139
	VR152452E-HD	55 3/8"	15"	24"	\$1424	\$1424	+\$28	+\$144
	VR181852E-HD	55 3/8"	18"	18"	\$1424	\$1424	+\$28	+\$144
	VR182452E-HD	55 3/8"	18"	24"	\$1471	\$1471	+\$28	+\$148
	right-handed hinged door (illustrated)							
 <p>9900 Series Wardrobe Tower to match 64" h panel</p>	VL121860E-HD	62 7/8"	12"	18"	\$1358	\$1358	+\$28	+\$137
	VL122460E-HD	62 7/8"	12"	24"	\$1434	\$1434	+\$28	+\$145
	VL151860E-HD	62 7/8"	15"	18"	\$1434	\$1434	+\$28	+\$145
	VL152460E-HD	62 7/8"	15"	24"	\$1475	\$1475	+\$28	+\$149
	VL181860E-HD	62 7/8"	18"	18"	\$1475	\$1475	+\$28	+\$149
	VL182460E-HD	62 7/8"	18"	24"	\$1517	\$1517	+\$28	+\$153
	left-handed hinged door							
	VR121860E-HD	62 7/8"	12"	18"	\$1358	\$1358	+\$28	+\$137
	VR122460E-HD	62 7/8"	12"	24"	\$1434	\$1434	+\$28	+\$145
	VR151860E-HD	62 7/8"	15"	18"	\$1434	\$1434	+\$28	+\$145
	VR152460E-HD	62 7/8"	15"	24"	\$1475	\$1475	+\$28	+\$149
	VR181860E-HD	62 7/8"	18"	18"	\$1475	\$1475	+\$28	+\$149
	VR182460E-HD	62 7/8"	18"	24"	\$1517	\$1517	+\$28	+\$153
	right-handed hinged door (illustrated)							

Towers

Workplace Towers and Lockers Wardrobes

How to order

1. Specify product number.
2. Specify case finish.
3. Specify front finish.
4. Specify options.

Product code key example

VL121839□-HD

- V** wardrobe
L left handed
12 cabinet width
18 nominal cabinet depth
39 interior height
E -9900 Series
HD hinged door

NOTE: Pricing for Drawer pull FP001 is standard. For additional pulls review pull option chart.

General information

Exterior cabinet heights are nominal. Actual heights (with glides fully recessed) are 1/8" less.

Hinged doors are standard with self-closing European style hinges that open 110°.

Shelves are slotted every 1 1/2" and are height adjustable in 1 1/2" increments. Shelf dividers are not included. See Accessories section.

Accessories

See Accessories section for counterweights and accessories.

Lock option

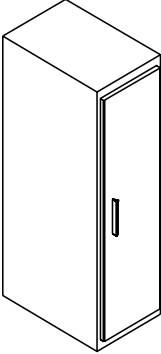
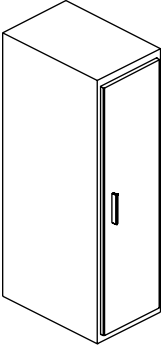
Wardrobes come standard with lock.

If lock is not required add suffix 'NL' after product number. Deduct \$48 list per lock.

Nuform Wardrobes are available with an eLock option. Add \$310 to list price for eLock.

Finishes

Refer to Finishes section for finish options for case, Nuform Woodgrain fronts. Drawer bodies and accessories are finished in Eco Black.

Description	Part number	Height	Width	Depth	Flat glides		Rectangular glides	Accent paint
					Coat rod + shelf/ Neutral paint	Shelves/ Neutral paint		
 <p>Nuform Wardrobe Tower to match 44" h panel eLock option available</p>	VL121839Q-HD	41 7/8"	12"	18"	\$1358	\$1337	+\$28	+\$137
	VL122439Q-HD	41 7/8"	12"	24"	\$1463	\$1441	+\$28	+\$148
	VL151839Q-HD	41 7/8"	15"	18"	\$1463	\$1441	+\$28	+\$148
	VL152439Q-HD	41 7/8"	15"	24"	\$1504	\$1481	+\$28	+\$152
	VL181839Q-HD	41 7/8"	18"	18"	\$1504	\$1481	+\$28	+\$152
	VL182439Q-HD	41 7/8"	18"	24"	\$1520	\$1358	+\$28	+\$153
	left-handed hinged door							
	VR121839Q-HD	41 3/8"	12"	18"	\$1358	\$1463	+\$28	+\$137
	VR122439Q-HD	41 3/8"	12"	24"	\$1463	\$1463	+\$28	+\$148
	VR151839Q-HD	41 3/8"	15"	18"	\$1463	\$1504	+\$28	+\$148
	VR152439Q-HD	41 3/8"	15"	24"	\$1504	\$1504	+\$28	+\$152
	VR181839Q-HD	41 3/8"	18"	18"	\$1504	\$1520	+\$28	+\$152
VR182439Q-HD	41 3/8"	18"	24"	\$1520	\$1358	+\$28	+\$153	
right-handed hinged door (illustrated)								
 <p>Nuform Wardrobe Tower to match 51" h panel eLock option available</p>	VL121846Q-HD	49 3/8"	12"	18"	\$1467	\$1463	+\$28	+\$148
	VL122446Q-HD	49 3/8"	12"	24"	\$1547	\$1463	+\$28	+\$156
	VL151846Q-HD	49 3/8"	15"	18"	\$1547	\$1504	+\$28	+\$156
	VL152446Q-HD	49 3/8"	15"	24"	\$1632	\$1504	+\$28	+\$164
	VL181846Q-HD	49 3/8"	18"	18"	\$1632	\$1520	+\$28	+\$164
	VL182446Q-HD	49 3/8"	18"	24"	\$1722	\$1467	+\$28	+\$173
	left-handed hinged door							
	VR121846Q-HD	49 3/8"	12"	18"	\$1467	\$1547	+\$28	+\$148
	VR122446Q-HD	49 3/8"	12"	24"	\$1547	\$1547	+\$28	+\$156
	VR151846Q-HD	49 3/8"	15"	18"	\$1547	\$1632	+\$28	+\$156
	VR152446Q-HD	49 3/8"	15"	24"	\$1632	\$1632	+\$28	+\$164
	VR181846Q-HD	49 3/8"	18"	18"	\$1632	\$1722	+\$28	+\$164
VR182446Q-HD	49 3/8"	18"	24"	\$1722	\$1467	+\$28	+\$173	
right-handed hinged door (illustrated)								

How to order

1. Specify product number.
2. Specify case finish.
3. Specify front finish.
4. Specify options.

Product code key example

VL121839□-HD

- V** wardrobe
- L** left handed
- 12** cabinet width
- 18** nominal cabinet depth
- 39** interior height
- E** -9900 Series
- HD** hinged door

NOTE: Pricing for Drawer pull FP001 is standard. For additional pulls review pull option chart.

General information

Exterior cabinet heights are nominal. Actual heights (with glides fully recessed) are 1/8" less.

Hinged doors are standard with self-closing European style hinges that open 110°.

Shelves are slotted every 1 1/2" and are height adjustable in 1 1/2" increments. Shelf dividers are not included. See Accessories section.

Accessories

See Accessories section for counterweights and accessories.

Lock option

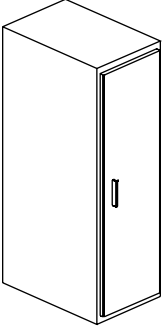
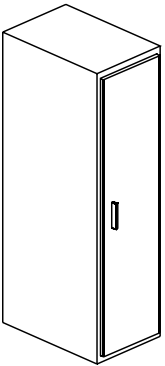
Wardrobes come standard with lock.

If lock is not required add suffix 'NL' after product number. Deduct \$48 list per lock.

Nuform Wardrobes are available with an eLock option. Add \$310 to list price for eLock.

Finishes

Refer to Finishes section for finish options for case, Nuform Woodgrain fronts. Drawer bodies and accessories are finished in Eco Black.

Description	Part number	Height	Width	Depth	Flat glides			
					Coat rod + shelf/ Neutral paint	Shelves/ Neutral paint	Rectangular glides	Accent paint
 <p>Nuform Wardrobe Tower to match 57" h panel eLock option available</p>	VL121852Q-HD	55 3/8"	12"	18"	\$1595	\$1547	+\$28	+\$161
	VL122452Q-HD	55 3/8"	12"	24"	\$1650	\$1547	+\$28	+\$166
	VL151852Q-HD	55 3/8"	15"	18"	\$1650	\$1632	+\$28	+\$166
	VL152452Q-HD	55 3/8"	15"	24"	\$1706	\$1632	+\$28	+\$171
	VL181852Q-HD	55 3/8"	18"	18"	\$1706	\$1722	+\$28	+\$171
	VL182452Q-HD	55 3/8"	18"	24"	\$1765	\$1595	+\$28	+\$177
	left-handed hinged door							
	VR121852Q-HD	55 3/8"	12"	18"	\$1595	\$1650	+\$28	+\$161
	VR122452Q-HD	55 3/8"	12"	24"	\$1650	\$1650	+\$28	+\$166
	VR151852Q-HD	55 3/8"	15"	18"	\$1650	\$1706	+\$28	+\$166
	VR152452Q-HD	55 3/8"	15"	24"	\$1706	\$1706	+\$28	+\$171
	VR181852Q-HD	55 3/8"	18"	18"	\$1706	\$1765	+\$28	+\$171
	VR182452Q-HD	55 3/8"	18"	24"	\$1765	\$1595	+\$28	+\$177
	right-handed hinged door (illustrated)							
 <p>Nuform Wardrobe Tower to match 64" h panel eLock option available</p>	VL121860Q-HD	62 7/8"	12"	18"	\$1629	\$1650	+\$28	+\$164
	VL122460Q-HD	62 7/8"	12"	24"	\$1722	\$1650	+\$28	+\$173
	VL151860Q-HD	62 7/8"	15"	18"	\$1722	\$1706	+\$28	+\$173
	VL152460Q-HD	62 7/8"	15"	24"	\$1771	\$1706	+\$28	+\$178
	VL181860Q-HD	62 7/8"	18"	18"	\$1771	\$1765	+\$28	+\$178
	VL182460Q-HD	62 7/8"	18"	24"	\$1819	\$1629	+\$28	+\$183
	left-handed hinged door							
	VR121860Q-HD	62 7/8"	12"	18"	\$1629	\$1722	+\$28	+\$164
	VR122460Q-HD	62 7/8"	12"	24"	\$1722	\$1722	+\$28	+\$173
	VR151860Q-HD	62 7/8"	15"	18"	\$1722	\$1771	+\$28	+\$173
	VR152460Q-HD	62 7/8"	15"	24"	\$1771	\$1771	+\$28	+\$178
	VR181860Q-HD	62 7/8"	18"	18"	\$1771	\$1819	+\$28	+\$178
	VR182460Q-HD	62 7/8"	18"	24"	\$1819	\$1629	+\$28	+\$183
	right-handed hinged door (illustrated)							

Towers

Workplace Towers and Lockers

Towers

How to order

1. Specify product number.
2. Specify finish color.
3. Specify options.

Product code key example

TR24405□-PF10

- T** Workplace Tower
R right-handed door
24 tower width
405 interior height
□ **E** -9900 Series
R -Radius Series
P pencil drawer
F10 10 ½" file drawer

General information

Exterior cabinet heights are nominal. Actual heights (with glides fully recessed) are ⅛" less. Units containing pencil and/or box drawers include one pencil tray per unit. Each box drawer contains one steel divider. 10½" and 12" drawers have one sliding rail for side-to-side filing of letter size folders or printout binders. Hinged doors are standard with self closing European style hinges and open 110°.

A hinged door insert includes a bottom shelf. This means that the insert door height and usable interior space is actually 1 ½" less than the heights noted in the descriptions.

Counterweights

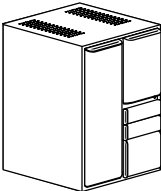

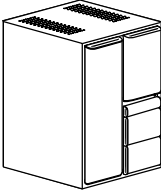
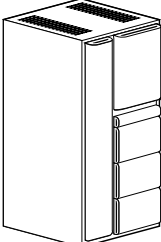
See Counterweight matrix on page 022.

Lock option

Workplace towers come standard with lock. If lock is not required add suffix 'NL' after product number. Deduct \$48 list per lock.

Finishes

Refer to Finishes section for color options. Interior drawer bodies and shelves are finished in Eco Black. Bookshelves in side access towers are the same finish as the case.

Description	Part number	Exterior height	Width	Depth	Weight (lbs)	Neutral paint/ base price	Accent paint
 <p>Full-length door 9" wide on one side, 16.5" high hinged door insert, 2-6" box and 1-12" file drawers on other side. Can be specified with/without mobile file kit.</p>	TL24405□-2BF	43 ⅜"	24"	24"	130	\$2822	+\$283
	TL30405□-2BF	43 ⅜"	30"	24"	140	\$3229	+\$324
	TR24405□-2BF	43 ⅜"	24"	24"	130	\$2822	+\$283
	TR30405□-2BF	43 ⅜"	30"	24"	140	\$3229	+\$324
 <p>Full-length door 9" wide on one side, 27" high hinged door insert, 1-3" pencil and 1-10.5" file drawers on other side. Can be specified with/without mobile file kit.</p>	TL24405□-PF10	43 ⅜"	24"	24"	130	\$2777	+\$279
	TL30405□-PF10	43 ⅜"	30"	24"	140	\$3177	+\$318
	TR24405□-PF10	43 ⅜"	24"	24"	130	\$2777	+\$279
	TR30405□-PF10	43 ⅜"	30"	24"	140	\$3177	+\$318
 <p>Full-length door 9" wide on one side, 16.5" high hinged door insert, 1-3" pencil and 2-10.5" file drawers on other side. Can be specified with/without mobile file kit.</p>	TL24405□-P2F10	43 ⅜"	24"	24"	130	\$2822	+\$283
	TL30405□-P2F10	43 ⅜"	30"	24"	140	\$3229	+\$324
	TR24405□-P2F10	43 ⅜"	24"	24"	130	\$2822	+\$283
	TR30405□-P2F10	43 ⅜"	30"	24"	140	\$3229	+\$324
 <p>Full-length door 8 ⅜" wide on one side, 24" hinged door insert, 1-3" pencil and 3-10.5" file drawers 13 ⅝" wide on the other.</p>	TL2458□-P3F10	61 ⅜"	24"	24"	185	\$3218	+\$322
	TL3058□-P3F10	61 ⅜"	30"	24"	188	\$3686	+\$370
	TR2458□-P3F10	61 ⅜"	24"	24"	185	\$3218	+\$322
	TR3058□-P3F10	61 ⅜"	30"	24"	188	\$3686	+\$370

How to order

1. Specify product number.
2. Specify finish color.
3. Specify options.

Product code key example

TR2458□-3F10

- T** Workplace Tower
- R** right-handed door
- 24** tower width
- 58** interior height
- **E** -9900 Series
- **R** -Radius Series
- 3** number of drawers
- F10** 10 ½" file drawer

General information

Exterior cabinet heights are nominal. Actual heights (with glides fully recessed) are ⅛" less. Units containing pencil and/or box drawers include one pencil tray per unit. Each box drawer contains one steel divider. 10½" and 12" drawers have one sliding rail for side-to-side filing of letter size folders or printout binders. Hinged doors are standard with self closing European style hinges and open 110°.

A hinged door insert includes a bottom shelf. This means that the insert door height and usable interior space is actually 1 ½" less than the heights noted in the descriptions.

Counterweights

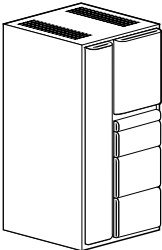
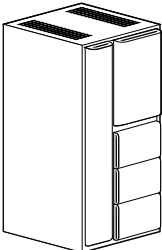
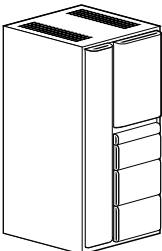
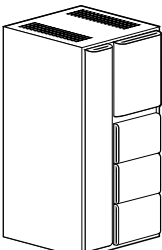
See Counterweight matrix on page 022.

Lock option

Workplace towers come standard with lock. If lock is not required add suffix 'NL' after product number. Deduct \$48 list per lock.

Finishes

Refer to Finishes section for color options. Interior drawer bodies and shelves are finished in Eco Black. Bookshelves in side access towers are the same finish as the case.

Description	Part number	Exterior height	Width	Depth	Weight (lbs)	Neutral paint/ base price	Accent paint
 <p>Full-length door 8 ⅜" wide on one side, 24" hinged door insert 1-3" pencil, 1-7.5" box and 2-12" file drawers 13 ⅝" wide on the other.</p>	TL2458□-PB7FF	61 ⅜"	24"	24"	185	\$3218	+\$322
	TL3058□-PB7FF	61 ⅜"	30"	24"	185	\$3686	+\$370
	TR2458□-PB7FF	61 ⅜"	24"	24"	185	\$3218	+\$322
	TR3058□-PB7FF	61 ⅜"	30"	24"	185	\$3686	+\$370
 <p>Full-length door 8 ⅜" wide on one side, 27" hinged door insert and 3-10.5" file drawers 13 ⅝" wide on the other.</p>	TL2458□-3F10	61 ⅜"	24"	24"	188	\$3149	+\$316
	TL3058□-3F10	61 ⅜"	30"	24"	185	\$3608	+\$362
	TR2458□-3F10	61 ⅜"	24"	24"	188	\$3149	+\$316
	TR3058□-3F10	61 ⅜"	30"	24"	185	\$3608	+\$362
 <p>Full-length door 8 ⅜" wide on one side, 27" hinged door insert 1-3" pencil, 1-7.5" box and 2-10.5" file drawers 13 ⅝" wide on the other.</p>	TL2458□PB72F10	61 ⅜"	24"	24"	185	\$3218	+\$322
	TL3058□PB72F10	61 ⅜"	30"	24"	188	\$3686	+\$370
	TR2458□PB72F10	61 ⅜"	24"	24"	185	\$3218	+\$322
	TR3058□PB72F10	61 ⅜"	30"	24"	188	\$3686	+\$370
 <p>Full-length door 8 ⅜" wide on one side, 24" hinged door insert and 3-12" file drawers 13 ⅝" wide on the other.</p>	TL2460□-3F	62 ⅞"	24"	24"	185	\$3239	+\$325
	TR2460□-3F	62 ⅞"	24"	24"	185	\$3239	+\$325

Towers

Workplace Towers and Lockers

Towers

How to order

1. Specify product number.
2. Specify finish color.
3. Specify options.

Product code key example

TR2458□-PB2F

- T** Workplace Tower
R right-handed door
24 tower width
58 interior height
□ **E** -9900 Series
R -Radius Series
P pencil drawer
B 6" box drawer
2 number of drawers
F 12" file drawer

General information

Exterior cabinet heights are nominal. Actual heights (with glides fully recessed) are 1/8" less. Units containing pencil and/or box drawers include one pencil tray per unit. Each box drawer contains one steel divider. 10 1/2" and 12" drawers have one sliding rail for side-to-side filing of letter size folders or printout binders. Hinged doors are standard with self closing European style hinges and open 110°.

A hinged door insert includes a bottom shelf. This means that the insert door height and usable interior space is actually 1 1/2" less than the heights noted in the descriptions.

Counterweights

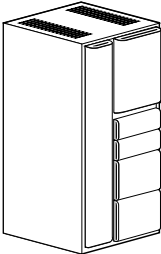
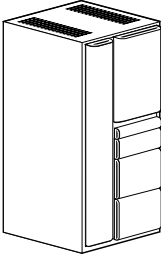
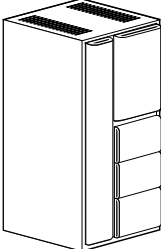
See Counterweight matrix on page 022.

Lock option

Workplace towers come standard with lock. If lock is not required add suffix 'NL' after product number. Deduct \$48 list per lock.

Finishes

Refer to Finishes section for color options. Interior drawer bodies and shelves are finished in Eco Black. Bookshelves in side access towers are the same finish as the case.

Description	Part number	Exterior height	Width	Depth	Weight (lbs)	Neutral paint/ base price	Accent paint
 <p>Full-length door 8 3/16" wide on one side, 24" hinged door insert, 2-6" box and 2-12" file drawers 13 5/8" wide on the other.</p>	TL2460□-2B2F left-handed hinged door (illustrated)	62 7/8"	24"	24"	185	\$3218	+\$322
	TR2460□-2B2F right-handed hinged door	62 7/8"	24"	24"	185	\$3218	+\$322
 <p>Full-length door 8 3/16" wide on one side, 27" hinged door insert, 1-3" pencil, 1-6" box and 2-12" file drawers 13 5/8" wide on the other.</p>	TL2460□-PB2F left-handed hinged door (illustrated)	62 7/8"	24"	24"	188	\$3218	+\$322
	TR2460□-PB2F right-handed hinged door	62 7/8"	24"	24"	188	\$3218	+\$322
 <p>Full-length door 8 3/16" wide on one side, 27" hinged door insert, 2-10.5" and 1-12" file drawers 13 5/8" wide on the other.</p>	TL2460□-2F10F left-handed hinged door (illustrated)	62 7/8"	24"	24"	185	\$3239	+\$325
	TR2460□-2F10F right-handed hinged door	62 7/8"	24"	24"	185	\$3239	+\$325

How to order

1. Specify product number.
2. Specify finish color.
3. Specify options.

Product code key example

WR3060□-2B2F

- W** Workplace locker
- R** right-handed door
- 30** locker width
- 60** interior height
- **R** -Radius Series
- 2** number of drawers
- B** 6" box drawer
- 2** number of drawers
- F** 12" file drawer

General information

Exterior cabinet heights are nominal. Actual heights (with glides fully recessed) are 1/8" less. Units containing pencil and/or box drawers include one pencil tray per unit. Each box drawer contains one steel divider. 10 1/2" and 12" drawers have one sliding rail for side-to-side filing of letter size folders or printout binders. Hinged doors are standard with self closing European style hinges and open 110°.

A hinged door insert includes a bottom shelf. This means that the insert door height and usable interior space is actually 1 1/2" less than the heights noted in the descriptions.

Counterweights

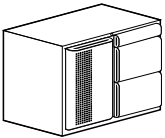
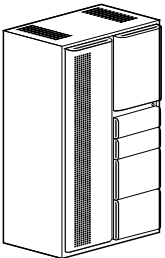
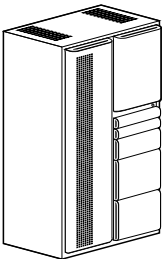
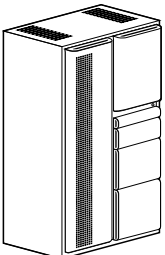
See Counterweight matrix on page 022.

Lock option

Workplace lockers come standard with lock. If lock is not required add suffix 'NL' after product number. Deduct \$48 list per lock.

Finishes

Refer to Finishes section for color options. Interior drawer bodies and shelves are finished in Eco Black. Bookshelves in side access towers are the same finish as the case.

Description	Part number	Exterior height	Width	Depth	Weight (lbs)	Neutral paint/ base price	Accent paint
 <p>Mini-locker Full-length door 14 1/4" wide on one side with 1-3" pencil and 2-10.5" file drawers on the other. Letter width</p>	WL3024□-P2F left-handed hinged door (illustrated)	26 7/8"	30"	18"	120	\$1269	+\$127
	WR3024□-P2F right-handed hinged door	26 7/8"	30"	18"	120	\$1269	+\$127
 <p>30" wide Full-length door 14 1/4" wide on one side with 24" hinged door insert, 2-6" box and 2-12" file drawers on the other. Letter width</p>	WL3060□-2B2F left-handed hinged door (illustrated)	62 7/8"	30"	18"	185	\$2899	+\$291
	WL3660□-2B2F left-handed hinged door (illustrated)	62 7/8"	36"	18"	205	\$3239	+\$325
	WR3060□-2B2F right-handed hinged door	62 7/8"	30"	18"	185	\$2899	+\$291
	WR3660□-2B2F right-handed hinged door	62 7/8"	36"	18"	205	\$3239	+\$325
 <p>30" wide Full-length door 14.25" wide on one side with 24" hinged door insert, 2-3" pencil, 1-6" box and 2-12" file drawers on the other. Letter width</p>	WL3060□-2PB2F left-handed hinged door (illustrated)	62 7/8"	30"	18"	188	\$2899	+\$291
	WL3660□-2PB2F left-handed hinged door (illustrated)	62 7/8"	36"	18"	210	\$3239	+\$325
	WR3060□-2PB2F right-handed hinged door	62 7/8"	30"	18"	188	\$2899	+\$291
	WR3660□-2PB2F right-handed hinged door	62 7/8"	36"	18"	210	\$3239	+\$325
 <p>30" wide Full-length door 14.25" wide on one side with 24" hinged door insert, 1-3" pencil, 1-6" box, 1-12" file and 1-15" EDP drawers on the other. Letter width</p>	WL3060□-PBFE left-handed hinged door (illustrated)	62 7/8"	30"	18"	185	\$2899	+\$291
	WL3660□-PBFE left-handed hinged door (illustrated)	62 7/8"	36"	18"	205	\$3239	+\$325
	WR3060□-PBFE right-handed hinged door	62 7/8"	30"	18"	185	\$2899	+\$291
	WR3660□-PBFE right-handed hinged door	62 7/8"	36"	18"	205	\$3239	+\$325

Towers

Workplace Towers and Lockers

Lockers

How to order

1. Specify product number.
2. Specify finish color.
3. Specify options.

Product code key example

WR3060□-4BF

- W** Workplace locker
R right-handed door
30 locker width
60 interior height
 □ **R** -Radius Series
4 number of drawers
B 6" box drawer
F 12" file drawer

General information

Exterior cabinet heights are nominal. Actual heights (with glides fully recessed) are 1/8" less. Units containing pencil and/or box drawers include one pencil tray per unit. Each box drawer contains one steel divider. 10 1/2" and 12" drawers have one sliding rail for side-to-side filing of letter size folders or printout binders. Hinged doors are standard with self closing European style hinges and open 110°.

A hinged door insert includes a bottom shelf. This means that the insert door height and usable interior space is actually 1 1/2" less than the heights noted in the descriptions.

Counterweights

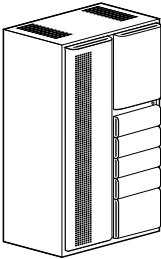
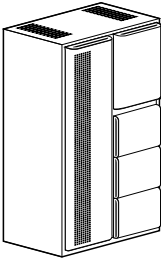
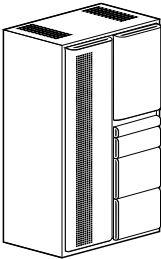
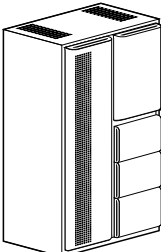
See Counterweight matrix on page 022.

Lock option

Workplace lockers come standard with lock. If lock is not required add suffix '/NL' after product number. Deduct \$48 list per lock.

Finishes

Refer to Finishes section for color options. Interior drawer bodies and shelves are finished in Eco Black. Bookshelves in side access towers are the same finish as the case.

Description	Part number	Exterior height	Width	Depth	Weight (lbs)	Neutral paint/ base price	Accent paint
 <p>30" wide Full-length door 14 1/4" wide on one side with 24" hinged door insert, 4-6" box and 1-12" file drawer on the other. Letter width</p>	WL3060□-4BF	62 7/8"	30"	18"	188	\$2899	+\$291
	WL3660□-4BF left-handed hinged door (illustrated)	62 7/8"	36"	18"	210	\$3239	+\$325
	WR3060□-4BF	62 7/8"	30"	18"	188	\$2899	+\$291
	WR3660□-4BF right-handed hinged door	62 7/8"	36"	18"	210	\$3239	+\$325
 <p>30" wide Full-length door 14 1/4" wide on one side with 24" hinged door insert and 3-12" file drawers on the other. Letter width</p>	WL3060□-3F	62 7/8"	30"	18"	185	\$2832	+\$284
	WL3660□-3F left-handed hinged door (illustrated)	62 7/8"	36"	18"	205	\$3198	+\$320
	WR3060□-3F	62 7/8"	30"	18"	185	\$2832	+\$284
	WR3660□-3F right-handed hinged door	62 7/8"	36"	18"	205	\$3198	+\$320
 <p>30" wide Full length door 14.25" wide on one side with 27" hinged door insert, 1-3" pencil, 1-6" box and 2-12" file drawers on the other. Letter width</p>	WL3060□-PB2F	62 7/8"	30"	18"	188	\$2899	+\$291
	WL3660□-PB2F left-handed hinged door (illustrated)	62 7/8"	36"	18"	210	\$3239	+\$325
	WR3060□-PB2F	62 7/8"	30"	18"	188	\$2899	+\$291
	WR3660□-PB2F right-handed hinged door	62 7/8"	36"	18"	210	\$3239	+\$325
 <p>30" wide Full-length door 14 1/4" wide on one side with 27" hinged door insert, 2-10.5" and 1-12" file drawer on the other. Letter width</p>	WL3060□-2F10F	62 7/8"	30"	18"	185	\$2832	+\$284
	WL3660□-2F10F left-handed hinged door (illustrated)	62 7/8"	36"	18"	205	\$3198	+\$320
	WR3060□-2F10F	62 7/8"	30"	18"	185	\$2832	+\$284
	WR3660□-2F10F right-handed hinged door	62 7/8"	36"	18"	205	\$3198	+\$320

How to order

1. Specify product number.
2. Specify finish color.
3. Specify options.

Product code key example

WR4260□-24H3F

- W** Workplace locker
R right-handed door
42 locker width
60 interior height
□ **R** -Radius Series
24 hinged door insert size
H hinged door
3 number of drawers
F 12" file drawer

General information

Exterior cabinet heights are nominal. Actual heights (with glides fully recessed) are 1/8" less. Units containing pencil and/or box drawers include one pencil tray per unit. Each box drawer contains one steel divider. 10 1/2" and 12" drawers have one sliding rail for side-to-side filing of letter size folders or printout binders. Hinged doors are standard with self closing European style hinges and open 110°.

A hinged door insert includes a bottom shelf. This means that the insert door height and usable interior space is actually 1 1/2" less than the heights noted in the descriptions.

Counterweights



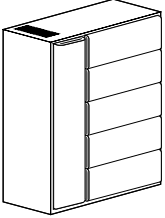
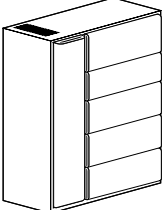
See Counterweight matrix on page 022.

Lock option

Workplace lockers come standard with lock. If lock is not required add suffix 'NL' after product number. Deduct \$48 list per lock.

Finishes

Refer to Finishes section for color options. Interior drawer bodies and shelves are finished in Eco Black. Bookshelves in side access towers are the same finish as the case.

Description	Part number	Exterior height	Width	Depth	Weight (lbs)	Neutral paint/ base price	Accent paint
 <p>Full-length door 11 3/16" wide on one side with 24" hinged door insert 28.5" wide and 3-12" file drawers 28 1/2" wide. Comes with 3 locks.</p>	WL4260□-24H3F left-handed hinged door (illustrated)	62 7/8"	42"	18"	225	\$3451	+\$346
	WR4260□-24H3F right-handed hinged door	62 7/8"	42"	18"	225	\$3451	+\$346
 <p>Full-length door 11 3/16" wide on one side with 27" hinged door insert 28.5" wide, 1-3" pencil, 1-6" box and 2-12" file drawers 28 1/2" wide. Comes with 3 locks.</p>	WL4260□27HPB2F left-handed hinged door (illustrated)	62 7/8"	42"	18"	225	\$3525	+\$354
	WR4260□27HPB2F right-handed hinged door	62 7/8"	42"	18"	225	\$3525	+\$354
 <p>Full-length door 11 3/16" wide on one side with 1-12" lift-up with pullout shelf and 4-12" file drawers 28 1/2" wide. Comes with 2 locks.</p>	WL4260□-5FF left-handed hinged door (illustrated)	62 7/8"	42"	18"	225	\$3525	+\$354
	WR4260□-5FF right-handed hinged door	62 7/8"	42"	18"	225	\$3525	+\$354
 <p>Full-length door 11.1875" wide on one side with 1-13.5" lift-up with fixed shelf, 1-10.5" file drawer and 3-12" file drawers 28 1/2" wide. Comes with 2 locks.</p>	WL4260□-LU4FF left-handed hinged door (illustrated)	62 7/8"	42"	18"	225	\$3525	+\$354
	WR4260□-LU4FF right-handed hinged door	62 7/8"	42"	18"	225	\$3525	+\$354

Towers

Workplace Towers and Lockers Cubbi-Stor

How to order

1. Specify product number.
2. Specify finish color.
3. Specify options.

Product code key example

WL3058R-6HDV

- WL** Workplace locker
30 tower width
58 interior height
R Radius Series
6 number of openings
HD hinged doors

General information

Exterior cabinet heights are nominal. Actual heights (with glides fully recessed) are $\frac{1}{8}$ " less. Hinged doors are standard with self closing European style hinges and open 110°.

A hinged door insert includes a bottom shelf. This means that the insert door height and usable interior space is actually 1 $\frac{1}{2}$ " less than the heights noted in the descriptions.

Lock option

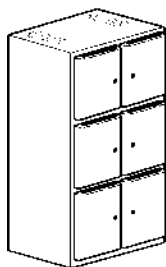
Cubbi-Stor come standard with lock. If lock is not required add suffix '/NL' after product number. Deduct \$48 list per lock.

Nuform Cubbi-Stor come with eLocks only.

Finishes

Refer to Finishes section for color options. Interior drawer bodies and shelves are finished in Eco Black. Bookshelves in side access towers are the same finish as the case.

Description	Part number	Exterior height	Width	Depth	Weight (lbs)	Neutral paint/ base price	Accent paint
-------------	-------------	-----------------	-------	-------	--------------	------------------------------	--------------



Cubbi-Stor with Radius Front, 2-18" high hinged doors over 1-19" high hinged door on each side. Locks are included

WL3058R-6HDVT

61 $\frac{3}{8}$ "

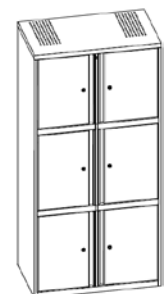
30"

18"

185

\$3104

+\$311



Cubbi-Stor with 9900 Front, 1-18" high hinged door over 2-19" high hinged doors on each side. Locks are included

WL3060E-6HDVT

62 $\frac{7}{8}$ "

30"

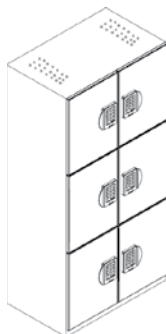
18"

185

\$2549

+\$259

Description	Part number	Exterior height	Width	Depth	Weight (lbs)	Neutral paint/ base price	eLock	Accent paint
-------------	-------------	-----------------	-------	-------	--------------	------------------------------	-------	--------------



Nuform Cubbi-Stor with eLock 1-18" high hinged doors and 2-19.5" high hinged door on each side

WL3060Q-6HDVT

62 $\frac{7}{8}$ "

30"

18"

200

\$3214

+\$2144

+\$322

How to order

1. Specify product number.
2. Specify finish color.
3. Specify options.

Product code key example

WL3058R-6HDV

- WL** Workplace locker
- 30** tower width
- 58** interior height
- R** Radius Series
- 6** number of openings
- HD** hinged doors

General information

Exterior cabinet heights are nominal. Actual heights (with glides fully recessed) are 1/8" less. Hinged doors are standard with self closing European style hinges and open 110°.

A hinged door insert includes a bottom shelf. This means that the insert door height and usable interior space is actually 1 1/2" less than the heights noted in the descriptions.

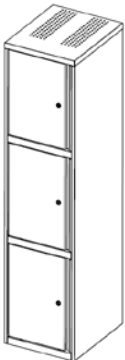
Lock option


Cubbi-Stor come standard with lock. If lock is not required add suffix '/NL' after product number. Deduct \$48 list per lock.

Nuform Cubbi-Stor come with eLocks only.

Finishes

Refer to Finishes section for color options. Interior drawer bodies and shelves are finished in Eco Black. Bookshelves in side access towers are the same finish as the case.

Description	Part number	Exterior height	Width	Depth	Weight (lbs)	Neutral paint/ base price	Accent paint
 <p>Single Cubbi-Stor with 9900 Front, 1-18" high hinged door over 2-19" high hinged doors Locks are included</p>	VL151860EM3HDVT left-handed hinged door (illustrated)	62 7/8"	15"	18"	—	\$1547	+\$158
	VR151860EM3HDVT right-handed hinged door	62 7/8"	15"	18"	—	\$1547	+\$158

Description	Part number	Exterior height	Width	Depth	Weight (lbs)	Neutral paint/ base price	Accent paint
 <p>Single Nuform Cubbi-Stor, 1-18" high hinged door over 2-19" high hinged doors Locks are included</p>	VL151860Q-3HDVT left-handed hinged door (illustrated)	62 7/8"	15"	18"	—	\$2659	+\$270
	VR151860Q-3HDVT right-handed hinged door	62 7/8"	15"	18"	—	\$2659	+\$270

Bookcases & display cabinets



Bookcases

How to order

1. Specify product number.
2. Specify finish color.
3. Specify options.

General information

Exterior cabinet heights are nominal.
Actual heights (with glides fully recessed) are 1/8" less. Bookcases are standard with adjustable non-slotted shelves.

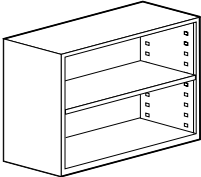
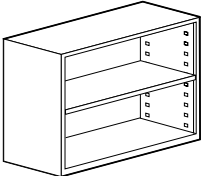
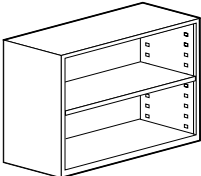
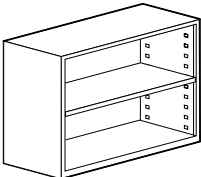
Finishes

Case interior and shelves match case interior paint color. Refer to Finishes section for color options.

Product code key example

3021-1BK15

- 30** cabinet width
- 21** interior height
- 1** number of shelves
- BK** bookcase
- 15** cabinet depth

Description	Part number	Exterior height	Width	Depth	Weight (lbs)	Neutral paint/ base price	Accent paint
 <p>2 High Bookcase, 23 7/8" h</p>	1821-1BK15	23 7/8"	18"	15"	50	\$627	+\$63
	2421-1BK15	23 7/8"	24"	15"	50	\$639	+\$64
	3021-1BK15	23 7/8"	30"	15"	50	\$651	+\$66
	3621-1BK15	23 7/8"	36"	15"	50	\$664	+\$67
	4221-1BK15	23 7/8"	42"	15"	50	\$676	+\$69
	1821-1BK18	23 7/8"	18"	18"	50	\$627	+\$63
	2421-1BK18	23 7/8"	24"	18"	50	\$639	+\$64
	3021-1BK18	23 7/8"	30"	18"	50	\$651	+\$66
	3621-1BK18	23 7/8"	36"	18"	50	\$664	+\$67
	4221-1BK18	23 7/8"	42"	18"	50	\$676	+\$69
 <p>2 High Bookcase, 25 3/8" h</p>	1822.5-1BK15	25 3/8"	18"	15"	50	\$637	+\$64
	2422.5-1BK15	25 3/8"	24"	15"	50	\$646	+\$65
	3022.5-1BK15	25 3/8"	30"	15"	50	\$655	+\$66
	3622.5-1BK15	25 3/8"	36"	15"	50	\$665	+\$67
	4222.5-1BK15	25 3/8"	42"	15"	50	\$676	+\$69
	1822.5-1BK18	25 3/8"	18"	18"	50	\$637	+\$64
	2422.5-1BK18	25 3/8"	24"	18"	50	\$646	+\$65
	3022.5-1BK18	25 3/8"	30"	18"	50	\$655	+\$66
	3622.5-1BK18	25 3/8"	36"	18"	50	\$665	+\$67
	4222.5-1BK18	25 3/8"	42"	18"	50	\$676	+\$69
 <p>2 High Bookcase, 26 7/8" h</p>	1824-1BK15	26 7/8"	18"	15"	60	\$633	+\$64
	2424-1BK15	26 7/8"	24"	15"	60	\$642	+\$65
	3024-1BK15	26 7/8"	30"	15"	60	\$651	+\$66
	3624-1BK15	26 7/8"	36"	15"	60	\$658	+\$66
	4224-1BK15	26 7/8"	42"	15"	60	\$669	+\$67
	1824-1BK18	26 7/8"	18"	18"	60	\$633	+\$64
	2424-1BK18	26 7/8"	24"	18"	60	\$642	+\$65
	3024-1BK18	26 7/8"	30"	18"	60	\$651	+\$66
	3624-1BK18	26 7/8"	36"	18"	60	\$658	+\$66
	4224-1BK18	26 7/8"	42"	18"	60	\$669	+\$67
 <p>2 High Bookcase, 29 7/8" h</p>	3027-1BK15	29 7/8"	30"	15"	65	\$658	+\$66
	3627-1BK15	29 7/8"	36"	15"	65	\$692	+\$71
	4227-1BK15	29 7/8"	42"	15"	65	\$704	+\$72
	3027-1BK18	29 7/8"	30"	18"	65	\$658	+\$66
	3627-1BK18	29 7/8"	36"	18"	65	\$692	+\$71
	4227-1BK18	29 7/8"	42"	18"	65	\$704	+\$72

How to order

1. Specify product number.
2. Specify finish color.
3. Specify options.

General information

Exterior cabinet heights are nominal.
Actual heights (with glides fully recessed) are 1/8" less. Bookcases are standard with adjustable non-slotted shelves.

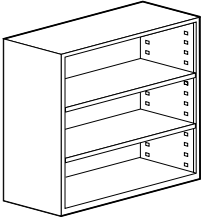
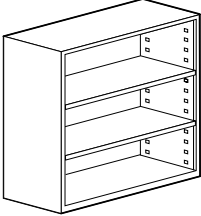
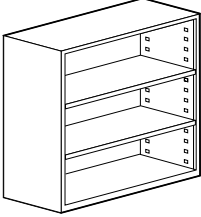
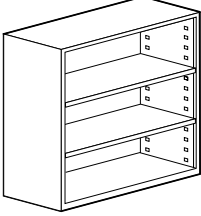
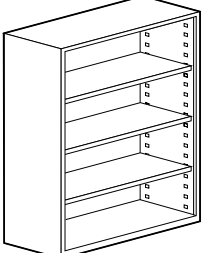
Finishes

Case interior and shelves match case interior paint color. Refer to Finishes section for color options.

Product code key example

3034.5-2BK15

- 30** cabinet width
- 34.5** interior height
- 2** number of shelves
- BK** bookcase
- 15** cabinet depth

Description	Part number	Exterior height	Width	Depth	Weight (lbs)	Neutral paint/ base price	Accent paint
 <p>3 High Bookcase, 34 3/8" h</p>	3031.5-2BK15	34 3/8"	30"	15"	70	\$736	+\$75
	3631.5-2BK15	34 3/8"	36"	15"	70	\$782	+\$79
	4231.5-2BK15	34 3/8"	42"	15"	70	\$799	+\$81
	3031.5-2BK18	34 3/8"	30"	18"	70	\$736	+\$75
	3631.5-2BK18	34 3/8"	36"	18"	70	\$782	+\$79
	4231.5-2BK18	34 3/8"	42"	18"	70	\$799	+\$81
 <p>3 High Bookcase, 37 3/8" h</p>	3034.5-2BK15	37 3/8"	30"	15"	75	\$921	+\$93
	3634.5-2BK15	37 3/8"	36"	15"	75	\$945	+\$96
	4234.5-2BK15	37 3/8"	42"	15"	75	\$971	+\$98
	3034.5-2BK18	37 3/8"	30"	18"	75	\$963	+\$97
	3634.5-2BK18	37 3/8"	36"	18"	75	\$982	+\$99
	4234.5-2BK18	37 3/8"	42"	18"	75	\$1015	+\$102
 <p>3 High Bookcase, 38 7/8" h</p>	3036-2BK15	38 7/8"	30"	15"	80	\$947	+\$96
	3636-2BK15	38 7/8"	36"	15"	80	\$971	+\$98
	4236-2BK15	38 7/8"	42"	15"	80	\$997	+\$101
	3036-2BK18	38 7/8"	30"	18"	80	\$982	+\$99
	3636-2BK18	38 7/8"	36"	18"	80	\$1001	+\$101
	4236-2BK18	38 7/8"	42"	18"	80	\$1035	+\$104
 <p>3 High Bookcase, 40 3/8" h</p>	3037.5-2BK15	40 3/8"	30"	15"	80	\$988	+\$100
	3637.5-2BK15	40 3/8"	36"	15"	80	\$1008	+\$102
	4237.5-2BK15	40 3/8"	42"	15"	80	\$1029	+\$104
	3037.5-2BK18	40 3/8"	30"	18"	80	\$1019	+\$103
	3637.5-2BK18	40 3/8"	36"	18"	80	\$1034	+\$104
	4237.5-2BK18	40 3/8"	42"	18"	80	\$1064	+\$107
 <p>4 High Bookcase, 44 7/8" h</p>	3042-3BK15	44 7/8"	30"	15"	85	\$1056	+\$106
	3642-3BK15	44 7/8"	36"	15"	85	\$1085	+\$109
	4242-3BK15	44 7/8"	42"	15"	85	\$1099	+\$111
	3042-3BK18	44 7/8"	30"	18"	85	\$1115	+\$112
	3642-3BK18	44 7/8"	36"	18"	85	\$1129	+\$114
	4242-3BK18	44 7/8"	42"	18"	85	\$1136	+\$114

Bookcases & display cabinets

Bookcases

How to order

1. Specify product number.
2. Specify finish color.
3. Specify options.

General information

Exterior cabinet heights are nominal.
Actual heights (with glides fully recessed) are $\frac{1}{8}$ " less. Bookcases are standard with adjustable non-slotted shelves.

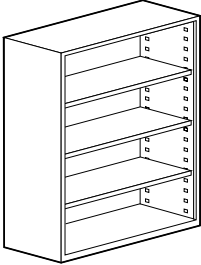
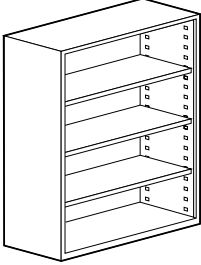
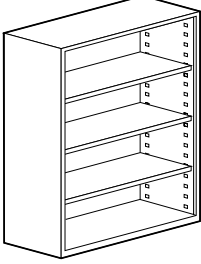
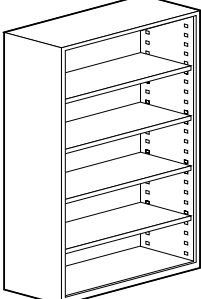
Finishes

Case interior and shelves match case interior paint color. Refer to Finishes section for color options.

Product code key example

3048-3BK15

- 30** cabinet width
48 interior height
3 number of shelves
BK bookcase
15 cabinet depth

Description	Part number	Exterior height	Width	Depth	Weight (lbs)	Neutral paint/ base price	Accent paint
 4 High Bookcase, 46 $\frac{3}{8}$ " h	3043.5-3BK15	46 $\frac{3}{8}$ "	30"	15"	100	\$1073	+\$108
	3643.5-3BK15	46 $\frac{3}{8}$ "	36"	15"	100	\$1080	+\$109
	4243.5-3BK15	46 $\frac{3}{8}$ "	42"	15"	100	\$1100	+\$111
	3043.5-3BK18	46 $\frac{3}{8}$ "	30"	18"	100	\$1122	+\$113
	3643.5-3BK18	46 $\frac{3}{8}$ "	36"	18"	100	\$1157	+\$116
	4243.5-3BK18	46 $\frac{3}{8}$ "	42"	18"	100	\$1182	+\$119
 4 High Bookcase, 50 $\frac{7}{8}$ " h	3048-3BK15	50 $\frac{7}{8}$ "	30"	15"	100	\$1099	+\$111
	3648-3BK15	50 $\frac{7}{8}$ "	36"	15"	100	\$1112	+\$112
	4248-3BK15	50 $\frac{7}{8}$ "	42"	15"	100	\$1122	+\$113
	3048-3BK18	50 $\frac{7}{8}$ "	30"	18"	100	\$1132	+\$114
	3648-3BK18	50 $\frac{7}{8}$ "	36"	18"	100	\$1160	+\$117
	4248-3BK18	50 $\frac{7}{8}$ "	42"	18"	100	\$1201	+\$121
 4 High Bookcase, 52 $\frac{3}{8}$ " h	3049.5-3BK15	52 $\frac{3}{8}$ "	30"	15"	100	\$1101	+\$111
	3649.5-3BK15	52 $\frac{3}{8}$ "	36"	15"	100	\$1116	+\$112
	4249.5-3BK15	52 $\frac{3}{8}$ "	42"	15"	100	\$1125	+\$113
	3049.5-3BK18	52 $\frac{3}{8}$ "	30"	18"	100	\$1144	+\$115
	3649.5-3BK18	52 $\frac{3}{8}$ "	36"	18"	100	\$1179	+\$119
	4249.5-3BK18	52 $\frac{3}{8}$ "	42"	18"	100	\$1207	+\$121
 4 High Bookcase, 55 $\frac{3}{8}$ " h	3052.5-4BK15	55 $\frac{3}{8}$ "	30"	15"	105	\$1193	+\$120
	3652.5-4BK15	55 $\frac{3}{8}$ "	36"	15"	105	\$1217	+\$122
	4252.5-4BK15	55 $\frac{3}{8}$ "	42"	15"	105	\$1263	+\$127
	3052.5-4BK18	55 $\frac{3}{8}$ "	30"	18"	105	\$1254	+\$126
	3652.5-4BK18	55 $\frac{3}{8}$ "	36"	18"	105	\$1275	+\$128
	4252.5-4BK18	55 $\frac{3}{8}$ "	42"	18"	105	\$1330	+\$133

Bookcases & display cabinets

Bookcases

How to order

1. Specify product number.
2. Specify finish color.
3. Specify options.

General information

Exterior cabinet heights are nominal.
Actual heights (with glides fully recessed) are $\frac{1}{8}$ " less. Bookcases are standard with adjustable non-slotted shelves.

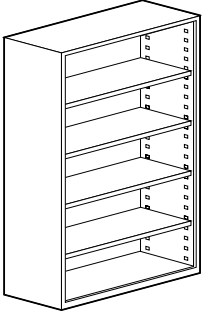
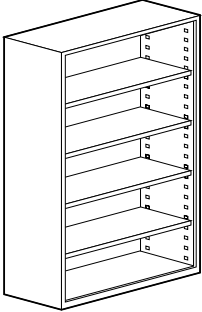
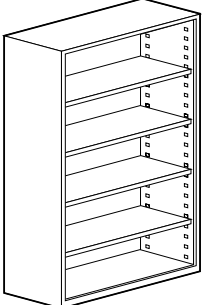
Finishes

Case interior and shelves match case interior paint color. Refer to Finishes section for color options.

Product code key example

3054-4BK15

- 30** cabinet width
- 54** interior height
- 4** number of shelves
- BK** bookcase
- 15** cabinet depth

Description	Part number	Exterior height	Width	Depth	Weight (lbs)	Neutral paint/ base price	Accent paint
 5 High Bookcase, 56 $\frac{7}{8}$ " h	3054-4BK15	56 $\frac{7}{8}$ "	30"	15"	105	\$1246	+\$125
	3654-4BK15	56 $\frac{7}{8}$ "	36"	15"	105	\$1268	+\$127
	4254-4BK15	56 $\frac{7}{8}$ "	42"	15"	105	\$1272	+\$128
	3054-4BK18	56 $\frac{7}{8}$ "	30"	18"	105	\$1261	+\$127
	3654-4BK18	56 $\frac{7}{8}$ "	36"	18"	105	\$1298	+\$130
	4254-4BK18	56 $\frac{7}{8}$ "	42"	18"	105	\$1335	+\$134
 5 High Bookcase, 58 $\frac{3}{8}$ " h	3055.5-4BK15	58 $\frac{3}{8}$ "	30"	15"	115	\$1259	+\$126
	3655.5-4BK15	58 $\frac{3}{8}$ "	36"	15"	115	\$1272	+\$128
	4255.5-4BK15	58 $\frac{3}{8}$ "	42"	15"	115	\$1279	+\$128
	3055.5-4BK18	58 $\frac{3}{8}$ "	30"	18"	115	\$1268	+\$127
	3655.5-4BK18	58 $\frac{3}{8}$ "	36"	18"	115	\$1309	+\$131
	4255.5-4BK18	58 $\frac{3}{8}$ "	42"	18"	115	\$1349	+\$135
 5 High Bookcase, 59 $\frac{7}{8}$ " h	3057-4BK15	59 $\frac{7}{8}$ "	30"	15"	115	\$1263	+\$127
	3657-4BK15	59 $\frac{7}{8}$ "	36"	15"	115	\$1275	+\$128
	4257-4BK15	59 $\frac{7}{8}$ "	42"	15"	115	\$1282	+\$129
	3057-4BK18	59 $\frac{7}{8}$ "	30"	18"	115	\$1271	+\$128
	3657-4BK18	59 $\frac{7}{8}$ "	36"	18"	115	\$1314	+\$132
	4257-4BK18	59 $\frac{7}{8}$ "	42"	18"	115	\$1355	+\$137

Bookcases & display cabinets

Bookcases

How to order

1. Specify product number.
2. Specify finish color.
3. Specify options.

General information

Exterior cabinet heights are nominal.
Actual heights (with glides fully recessed) are $\frac{1}{8}$ " less. Bookcases are standard with adjustable non-slotted shelves.

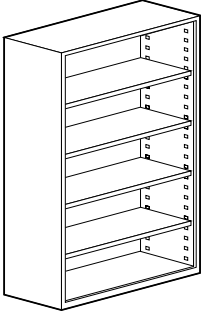
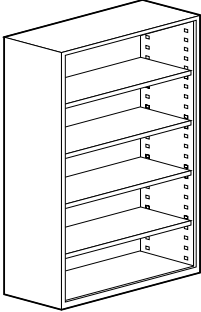
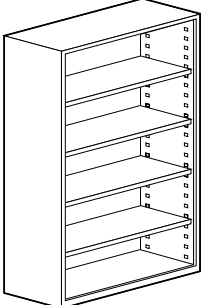
Finishes

Case interior and shelves match case interior paint color. Refer to Finishes section for color options.

Product code key example

3060-4BK15

- 30** cabinet width
- 60** interior height
- 4** number of shelves
- BK** bookcase
- 15** cabinet depth

Description	Part number	Exterior height	Width	Depth	Weight (lbs)	Neutral paint/ base price	Accent paint
 <p>5 High Bookcase, 61 $\frac{3}{8}$" h</p>	3058.5-4BK15	61 $\frac{3}{8}$ "	30"	15"	123	\$1268	+\$127
	3658.5-4BK15	61 $\frac{3}{8}$ "	36"	15"	123	\$1281	+\$129
	4258.5-4BK15	61 $\frac{3}{8}$ "	42"	15"	123	\$1285	+\$129
	3058.5-4BK18	61 $\frac{3}{8}$ "	30"	18"	123	\$1281	+\$129
	3658.5-4BK18	61 $\frac{3}{8}$ "	36"	18"	123	\$1326	+\$133
	4258.5-4BK18	61 $\frac{3}{8}$ "	42"	18"	123	\$1359	+\$137
 <p>5 High Bookcase, 62 $\frac{7}{8}$" h</p>	3060-4BK15	62 $\frac{7}{8}$ "	30"	15"	130	\$1276	+\$128
	3660-4BK15	62 $\frac{7}{8}$ "	36"	15"	130	\$1290	+\$129
	4260-4BK15	62 $\frac{7}{8}$ "	42"	15"	130	\$1297	+\$130
	3060-4BK18	62 $\frac{7}{8}$ "	30"	18"	130	\$1297	+\$130
	3660-4BK18	62 $\frac{7}{8}$ "	36"	18"	130	\$1310	+\$131
	4260-4BK18	62 $\frac{7}{8}$ "	42"	18"	130	\$1366	+\$138
 <p>5 High Bookcase, 64 $\frac{3}{8}$" h</p>	3061.5-4BK15	64 $\frac{3}{8}$ "	30"	15"	130	\$1287	+\$129
	3661.5-4BK15	64 $\frac{3}{8}$ "	36"	15"	130	\$1297	+\$130
	4261.5-4BK15	64 $\frac{3}{8}$ "	42"	15"	130	\$1298	+\$130
	3061.5-4BK18	64 $\frac{3}{8}$ "	30"	18"	130	\$1303	+\$131
	3661.5-4BK18	64 $\frac{3}{8}$ "	36"	18"	130	\$1324	+\$133
	4261.5-4BK18	64 $\frac{3}{8}$ "	42"	18"	130	\$1375	+\$139

How to order

1. Specify product number.
2. Specify finish color.
3. Specify options.

General information

Exterior cabinet heights are nominal.
Actual heights (with glides fully recessed) are 1/8" less. Bookcases are standard with adjustable non-slotted shelves.

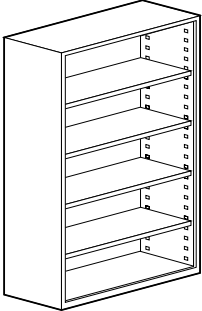
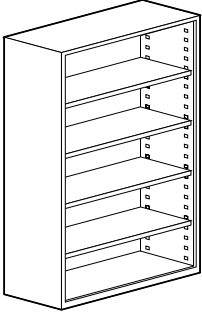
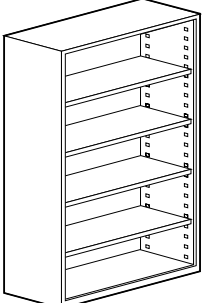
Finishes

Case interior and shelves match case interior paint color. Refer to Finishes section for color options.

Product code key example

3063-4BK15

30 cabinet width
63 interior height
4 number of shelves
BK bookcase
15 cabinet depth

Description	Part number	Exterior height	Width	Depth	Weight (lbs)	Neutral paint/ base price	Accent paint
 <p>5 High Bookcase, 65 7/8" h</p>	3063-4BK15	65 7/8"	30"	15"	130	\$1290	+\$129
	3663-4BK15	65 7/8"	36"	15"	130	\$1299	+\$130
	4263-4BK15	65 7/8"	42"	15"	130	\$1300	+\$130
	3063-4BK18	65 7/8"	30"	18"	130	\$1309	+\$131
	3663-4BK18	65 7/8"	36"	18"	130	\$1324	+\$133
	4263-4BK18	65 7/8"	42"	18"	130	\$1379	+\$139
 <p>5 High Bookcase, 67 3/8" h</p>	3064.5-4BK15	67 3/8"	30"	15"	135	\$1307	+\$131
	3664.5-4BK15	67 3/8"	36"	15"	135	\$1310	+\$131
	4264.5-4BK15	67 3/8"	42"	15"	135	\$1311	+\$132
	3064.5-4BK18	67 3/8"	30"	18"	135	\$1319	+\$132
	3664.5-4BK18	67 3/8"	36"	18"	135	\$1333	+\$134
	4264.5-4BK18	67 3/8"	42"	18"	135	\$1389	+\$140
 <p>5 High Bookcase, 68 7/8" h</p>	3066-4BK15	68 7/8"	30"	15"	135	\$1314	+\$132
	3666-4BK15	68 7/8"	36"	15"	135	\$1320	+\$132
	4266-4BK15	68 7/8"	42"	15"	135	\$1321	+\$133
	3066-4BK18	68 7/8"	30"	18"	135	\$1326	+\$133
	3666-4BK18	68 7/8"	36"	18"	135	\$1337	+\$134
	4266-4BK18	68 7/8"	42"	18"	135	\$1391	+\$140

Bookcases & display cabinets

Bookcases

How to order

1. Specify product number.
2. Specify finish color.
3. Specify options.

General information

Exterior cabinet heights are nominal.
Actual heights (with glides fully recessed) are 1/8" less. Bookcases are standard with adjustable non-slotted shelves.

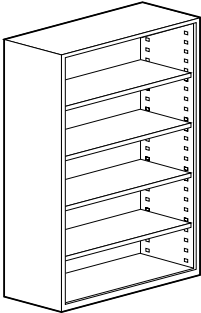
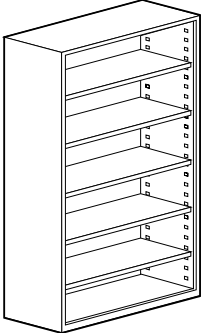
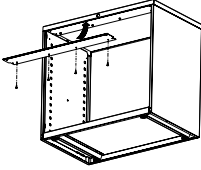

Finishes

Case interior and shelves match case interior paint color. Refer to Finishes section for color options.

Product code key example

30675-4BK15

- 30** cabinet width
67.5 interior height
4 number of shelves
BK bookcase
15 cabinet depth

Description	Part number	Exterior height	Width	Depth	Weight (lbs)	Neutral paint/ base price	Accent paint	
 <p>5 High Bookcase, 70 3/8" h</p>	30675-4BK15	70 3/8"	30"	15"	135	\$1322	+\$133	
	36675-4BK15	70 3/8"	36"	15"	135	\$1324	+\$133	
	42675-4BK15	70 3/8"	42"	15"	135	\$1331	+\$134	
	30675-4BK18	70 3/8"	30"	18"	135	\$1335	+\$134	
	36675-4BK18	70 3/8"	36"	18"	135	\$1345	+\$135	
	42675-4BK18	70 3/8"	42"	18"	135	\$1397	+\$141	
	 <p>6 High Bookcase, 70 3/8" h</p>	30675-5BK15	70 3/8"	30"	15"	135	\$1407	+\$141
		36675-5BK15	70 3/8"	36"	15"	135	\$1411	+\$142
		42675-5BK15	70 3/8"	42"	15"	135	\$1420	+\$142
30675-5BK18		70 3/8"	30"	18"	135	\$1420	+\$142	
36675-5BK18		70 3/8"	36"	18"	135	\$1432	+\$144	
42675-5BK18		70 3/8"	42"	18"	135	\$1486	+\$149	
 <p>Bookcase top cover</p>	BKTC-30	—	30"	—	3	\$28	+\$4	
	BKTC-36	—	36"	—	3	\$30	+\$4	
	BKTC-42	—	42"	—	3	\$32	+\$5	
 <p>Adjustable non-slotted shelf</p>	BKSH-3015	1/2"	30"	15"	11	\$85	+\$10	
	BKSH-3615	1/2"	36"	15"	11	\$87	+\$10	
	BKSH-4215	1/2"	42"	15"	11	\$89	+\$10	
	BKSH-3018	1/2"	30"	18"	11	\$85	+\$10	
	BKSH-3618	1/2"	36"	18"	11	\$87	+\$10	
	BKSH-4218	1/2"	42"	18"	11	\$89	+\$10	

How to order

1. Specify product number.
2. Specify finish color.
3. Specify options.

General information

Exterior cabinet heights are nominal. Actual heights (with glides fully recessed) are $\frac{1}{8}$ " less. Bookcases are standard with adjustable non-slotted shelves.

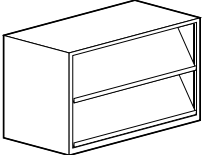
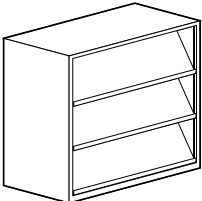
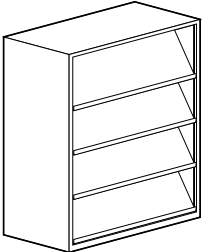

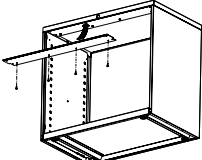
Finishes

Case interior and shelves match case interior paint color. Refer to Finishes section for color options.

Product code key example

36-2MS

- 36** cabinet width
2 number of shelves
MS display shelf

Description	Part number	Exterior height	Width	Depth	Weight (lbs)	Neutral paint/ base price	Accent paint
 2 high display cabinet with sloped display shelves	30-2MS	26 $\frac{7}{8}$ "	30"	18"	100	\$685	+\$70
	36-2MS	26 $\frac{7}{8}$ "	36"	18"	80	\$725	+\$74
	42-2MS	26 $\frac{7}{8}$ "	42"	18"	135	\$798	+\$81
 3 high display cabinet with sloped display shelves	36-3MS	38 $\frac{7}{8}$ "	36"	18"	100	\$982	+\$99
 4 high display cabinet with sloped display shelves, no tie bar	36-4MS	52 $\frac{3}{8}$ "	36"	18"	130	\$1258	+\$126
 5 high display cabinet with sloped display shelves, no tie bar	36-5MS	64 $\frac{3}{8}$ "	36"	18"	160	\$1491	+\$150
 Bookcase top cover	BKTC-30	—	30"	—	3	\$28	+\$4
	BKTC-36	—	36"	—	3	\$30	+\$4
	BKTC-42	—	42"	—	3	\$32	+\$5

Bookcases & display cabinets

Bookcase Lateral Combinations

How to order

1. Specify product number.
2. Specify finish color.
3. Specify options.

Product code key example

30675-4BK15


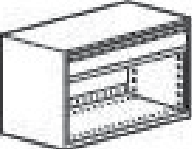
- 30** cabinet width
67.5 interior height
4 number of shelves
BK bookcase
15 cabinet depth

General information

Exterior cabinet heights are nominal.
 Actual heights (with glides fully recessed) are $\frac{1}{8}$ " less. Bookcases are standard with adjustable non-slotted shelves.

Finishes

Case interior and shelves match case interior paint color. Refer to Finishes section for color options.

Description	Part number	Exterior height	Width	Depth	Weight (lbs)	Neutral paint/ base price	Accent paint
 13.5 bookcase Insert, 10.5" file Flat Glides	30-24-BKF10E	26 $\frac{7}{8}$ "	30"	18"	100	\$952	+\$96
	36-24-BKF10E	26 $\frac{7}{8}$ "	36"	18"	125	\$1020	+\$103
	42-24-BKF10E	26 $\frac{7}{8}$ "	42"	18"	135	\$1108	+\$112
 7.5" box, 16.5" bookcase insert Flat Glides	3024-B7BKE	26 $\frac{7}{8}$ "	30"	18"	98	\$1054	+\$106
	3624-B7BKE	26 $\frac{7}{8}$ "	36"	18"	108	\$1121	+\$113
	4224-B7BKE	26 $\frac{7}{8}$ "	42"	18"	121	\$1208	+\$121

Specialty storage



Specialty storage

Verticals

ANSI/BIFMA

With the addition of counterweights where appropriate, verticals meet all ANSI/BIFMA specifications.

Construction

Vertical files are of all-welded construction using high quality, tension leveled, cold rolled steel. The steel gauges selected for drawer fronts, bodies and accessories ensure the highest quality durability and performance for all components.

Construction features & benefits

1. "Wrap-around" construction with no visible vertical seams gives a clean appearance, providing rigid construction and dust-free interiors.
2. Verticals have sound-absorbing materials for quieter operation – a particular asset in open plan environments.
3. Drawer bodies have full-height sides to accommodate hanging file folders, eliminating the need for optional file frames.
4. Drawer sides are slotted on $\frac{3}{4}$ " centers to allow for maximum flexibility for drawer division. Compressors are optional. Verticals may be ordered with or without compressors in each drawer.
5. Fully-progressive ball bearing suspensions, are staged so that left and right sides work in unison. This provides smooth drawer operation with minimum force.
6. Staged suspensions allow the drawer to be completely pulled out, providing access to the entire drawer depth.
7. Special "claw-like" device incorporated in the suspension "grips" the fixed section of the suspension arm preventing drawer bounce-back or creep when drawer is closed.

Safelock™

The patented Safelock mechanism provides complete security against accidental opening of two or more drawers simultaneously. When any drawer is extended, even fractionally, Safelock ensures that all other drawers immediately become inoperable. Safelock is standard on all vertical files.

Counterweights

Counterweights are required for ALL freestanding units that are not anchored or ganged to other cabinets or bolted to walls/floor.

Bases

Optional base aprons are available in 2 heights and are screwed to the underside of the file case. Bases may be easily added or changed on site. Vertical files are shipped with bases installed when ordered.

Glides

Overall heights are inclusive of metal glides. Heights may be increased up to $\frac{5}{8}$ " by extending standard glide. Glides are accessible from inside the vertical file when the bottom drawer is removed and may be adjusted with a $\frac{1}{4}$ " socket driver.

Locks

Vertical files come standard with lock. If lock is not required add suffix '**NL**' after product number. Deduct \$48 list per lock. For lock location, see the guide at the beginning of this price list.

Random keying is standard. Verticals may be ordered keyed alike. Specify. Locks feature removable core and are standard with two keys.

Cabinets originally ordered as non-locking may be field installed with the addition of locking bars and a lock core. Please contact **Office Specialty Client Services** for required parts.

Master keys are available at \$43 list. For lock finish options, refer to the front of this price list.

Finishes

Refer to Finishes section for color options. Drawer bodies and accessories are finished in Eco Black.

Sizes

Vertical files are 28 $\frac{3}{4}$ " deep and are available in the following sizes:

No. of Drawers	Letter Width	Legal Width	Exterior Height
2	15"	18"	26 $\frac{7}{8}$ "
3	15"	18"	38 $\frac{7}{8}$ "
4	15"	18"	50 $\frac{7}{8}$ "
5	15"	18"	55 $\frac{3}{8}$ "

Drawer Pulls

9900 Series fronts have full width integral pulls with enamel finish to match case fronts.

Radius Series fronts are $\frac{3}{4}$ " thick and are radiused at the front top and bottom. This detail adds $\frac{5}{8}$ " to the overall lateral depth.

Radius pulls are manufactured from black ABS plastic and are recessed into drawer sides. Drawer sides are capped with black ABS plastic.

How to order

1. Specify product number
2. Specify finish color
3. Specify options

Product code key example

V1828□-4FCP

- V** vertical file
- 18** 18" (legal) width
- 28** 28" nominal depth
- **E** -9900 Series
- **R** -Radius Series
- 4F** number of file drawers
- CP** with compressors

General information

Exterior cabinet heights are nominal. Actual heights (with glides fully recessed) are 1/8" less. **Vertical depths are nominal. Actual depth for 9900 Series are 3/4" more than noted.** File drawers accept hanging file folders. Bottom tiling is accommodated in cabinets with compressors which are pre-installed in each drawer (suffix **CP**).

Counterweights

Counterweights are required for ALL freestanding units that are not anchored or ganged to other cabinets or bolted to walls/floor. See Counterweight matrix on 022.

Accessories

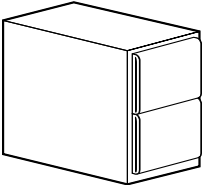
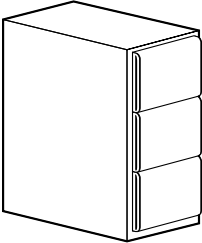
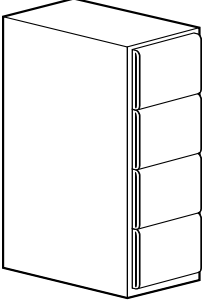
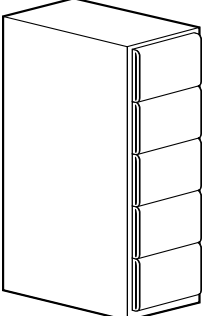
See Vertical File Accessories section for counterweights and accessories.

Lock option

Verticals come standard with lock. If lock is not required add suffix '**NL**' after product number. Deduct \$48 list.

Finishes

Refer to Finishes section for color options. Drawer bodies and accessories are finished in Eco Black.

Description	Part number	Exterior height	Width	Case depth	Weight (lbs)	9900 Series/ Neutral paint	Radius Series/ Neutral paint	Accent paint	
	2-12" drawers Letter width	V1528□-2F	26 7/8"	15"	28"	115	\$831	\$979	+\$84
		V1528□-2FCP	26 7/8"	15"	28"	115	\$859	\$1047	+\$87
	2-12" drawers Legal width	V1828□-2F	26 7/8"	18"	28"	120	\$996	\$1111	+\$101
		V1828□-2FCP	26 7/8"	18"	28"	120	\$1028	\$1175	+\$104
	3-12" drawers Letter width	V1528□-3F	38 7/8"	15"	28"	120	\$997	\$1179	+\$101
		V1528□-3FCP	38 7/8"	15"	28"	120	\$1041	\$1274	+\$105
	3-12" drawers Legal width	V1828□-3F	38 7/8"	18"	28"	125	\$1051	\$1251	+\$106
		V1828□-3FCP	38 7/8"	18"	28"	125	\$1095	\$1346	+\$110
	4-12" drawers Letter width	V1528□-4F	50 7/8"	15"	28"	125	\$1247	\$1421	+\$125
		V1528□-4FCP	50 7/8"	15"	28"	125	\$1304	\$1551	+\$131
	4-12" drawers Legal width	V1828□-4F	50 7/8"	18"	28"	130	\$1270	\$1483	+\$128
		V1828□-4FCP	50 7/8"	18"	28"	130	\$1329	\$1614	+\$133
	5-10.5" drawers Letter width	V1528□-5F	55 3/8"	15"	28"	130	\$1476	\$1734	+\$149
		V1528□-5FCP	55 3/8"	15"	28"	130	\$1547	\$1896	+\$156
	5-10.5" drawers Legal width	V1828□-5F	55 3/8"	18"	28"	135	\$1504	\$1753	+\$152
		V1828□-5FCP	55 3/8"	18"	28"	135	\$1572	\$1918	+\$158

Specialty Storage

Verticals

How to order

1. Specify product number
2. Specify finish color
3. Specify options

Product code key example

VL1522R60-2F10F

- V** vertical file
- L** left hand hinged door
- 15** 15" (letter) width
- 22** 22" nominal depth
- R** Radius Series
- 2F10** 2-10½" file drawers
- F** 12" file drawer

General information

Exterior cabinet heights are nominal. Actual heights (with glides fully recessed) are ⅛" less. **Vertical depths are nominal. Actual depth for 9900 Series are ¾" more than noted.** File drawers accept hanging file folders. Bottom filing is accommodated in cabinets with compressors which are pre-installed in each drawer (suffix **CP**).

Counterweights

Counterweights are required for ALL freestanding units that are not anchored or ganged to other cabinets or bolted to walls/ floor. See Counterweight matrix on 022.

Accessories

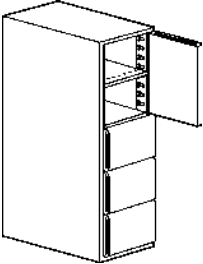
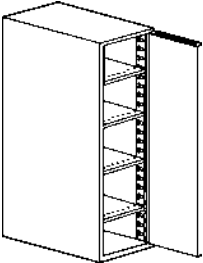
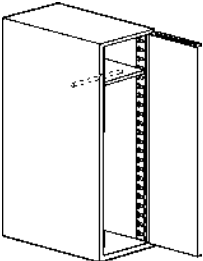
See Vertical File Accessories section for counterweights and accessories.

Lock option

Verticals come standard with lock. If lock is not required add suffix '**NL**' after product number. Deduct \$48 list.

Finishes

Refer to Finishes section for color options. Drawer bodies and accessories are finished in Eco Black.

Description	Part number	Exterior height	Width	Case depth	Weight (lbs)	Radius Series/ Neutral paint	Accent paint
 <p>27" door insert with 1 adjustable shelf, 2-10.5" file drawers and 1-12" file drawer. Comes with 1 lock.</p>	VL1522R60-2F10F left-handed hinged door	62 7/8"	15"	22"	180	\$1914	+\$192
	VR1522R60-2F10F right-handed hinged door (illustrated)	62 7/8"	15"	22"	180	\$1914	+\$192
 <p>Full length door with 4 adjustable shelves</p>	VL1522R60-HDSH left-handed hinged door	62 7/8"	15"	22"	180	\$1190	+\$120
	VR1522R60-HDSH right-handed hinged door (illustrated)	62 7/8"	15"	22"	180	\$1190	+\$120
 <p>Full length door with 1 blank shelf and side-to-side coat rod</p>	VL1522R60-HDW left-handed hinged door	62 7/8"	15"	22"	180	\$1144	+\$115
	VR1522R60-HDW right-handed hinged door (illustrated)	62 7/8"	15"	22"	180	\$1144	+\$115

How to order

1. Specify product number
2. Specify finish color
3. Specify options

Product code key example

V1518EM-F24R

- V** vertical file
- 15** width
- 18** depth
- EM** 9900 series front
- F** Fixed front
- 24** interior dimension
- R** recycling unit

General information

Exterior cabinet heights are nominal. Actual heights (with glides fully recessed) are 1/8" less. **Vertical depths are nominal. Actual depth for 9900 Series are 3/4" more.**

Counterweights

Counterweights **MUST** be specified separately if the Waste & Recycling Bins are used in a freestanding application. See Counterweight matrix on 022. Add \$125 for a counterweight.

Accessories




See Vertical File Accessories section for counterweights and accessories. Clear plastic label holders are available at no charge.

Lock option

A lock is not included with these cabinets.

Finishes

Available in all standard paint colours. Refer to Finishes section for colour options. A contrasting colour may be selected for the drawer front liner behind the pullout front symbole. Drawer bodies and accessories are finished in Eco Black.

Description	Part number	Height	Width	Case depth	Weight (lbs)	Neutral paint/ base price	Accent paint
 <p>9900 Series Vertical File with Pullout Recycle Drawer Bin included Worksurface supporting</p>	V1518EM-F24R	26 7/8"	15"	18"	—	\$803	+\$93
 <p>9900 Series Vertical File with Pullout Recycle Drawer and 4.5" Box Drawer Above Bin included</p>	V1518EMB4F24TBR	32 7/8"	15"	18"	—	\$1037	+\$120
 <p>Recycle Bin Replacement</p>	RECYCLEBIN	19 7/8"	11"	15 1/4"	—	\$37	—

Specialty Storage

Waste & Recycle Bins

How to order

1. Specify product number
2. Specify finish color
3. Specify options

Product code key example

V1518EM-F24W

- V** vertical file
- 15** width
- 18** depth
- EM** 9900 series front
- F** Fixed front
- 24** interior dimension
- W** waste unit

General information

Exterior cabinet heights are nominal. Actual heights (with glides fully recessed) are 1/8" less. **Vertical depths are nominal. Actual depth for 9900 Series are 3/4" more.**

Counterweights

Counterweights **MUST** be specified if the Waste & Recycling Bins are used in a freestanding application. See Counterweight matrix on 022. Add \$125 for a counterweight.

Accessories




See Vertical File Accessories section for counterweights and accessories. Clear plastic label holders are available at no charge.

Lock option

A lock is not included with these cabinets.

Finishes

Available in all standard paint colours. Refer to Finishes section for colour options. A contrasting colour may be selected for the drawer front liner behind the pullout front symbole. Drawer bodies and accessories are finished in Eco Black.

Description	Part number	Height	Width	Case depth	Weight (lbs)	Neutral paint/ base price	Accent paint
 <p>9900 Series Vertical File with Pullout Waste Drawer Bin included Worksurface supporting</p>	V1518EM-F24W	26 7/8"	15"	18"	—	\$787	+\$92
 <p>9900 Series Vertical File with Pullout Waste Drawer and 4.5" Box Drawer Above Bin included</p>	V1518EMB4F24TBW	32 7/8"	—	18"	—	\$1021	+\$118
 <p>Waste Bin Replacment</p>	WASTEBIN	19 7/8"	11"	15 1/4"	—	\$27	—

How to order

1. Specify product number
2. Specify finish color
3. Specify options

Product code key example

3018E-LHBKBFM

- 30** width
- 18** depth
- E** 9900 series front
- LH** left hand
- BK** bookcase
- B** 6" box drawer
- F** 12" file drawer
- M** mobile

Counterweights

Counterweight is included.

Castors

These cabinets will include two swivel casters with a brake and two swivel casters without brake.

Lock option

Locking is standard.

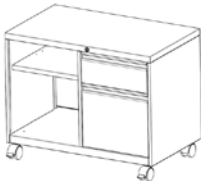

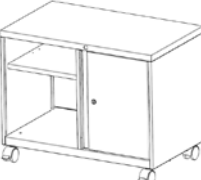
In the units with pedestals configurations, the lock is 2" off center towards the drawers

For the unit with the hinged door, the lock is in the door.

Non-locking is not an available option for these units.

Finishes

Available in all standard paint colours. Refer to Finishes section for colour options. Drawer bodies and accessories are finished in Eco Black.

Description	Part number	Height	Width	Case depth	Neutral paint/ base price	Accent paint
 <p>Fusion 9900 Series Mobile Storage & Bookcase Combo unit with 15" w open bookcase on one side and 15" w x 6" box over 12" file drawers on the other</p>	3018E-LHBKBFM left-hand bookcase (illustrated)	23 ¾"	30"	18"	\$1041	+\$105
	3018E-RHBKBFM right-hand bookcase	23 ¾"	30"	18"	\$1041	+\$105
	3618E-LHBKBFM left-hand bookcase	23 ¾"	36"	18"	\$1052	+\$106
	3618E-RHBKBFM right-hand bookcase	23 ¾"	36"	18"	\$1052	+\$106
 <p>Fusion 9900 Series Mobile Storage & Bookcase Combo unit with 15" w open bookcase on one side and 3 - 15" w x 6" box drawers on the other</p>	3018E-LHBK3BM left-hand bookcase (illustrated)	23 ¾"	30"	18"	\$1184	+\$119
	3018E-RHBK3BM right-hand bookcase	23 ¾"	30"	18"	\$1184	+\$119
	3618E-LHBK3BM left-hand bookcase	23 ¾"	36"	18"	\$1195	+\$120
	3618E-RHBK3BM right-hand bookcase	23 ¾"	36"	18"	\$1195	+\$120
 <p>Fusion 9900 Series Mobile Storage & Bookcase Combo unit with 15" w open bookcase on one side and 15" w hinged door on the other</p>	3018E-LHBKHDM left-hand bookcase (illustrated)	23 ¾"	30"	18"	\$1129	+\$113
	3018E-RHBKHDM right-hand bookcase	23 ¾"	30"	18"	\$1129	+\$113
	3618E-LHBKHDM left-hand bookcase	23 ¾"	36"	18"	\$1140	+\$114
	3618E-RHBKHDM right-hand bookcase	23 ¾"	36"	18"	\$1140	+\$114

Knockout or emboss Radius Series drawer and door fronts to create intriguing custom patterns

Impressions® takes the soft sculptured front panels of the Radius Series and adds exciting new visual dimensions.

An unlimited number of geometric patterns may be created either by embossing or knocking out material from the drawer or door front. Knocking out material exposes a painted metal liner positioned slightly behind the front. The result is a dramatic three dimensional effect that opens up design and color combinations as limitless as the imagination.

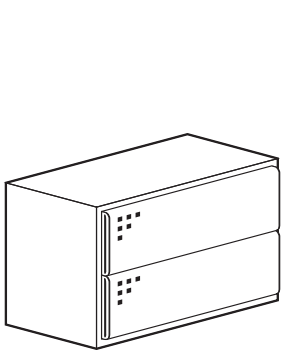
Embossing the drawer or door front creates an interesting element of texture to the finished piece.

Unlike other customized filing products that rely on adding decorative material to the front, Impressions patterns are created by removing or embossing some of the component material. An infinite number of geometries can be created to produce a clean, uncluttered, and entirely unique effect.

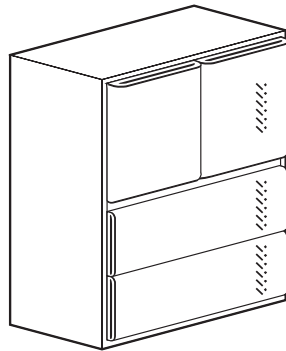
Impressions from Office Specialty, another dimension in design.

Impressions® is a Trademark of
Office Specialty Inc.

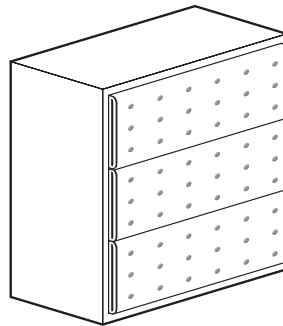
US Patent No. 5161343



A painted metal liner behind these square knockouts creates a stunning dimensional effect.



An interesting mix of diagonal and circular knockouts creates an intriguing custom touch.



An embossed design adds texture and dimension.

How To Order

1. Specify a Radius Series lateral, vertical or pedestal product number including finish color and options.
2. Specify drawer/door liner finish color (for a knockout design).
3. Specify one of the following standard Office Specialty Patterns or submit a drawing of your design to Office Specialty for approval.

Note: All patterns including Office Specialty standard ones, are subject to approval and extended lead time.

Impressions Design Information

1. Designs must be purely geometric shapes or patterns.
2. Designs may be knocked out revealing a liner behind, or embossed.
3. The location of the pattern must fall within the hatched areas as illustrated below.

Upcharge

There is a one time set-up charge of \$296 list for Impressions patterns that are not found on the following page.

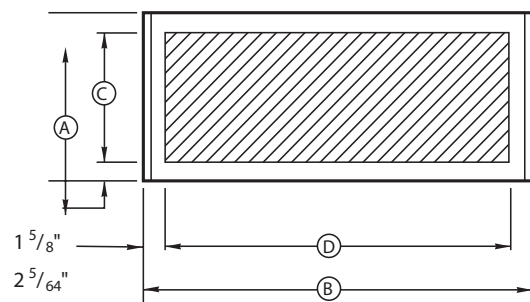
Note: Additional lead time will apply to orders with a non-standard Impressions pattern.

Upcharge per Impressions door or drawer front is \$14 list for all Impressions patterns, including those found in the price list.

Note: Mirror images and pattern rotations of the original design specified for separate drawer/door fronts are considered distinctive patterns and are subject to the regular pattern set up charge.

For detailed information regarding the Impressions patterns found on the following pages, contact your customer service representative.

Lift-up doors and fixed fronts

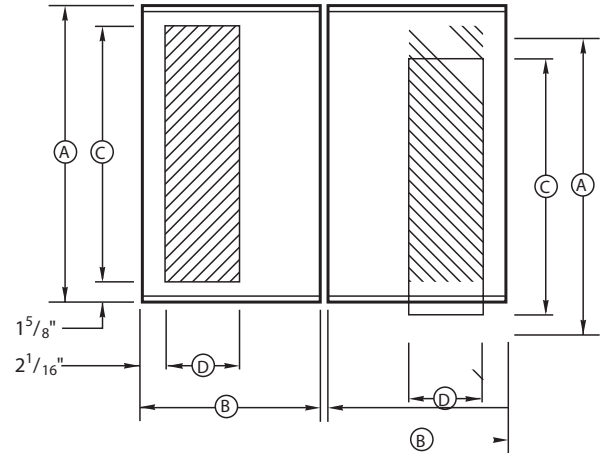


'Impressions' design must fall within the hatched areas.

Front Size	A	B	C	D
15"H x 36" W	14 ⁵³ / ₆₄	34 ¹⁹ / ₃₂	11 ³⁷ / ₆₄	31 ⁷ / ₁₆
13 1/2"H x 36" W	13 ²¹ / ₆₄	34 ¹⁹ / ₃₂	10 ⁵ / ₆₄	31 ⁷ / ₁₆
12"H x 36" W	11 ⁵³ / ₆₄	34 ¹⁹ / ₃₂	8 ³⁷ / ₆₄	31 ⁷ / ₁₆
10 1/2" H x 36" W	10 ²¹ / ₆₄	34 ¹⁹ / ₃₂	7 ⁵ / ₆₄	31 ⁷ / ₁₆
6"H x 36" W	5 ⁵³ / ₆₄	34 ¹⁹ / ₃₂	2 ³⁷ / ₆₄	31 ⁷ / ₁₆
3"H x 36" W	2 ⁵³ / ₆₄	34 ¹⁹ / ₃₂	—	—
15"H x 30" W	14 ⁵³ / ₆₄	28 ¹⁹ / ₃₂	11 ³⁷ / ₆₄	25 ⁷ / ₁₆
13 1/2"H x 30" W	13 ²¹ / ₆₄	28 ¹⁹ / ₃₂	10 ⁵ / ₆₄	25 ⁷ / ₁₆
12"H x 30" W	11 ⁵³ / ₆₄	28 ¹⁹ / ₃₂	8 ³⁷ / ₆₄	25 ⁷ / ₁₆
10 1/2"H x 30" W	10 ²¹ / ₆₄	28 ¹⁹ / ₃₂	7 ⁵ / ₆₄	25 ⁷ / ₁₆
6"H x 30" W	5 ⁵³ / ₆₄	28 ¹⁹ / ₃₂	2 ³⁷ / ₆₄	25 ⁷ / ₁₆
3"H x 30" W	2 ⁵³ / ₆₄	28 ¹⁹ / ₃₂	—	—

For 42" w lift-up doors and fixed fronts add 6" to the 36" w B & D dimensions. A & C remain the same.

Hinged doors




'Impressions' design must fall within the hatched areas.

Front Size	A	B	C	D
67 1/2"ID x 36" W	67 ³ / ₈	17 ⁷ / ₃₂	64 ¹ / ₈	9 ⁷ / ₃₂
60"ID x 36" W	59 ⁷ / ₈	17 ⁷ / ₃₂	56 ⁵ / ₈	9 ⁷ / ₃₂
54"ID x 36" W	53 ⁷ / ₈	17 ⁷ / ₃₂	50 ⁵ / ₈	9 ⁷ / ₃₂
48"ID x 36" W	47 ⁷ / ₈	17 ⁷ / ₃₂	44 ⁵ / ₈	9 ⁷ / ₃₂
45"ID x 36" W	44 ⁷ / ₈	17 ⁷ / ₃₂	41 ⁵ / ₈	9 ⁷ / ₃₂
40 1/2" ID x 36" W	40 ³ / ₈	17 ⁷ / ₃₂	37 ¹ / ₈	9 ⁷ / ₃₂
36"ID x 36" W	35 ⁷ / ₈	17 ⁷ / ₃₂	32 ⁵ / ₈	9 ⁷ / ₃₂
30"ID x 36" W	29 ⁷ / ₈	17 ⁷ / ₃₂	26 ⁵ / ₈	9 ⁷ / ₃₂
27"ID x 36" W	26 ⁷ / ₈	17 ⁷ / ₃₂	23 ⁵ / ₈	9 ⁷ / ₃₂
27"Insert x 36" W	25 ³ / ₈	17 ⁷ / ₃₂	22 ¹ / ₈	9 ⁷ / ₃₂
24"ID x 36" W	23 ⁷ / ₈	17 ⁷ / ₃₂	20 ⁵ / ₈	9 ⁷ / ₃₂
24"Insert x 36" W	22 ³ / ₈	17 ⁷ / ₃₂	19 ¹ / ₈	9 ⁷ / ₃₂
67 1/2"ID x 30" W	67 ³ / ₈	14 ⁷ / ₃₂	64 ¹ / ₈	6 ⁷ / ₃₂
60"ID x 30" W	59 ⁷ / ₈	14 ⁷ / ₃₂	56 ⁵ / ₈	6 ⁷ / ₃₂
54"ID x 30" W	53 ⁷ / ₈	14 ⁷ / ₃₂	50 ⁵ / ₈	6 ⁷ / ₃₂
48"ID x 30" W	47 ⁷ / ₈	14 ⁷ / ₃₂	44 ⁵ / ₈	6 ⁷ / ₃₂
45"ID x 30" W	44 ⁷ / ₈	14 ⁷ / ₃₂	41 ⁵ / ₈	6 ⁷ / ₃₂
40 1/2"ID x 30" W	40 ³ / ₈	14 ⁷ / ₃₂	37 ¹ / ₈	6 ⁷ / ₃₂
36"ID x 30" W	35 ⁷ / ₈	14 ⁷ / ₃₂	32 ⁵ / ₈	6 ⁷ / ₃₂
30"ID x 30" W	29 ⁷ / ₈	14 ⁷ / ₃₂	26 ⁵ / ₈	6 ⁷ / ₃₂
27"ID x 30" W	26 ⁷ / ₈	14 ⁷ / ₃₂	23 ⁵ / ₈	6 ⁷ / ₃₂
27"Insert x 30" W	25 ³ / ₈	14 ⁷ / ₃₂	22 ¹ / ₈	6 ⁷ / ₃₂
24"ID x 30" W	23 ⁷ / ₈	14 ⁷ / ₃₂	20 ⁵ / ₈	6 ⁷ / ₃₂
24"Insert x 30" W	22 ³ / ₈	14 ⁷ / ₃₂	19 ¹ / ₈	6 ⁷ / ₃₂

IMP #001



IMP #C01



IMP #D01



For hinged doors only

IMP #E01




For hinged doors only

IMP #G01



IMP #003



IMP #011



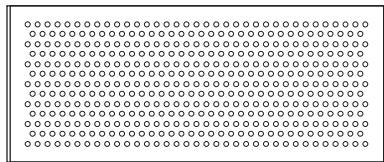
IMP #A11




IMP #B11



IMP #013



IMP #A13



IMP #B13




IMP #C13



IMP #034



IMP #A34




IMP #037



IMP #A37



IMP #B37



IMP #C37



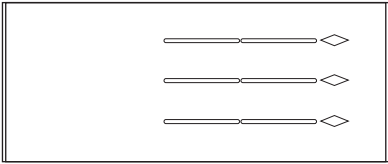
IMP #040



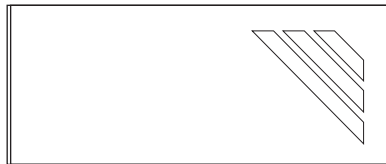
IMP #A40



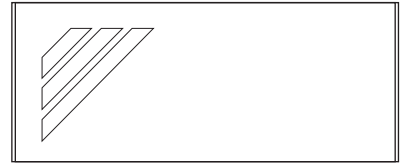
IMP #044



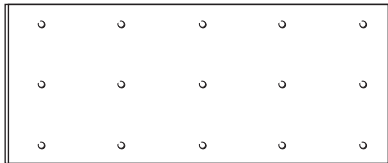
IMP #059



IMP #A59



IMP #070



IMP #078



IMP #A78



IMP #B78



IMP #094



Left blank intentionally.

Custom profile



Custom profile

Pedestals

Specify Custom Profile pedestals without fronts and design your own using a variety of materials. The design ideas are limitless. For fabrication details, refer to the shop drawings at the end of this section.

ANSI/BIFMA

With the addition of counterweights where appropriate, Custom Profile pedestals meet all ANSI/BIFMA specifications.

Construction

Pedestals are welded, “wrap-around” construction using 20 gauge high quality, tension leveled, cold rolled steel. The steel gauges selected for drawer fronts, bodies and accessories ensure the highest quality durability and performance for all components.

Construction features & benefits

1. “Wrap-around” construction with no visible vertical seams gives a clean appearance.
2. Completely enclosed case provides rigid construction and dust-free interiors.
3. Box drawer sides are slotted on 1” centers to allow for maximum flexibility for drawer division.
4. Box drawer side double-wall construction provides clean appearance and enclosed divider slots.
5. File (12” drawer bodies have full-height sides to accommodate hanging file folders, eliminating the need for optional file frames.
6. Fully-progressive ball bearing suspensions on all drawers, including pencil and box drawers, are staged so that left and right sides work in unison. This provides smooth drawer operation with minimum force.
7. Staged suspensions allow the drawer to be completely pulled out, providing access to the entire drawer depth.
8. Special “claw-like” device incorporated in the suspension “grips” the fixed section of the suspension arm preventing drawer bounce-back or creep when drawer is closed.
9. Casters and glides are both recessed “inboard” for a uniform exterior appearance with no visible hardware.
10. Modular interior allows for complete interchangeability of drawer types within the pedestal case. For example, two 6” box drawers may be replaced by one 12” file drawer.

Counterweights

Counterweights are required for ALL freestanding units that are not anchored or ganged to other cabinets or bolted to walls/floor.

Counterweights come standard with ALL mobile pedestals and must be field installed.

Drawer standard equipment

3” pencil drawer, 6” box drawer and 12” file drawer are standard.

Pedestals containing 3” or 6” drawers are provided with one pencil tray per pedestal. 6” drawers are additionally standard with one steel divider.

12” file drawers have one suspension bar (two in a 28” deep pedestal for side-to-side filing of legal and letter-size folders).

Bases

Optional base aprons are available in 2 heights and are screwed to the underside of the pedestal case. Bases may be easily added or changed on site. Pedestals are shipped with bases installed when ordered.

Casters

4 swivel, recessed 1½” black, double-wheel phenolic carpet casters are supplied with mobile pedestals and must be field installed. Recessed casters are not visible.

Glides

Overall heights are inclusive of metal glides or casters. Heights may be increased up to ⅝” by extending standard glide. Glides are accessible from inside the pedestal when the bottom drawer is fully extended or removed and may be adjusted with a ¼” socket driver.

Optional 1½” stem glides are available. Specify separately and add \$25 list to the pedestal price. Requires field installation.

Locks

Pedestals come standard with lock. If lock is not required add suffix ‘/NL’ after product number. Deduct \$61 list per lock. For lock location, see diagrams at the front of this price list. **Extended lock barrels are standard.** For flush, non-fascia type locks, specify separately. Mobile pedestals must include locks.

Random keying is standard. Pedestals may be ordered keyed alike. Specify. Locks feature removable core and are standard with two keys, one of which has a black neoprene plastic key cover.

Cabinets originally ordered as non-locking may be field installed with the addition of locking bars and a lock core. Please contact **Office Specialty Client Services** for required parts.

Master keys are available at \$43 list. Locks are available in Chrome and Black finish. Specify.

Finishes

Refer to Finishes section for color options.

How to order

1. Specify product number.
2. Specify finish color.
3. Specify options.

Product code key example

1522C-2BFM

- 15** pedestal width
- 22** pedestal depth
- C** Custom Profile Series
- 2** number of drawers
- B** box drawer
- F** file drawer
- M** mobile

General information

Pedestals are standard with either glides or casters. Exterior pedestal heights are nominal. Actual heights (with glides fully recessed) are 1/8" less. Casters must be field installed. Pedestals with 3" and 6" drawers are standard with one pencil tray per pedestal and one steel divider per 6" drawer. 12" drawers have one suspension bar (two in a 28" deep pedestal) for side-to-side filing of letter or legal size folders.

Counterweights

Counterweights are required for ALL freestanding units that are not anchored or ganged to other cabinets or bolted to walls/floor. Counterweights are standard with all mobile pedestals and must be field installed. See Counterweight matrix on page 022.

Accessories

See Pedestal Accessories section for counterweights and accessories.

Lock option

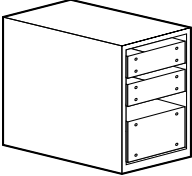
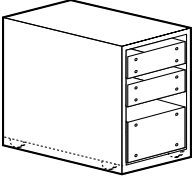
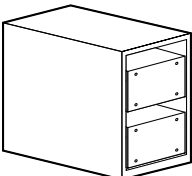
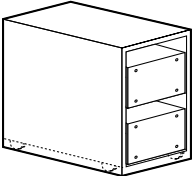
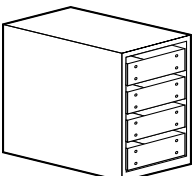
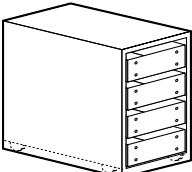
Pedestals come standard with lock. If lock is not required add suffix 'N/L' after product number. Deduct \$61 list. **Extended lock barrels are standard.**

Finishes

Refer to Finishes section for color options. Drawer bodies and accessories are finished in Eco Black.

Cushions

Order mobile pedestal cushions as a 'part' through your Client Services Representative.

Description	Part number	Height	Depth	Weight (lbs)	Neutral paint/ base price	Accent paint	
	2 box, 1 file, glides	1518C-2BF	26 7/8"	18"	70	\$791	+\$80
		1522C-2BF	26 7/8"	22"	80	\$881	+\$89
		1528C-2BF	26 7/8"	28"	90	\$917	+\$93
	2 box, 1 file, mobile, counterweight included Mobile pedestals must be locking	1518C-2BFM	27 1/2"	18"	75	\$954	+\$96
		1522C-2BFM	27 1/2"	22"	85	\$1046	+\$105
		1528C-2BFM	27 1/2"	28"	95	\$1078	+\$109
	2 file, glides	1518C-2F	26 7/8"	18"	70	\$728	+\$74
		1522C-2F	26 7/8"	22"	80	\$804	+\$82
		1528C-2F	26 7/8"	28"	90	\$840	+\$85
	2 file, mobile, counterweight included Mobile pedestals must be locking	1518C-2FM	27 1/2"	18"	75	\$891	+\$90
		1522C-2FM	27 1/2"	22"	85	\$968	+\$98
		1528C-2FM	27 1/2"	28"	95	\$1002	+\$101
	4 box, glides	1518C-4B	26 7/8"	18"	70	\$791	+\$80
		1522C-4B	26 7/8"	22"	80	\$881	+\$89
		1528C-4B	26 7/8"	28"	90	\$917	+\$93
	4 box, mobile, counterweight included Mobile pedestals must be locking	1518C-4BM	27 1/2"	18"	75	\$954	+\$96
		1522C-4BM	27 1/2"	22"	85	\$1046	+\$105
		1528C-4BM	27 1/2"	28"	95	\$1078	+\$109

Custom Profile

Pedestals

Keyboard Height Application, Letter

How to order

1. Specify product number.
2. Specify finish color.
3. Specify options.

Product code key example

1522C-PBFM

- 15** pedestal width
- 22** pedestal depth
- C** Custom Profile Series
- P** pencil drawer
- B** box drawers
- F** file drawer
- M** mobile

General information

Pedestals are standard with either glides or casters. Exterior pedestal heights are nominal. Actual heights (with glides fully recessed) are $\frac{1}{8}$ " less. Casters must be field installed. Pedestals with 3" and 6" drawers are standard with one pencil tray per pedestal and one steel divider per 6" drawer. 12" drawers have one suspension bar (two in a 28" deep pedestal) for side-to-side filing of letter or legal size folders.

Counterweights

Counterweights are required for ALL freestanding units that are not anchored or ganged to other cabinets or bolted to walls/floor. Counterweights are standard with all mobile pedestals and must be field installed. See Counterweight matrix on page 022..

Accessories

See Pedestal Accessories section for counterweights and accessories.

Lock option

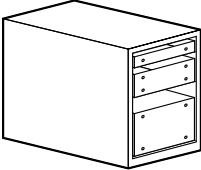
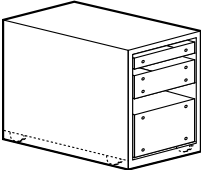
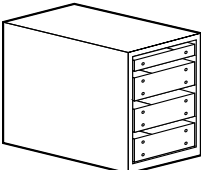
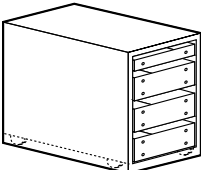
Pedestals come standard with lock. If lock is not required add suffix '**NL**' after product number. Deduct \$61 list. **Extended lock barrels are standard.**

Finishes

Refer to Finishes section for color options. Drawer bodies and accessories are finished in Eco Black.

Cushions

Order mobile pedestal cushions as a 'part' through your Client Services Representative.

Description	Part number	Height	Depth	Weight (lbs)	Neutral paint/ base price	Accent paint	
	1 pencil, 1 box, 1 file, glides	1518C-PBF	23 $\frac{7}{8}$ "	18"	65	\$791	+\$80
		1522C-PBF	23 $\frac{7}{8}$ "	22"	75	\$881	+\$89
		1528C-PBF	23 $\frac{7}{8}$ "	28"	85	\$917	+\$93
	1 pencil, 1 box, 1 file, mobile, counterweight included	1518C-PBFM	24 $\frac{1}{2}$ "	18"	70	\$954	+\$96
		1522C-PBFM	24 $\frac{1}{2}$ "	22"	80	\$1046	+\$105
	Mobile pedestals must be locking	1528C-PBFM	24 $\frac{1}{2}$ "	28"	90	\$1078	+\$109
	1 pencil, 3 box, glides	1518C-P3B	23 $\frac{7}{8}$ "	18"	65	\$791	+\$80
		1522C-P3B	23 $\frac{7}{8}$ "	22"	75	\$881	+\$89
		1528C-P3B	23 $\frac{7}{8}$ "	28"	85	\$917	+\$93
	1 pencil, 3 box, mobile, counterweight included	1518C-P3BM	24 $\frac{1}{2}$ "	18"	70	\$954	+\$96
		1522C-P3BM	24 $\frac{1}{2}$ "	22"	80	\$1046	+\$105
	Mobile pedestals must be locking	1528C-P3BM	24 $\frac{1}{2}$ "	28"	90	\$1078	+\$109

Specify Custom Profile lateral or hinged door cabinets without fronts and design your own using a variety of materials. The design ideas are limitless. For fabrication details, refer to the shop drawings at the end of this section.

ANSI/BIFMA

With the addition of counterweights where appropriate, Custom Profile lateral files meet all ANSI/BIFMA specifications.

Construction

Lateral files and hinged door cabinets are of all-welded construction using 20 and 22 gauge high quality, tension leveled, cold rolled steel. The steel gauges selected for drawer fronts, bodies and accessories ensure the highest quality durability and performance for all components.

Construction features & benefits

1. All interiors are modular and interchangeable so that cabinets can be retrofitted with new accessories and interiors.
2. Corners are strengthened with a reinforcing gusset and are welded at junction of top and case, eliminating horizontal lines for a cleaner, flush appearance on the face of the cabinet.
3. Fully-progressive ball bearing suspensions are staged so that left and right sides work in unison. This provides smooth drawer operation with minimum force.
4. Special "claw-like" device incorporated in suspensions "grips" the fixed section of the suspension arm preventing drawer bounce-back or creep when drawer is closed.
5. Lock bars operate vertically on both sides of the cabinet for maximum security.
6. Lock fingers are configured with right angle bend upward, not downward, so that lift-up doors cannot be pulled down to disengage fingers from door slots and be forced to circumvent lock system.
7. Self-closing, 110° opening, European style cupboard hinges provide smooth hinged door operation. Hinges are not visible from the exterior of the cabinet.

Safelock™

The patented Safelock mechanism provides complete security against accidental opening of two or more drawers simultaneously. When any drawer or shelf is extended, even fractionally, Safelock ensures that all other openings, except for the 3" drawer, immediately become inoperable. Safelock is standard on all lateral files.

Counterweights

Counterweights are required for ALL freestanding units that are not anchored or ganged to other cabinets or bolted to walls/floor.

Drawer standard equipment

Pullout drawers are standard with one pair hangfile bars for side-to-side suspended filing. Optional accessories are available.

Bases

Optional base aprons are available in 2 heights and are screwed to the underside of the cabinet. Bases may be easily added or changed on site. Cabinets are shipped with bases installed with ordered.

Glides

Overall heights are inclusive of metal glides. Heights may be increased up to 5/8" by extending standard glide. Standard glides may be used with or without base aprons. Glides are accessible from inside the cabinet when the bottom drawer is fully extended or removed and may be adjusted with a 1/4" socket driver.

Optional 1 1/2" stem glides are available. Specify separately and add \$25 list to the cabinet price. Requires field installation.

Locks

Cabinets come standard with lock. If lock is not required add suffix 'NL' after product number. Deduct \$61 list per lock. For lock location, see the front of this price list. **Extended lock barrels are standard.** For flush, non-fascia type locks, specify separately.

Random keying is standard. Files may be ordered keyed alike. Specify. Locks feature removable core and are standard with two keys, one of which features a black neoprene plastic cover.

Cabinets originally ordered as non-locking may be field installed with the addition of locking bars and a lock core. Please contact Office Specialty Client Services for required parts. Locks may not be field installed in hinged door cabinets.

Master keys are available at \$43 list. For lock finish options, refer to the front of this price list.

Finishes

Refer to the Finishes section at the front of this price list.

Case height matrix

Interior height		Exterior height	
in.	mm	in.	mm
15"	381	17 7/8"	454
16 1/2"	419	19 3/8"	492
18"	457	20 7/8"	530
19 1/2"	495	22 3/8"	568
21"	533	23 7/8"	606
22 1/2"	572	25 3/8"	645
24"	610	26 7/8"	683
25 1/2"	648	28 3/8"	721
27"	686	29 7/8"	759
28 1/2"	724	31 3/8"	797
30"	762	32 7/8"	835
31 1/2"	800	34 3/8"	873
33"	838	35 7/8"	911
34 1/2"	876	37 3/8"	949
36"	914	38 7/8"	987
37 1/2"	953	40 3/8"	1026
39"	991	41 7/8"	1064
40 1/2"	1029	43 3/8"	1102
42"	1067	44 7/8"	1140
43 1/2"	1105	46 3/8"	1178
45"	1143	47 7/8"	1216
46 1/2"	1181	49 3/8"	1254
48"	1219	50 7/8"	1292
49 1/2"	1257	52 3/8"	1330
51"	1295	53 7/8"	1368
52 1/2"	1334	55 3/8"	1407
54"	1372	56 7/8"	1445
55 1/2"	1410	58 3/8"	1483
57"	1448	59 7/8"	1521
58 1/2"	1486	61 3/8"	1559
60"	1524	62 7/8"	1597
61 1/2"	1562	64 3/8"	1635
63"	1600	65 7/8"	1673
64 1/2"	1638	67 3/8"	1711
66"	1676	68 7/8"	1749
67 1/2"	1715	70 3/8"	1788
69"	1753	71 7/8"	1826
70 1/2"	1791	73 3/8"	1864
72"	1829	74 7/8"	1902
73 1/2"	1867	76 3/8"	1940
75"	1905	77 7/8"	1978
76 1/2"	1943	79 3/8"	2016

Custom Profile

Laterals

Letter/Legal Size Media

How to order

1. Specify product number.
2. Specify finish color.
3. Specify options.

Product code key example

36-24-2BFC

- 36** cabinet width
24 interior height
2 number of drawers
B 6" box drawer
F 12" file drawer
C Custom Profile Series

General information

These cabinets are complete assembled units without drawer or door fronts. Prices do not include fronts. See the shop drawings at the end of this section for information about the fabrication and installation of custom fronts. Exterior cabinet heights are nominal. Actual heights (with glides fully recessed) are $\frac{1}{8}$ " less. Cabinets are priced inclusive of 1 pair of hangfile bars in each pullout opening, 1 EDP kit in each 15" opening.

Cabinets are 18" in depth.

Counterweights

Counterweights are required for ALL freestanding units that are not anchored or ganged to other cabinets or bolted to walls/floor. See Counterweight matrix on page 022.

Accessories

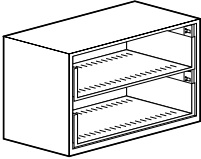
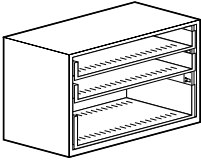
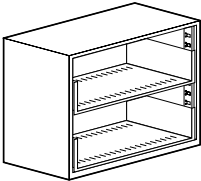
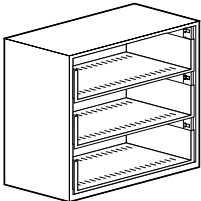
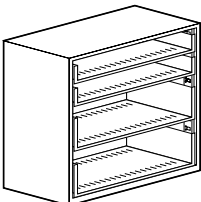
See Lateral File Accessories section for counterweights and accessories.

Lock option

Cabinets come standard with lock. If lock is not required add suffix '/NL' after product number. Deduct \$61 list. **Extended lock barrels are standard.**

Finishes

Refer to Finishes section for color options. Drawer bodies and accessories are finished in Eco Black.

Description	Part number	Height	Depth	Weight (lbs)	Neutral paint/ base price	Accent paint
 Cabinet with 2-12" drawers, no fronts	30-2FFC	26 $\frac{7}{8}$ "	30"	72	\$912	+\$92
	36-2FFC	26 $\frac{7}{8}$ "	36"	90	\$997	+\$101
	42-2FFC	26 $\frac{7}{8}$ "	42"	108	\$1096	+\$110
 Cabinet with top 2 openings 6" drawers, bottom opening 12" drawer, no fronts	30-24-2BFC	26 $\frac{7}{8}$ "	30"	72	\$1024	+\$103
	36-24-2BFC	26 $\frac{7}{8}$ "	36"	90	\$1127	+\$113
	42-24-2BFC	26 $\frac{7}{8}$ "	42"	108	\$1239	+\$124
 Cabinet with 2-15" drawers, no fronts	30-30-2EDPC	32 $\frac{7}{8}$ "	30"	76	\$1120	+\$113
	36-30-2EDPC	32 $\frac{7}{8}$ "	36"	94	\$1191	+\$120
	42-30-2EDPC	32 $\frac{7}{8}$ "	42"	112	\$1317	+\$132
 Cabinet with 3-12" drawers, no fronts	30-3FFC	38 $\frac{7}{8}$ "	30"	100	\$1216	+\$122
	36-3FFC	38 $\frac{7}{8}$ "	36"	117	\$1337	+\$134
	42-3FFC	38 $\frac{7}{8}$ "	42"	134	\$1500	+\$151
 Cabinet with top 2 openings 6" drawers, bottom 2 openings 12" drawers, no fronts	30-36-2B2FC	38 $\frac{7}{8}$ "	30"	100	\$1328	+\$133
	36-36-2B2FC	38 $\frac{7}{8}$ "	36"	117	\$1469	+\$148
	42-36-2B2FC	38 $\frac{7}{8}$ "	42"	134	\$1645	+\$165

How to order

1. Specify product number.
2. Specify finish color.
3. Specify options.

Product code key example

36-24-3EDPC

- 36** cabinet width
- 24** interior height
- 3** number of drawers
- EDP** EDP kit
- C** Custom Profile Series

General information

These cabinets are complete assembled units without drawer or door fronts. Prices do not include fronts. See the shop drawings at the end of this section for information about the fabrication and installation of custom fronts. Exterior cabinet heights are nominal. Actual heights (with glides fully recessed) are $\frac{1}{8}$ " less. Cabinets are priced inclusive of 1 pair of hangfile bars in each pullout opening, 1 EDP kit in each 15" opening.

Cabinets are 18" in depth.

Counterweights

Counterweights are required for ALL freestanding units that are not anchored or ganged to other cabinets or bolted to walls/floor. See Counterweight matrix on page 022.

Accessories

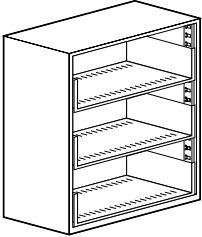
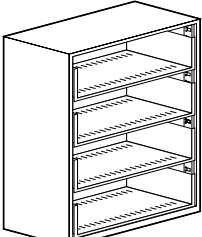
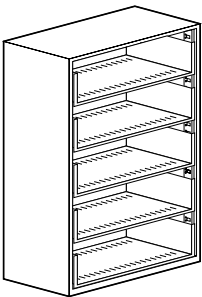
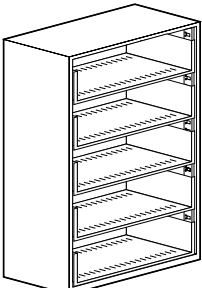
See Lateral File Accessories section for counterweights and accessories.

Lock option

Cabinets come standard with lock. If lock is not required add suffix **'/NL'** after product number. Deduct \$61 list. **Extended lock barrels are standard.**

Finishes

Refer to Finishes section for color options. Drawer bodies and accessories are finished in Eco Black.

Description	Part number	Height	Depth	Weight (lbs)	Neutral paint/ base price	Accent paint
	30-45-3EDPC	47 $\frac{7}{8}$ "	30"	104	\$1459	+\$147
	36-45-3EDPC	47 $\frac{7}{8}$ "	36"	121	\$1648	+\$166
	42-45-3EDPC	47 $\frac{7}{8}$ "	42"	138	\$1850	+\$186
	30-4FFC	50 $\frac{7}{8}$ "	30"	130	\$1480	+\$149
	36-4FFC	50 $\frac{7}{8}$ "	36"	146	\$1725	+\$173
	42-4FFC	50 $\frac{7}{8}$ "	42"	162	\$1956	+\$196
	30-60-4EDPC	62 $\frac{7}{8}$ "	30"	134	\$1805	+\$181
	36-60-4EDPC	62 $\frac{7}{8}$ "	36"	150	\$1997	+\$200
	42-60-4EDPC	62 $\frac{7}{8}$ "	42"	166	\$2236	+\$225
	30-5FFC	62 $\frac{7}{8}$ "	30"	134	\$1755	+\$176
	36-5FFC	62 $\frac{7}{8}$ "	36"	150	\$2006	+\$201
	42-5FFC	62 $\frac{7}{8}$ "	42"	166	\$2280	+\$229

Custom Profile

Laterals Multi-units

How to order

1. Specify product number.
2. Specify finish color.
3. Specify options.

Product code key example

36-48-2BFC

- 36** cabinet width
48 interior height
2 number of drawers
B 6" box drawer
F 12" file drawer
C Custom Profile Series

General information

These cabinets are complete assembled units without drawer or door fronts. Prices do not include fronts. See the shop drawings at the end of this section for information about the fabrication and installation of custom fronts. Exterior cabinet heights are nominal. Actual heights (with glides fully recessed) are $\frac{1}{8}$ " less. Cabinets are priced inclusive of 1 pair of hangfile bars in each pullout opening, 1 EDP kit in each 15" opening.

Cabinets are 18" in depth.

Counterweights

Counterweights are required for ALL freestanding units that are not anchored or ganged to other cabinets or bolted to walls/floor. See Counterweight matrix on page 022.

Accessories

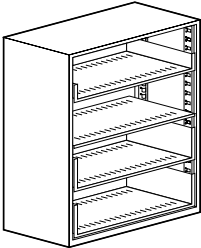
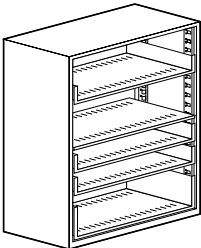
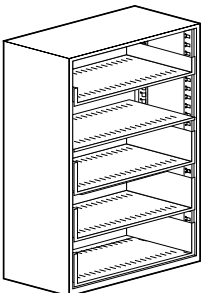
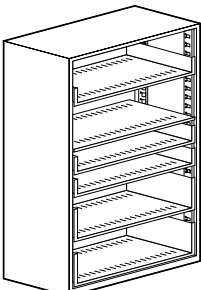
See Lateral File Accessories section for counterweights and accessories.

Lock option

Cabinets come standard with lock. If lock is not required add suffix '/NL' after product number. Deduct \$61 list. **Extended lock barrels are standard.**

Finishes

Refer to Finishes section for color options. Drawer bodies and accessories are finished in Eco Black.

Description	Part number	Height	Depth	Weight (lbs)	Neutral paint/ base price	Accent paint	
	Cabinet with top opening 24" cupboard insert, other 2 openings 12" drawers, no doors or fronts	30-48-HD2FC	50 $\frac{7}{8}$ "	30"	58	\$1473	+\$149
		36-48-HD2FC	50 $\frac{7}{8}$ "	36"	70	\$1685	+\$169
		42-48-HD2FC	50 $\frac{7}{8}$ "	42"	82	\$1896	+\$190
	Cabinet with top opening 24" cupboard insert, next 2 openings 6" drawers, bottom opening 12" drawer, no doors or fronts	30-48-HD2BFC	50 $\frac{7}{8}$ "	30"	61	\$1586	+\$160
		36-48-HD2BFC	50 $\frac{7}{8}$ "	36"	73	\$1815	+\$182
		42-48-HD2BFC	50 $\frac{7}{8}$ "	42"	85	\$2041	+\$205
	Cabinet with top opening 24" cupboard insert, other 3 openings 12", drawers, no doors or fronts	30-60-HD3FC	62 $\frac{7}{8}$ "	30"	71	\$1747	+\$176
		36-60-HD3FC	62 $\frac{7}{8}$ "	36"	91	\$1970	+\$197
		42-60-HD3FC	62 $\frac{7}{8}$ "	42"	101	\$2218	+\$223
	Cabinet with top opening 24" cupboard insert, next 2 openings 6" drawers, bottom 2 openings 12" drawers, no doors or fronts	30-60-HD2B2FC	62 $\frac{7}{8}$ "	30"	74	\$1859	+\$187
		36-60-HD2B2FC	62 $\frac{7}{8}$ "	36"	94	\$2100	+\$211
		42-60-HD2B2FC	62 $\frac{7}{8}$ "	42"	104	\$2363	+\$237

How to order

1. Specify product number.
2. Specify finish color.
3. Specify options.

Product code key example

3624HDC-SH

- 36** cabinet width
24 interior height
HD hinged doors
C Custom Profile Series
SH shelf

General information

These cabinets are complete assembled units without door fronts. Prices do not include fronts. See the shop drawings at the end of this section for information about the fabrication and installation of custom fronts. Exterior cabinet heights are nominal. Actual heights (with glides fully recessed) are $\frac{1}{8}$ " less. Standard hardware is self-closing European style hinges that open 110°. Shelves are slotted every $1\frac{1}{2}$ " and are height adjustable in $1\frac{1}{2}$ " increments. Shelf dividers are not included.

Cabinets are 18" in depth.

Lock option

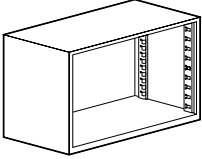
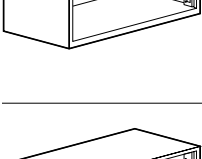
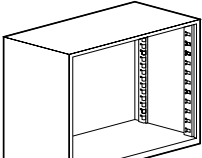
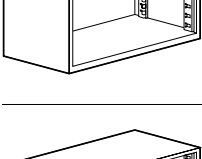
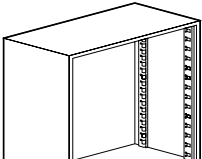
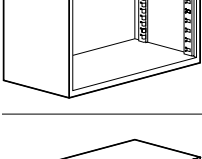
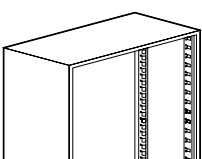
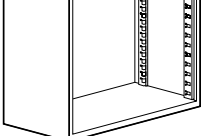
Cabinets come standard with lock. If lock is not required add suffix 'NL' after product number. Deduct \$61 list. **Extended lock barrels are standard.**

Finishes

Refer to Finishes section for color options. Drawer bodies and accessories are finished in Eco Black.

Accessories

See Lateral File Accessories section for counterweights and accessories.

Description	Part number	Height	Depth	Weight (lbs)	Neutral paint/ base price	Accent paint
 Cabinet with no interior accessories, no doors	3024HDC	26 $\frac{7}{8}$ "	30"	38	\$616	+\$62
	3624HDC	26 $\frac{7}{8}$ "	36"	46	\$643	+\$65
	4224HDC	26 $\frac{7}{8}$ "	42"	54	\$683	+\$70
 Cabinet with 1 slotted shelf, no doors	3024HDC-SH	26 $\frac{7}{8}$ "	30"	48	\$703	+\$72
	3624HDC-SH	26 $\frac{7}{8}$ "	36"	57	\$730	+\$74
	4224HDC-SH	26 $\frac{7}{8}$ "	42"	66	\$768	+\$78
 Cabinet with no interior accessories, no doors	3030HDC	32 $\frac{7}{8}$ "	30"	43	\$680	+\$69
	3630HDC	32 $\frac{7}{8}$ "	36"	52	\$707	+\$72
	4230HDC	32 $\frac{7}{8}$ "	42"	61	\$780	+\$79
 Cabinet with 1 slotted shelf, no doors	3030HDC-SH	32 $\frac{7}{8}$ "	30"	53	\$764	+\$78
	3630HDC-SH	32 $\frac{7}{8}$ "	36"	63	\$793	+\$81
	4230HDC-SH	32 $\frac{7}{8}$ "	42"	73	\$864	+\$88
 Cabinet with no interior accessories, no doors	3036HDC	38 $\frac{7}{8}$ "	30"	48	\$691	+\$70
	3636HDC	38 $\frac{7}{8}$ "	36"	58	\$734	+\$75
	4236HDC	38 $\frac{7}{8}$ "	42"	68	\$805	+\$82
 Cabinet with 2 slotted shelves, no doors	3036HDC-SH	38 $\frac{7}{8}$ "	30"	58	\$862	+\$87
	3636HDC-SH	38 $\frac{7}{8}$ "	36"	68	\$906	+\$92
	4236HDC-SH	38 $\frac{7}{8}$ "	42"	78	\$979	+\$99
 Cabinet with no interior accessories, no doors	3045HDC	47 $\frac{7}{8}$ "	30"	56	\$883	+\$89
	3645HDC	47 $\frac{7}{8}$ "	36"	68	\$922	+\$93
	4245HDC	47 $\frac{7}{8}$ "	42"	80	\$1044	+\$105
 Cabinet with 2 slotted shelves, no doors	3045HDC-SH	47 $\frac{7}{8}$ "	30"	86	\$1064	+\$107
	3645HDC-SH	47 $\frac{7}{8}$ "	36"	99	\$1096	+\$110
	4245HDC-SH	47 $\frac{7}{8}$ "	42"	112	\$1214	+\$122

Custom Profile

Laterals

Storage and Wardrobe Cabinets

How to order

1. Specify product number.
2. Specify finish color.
3. Specify options.

Product code key example

3648HDC-SH

- 36** cabinet width
48 interior height
HD hinged door
C Custom Profile Series
SH shelf

General information

These cabinets are complete assembled units without or door fronts. Prices do not include fronts. See the shop drawings at the end of this section for information about the fabrication and installation of custom fronts. Exterior cabinet heights are nominal. Actual heights (with glides fully recessed) are $\frac{1}{8}$ " less. Standard hardware is self-closing European style hinges that open 110°. Shelves are slotted every 1½" and are height adjustable in 1½" increments. Shelf dividers are not included.

Cabinets are 18" in depth.

Lock option

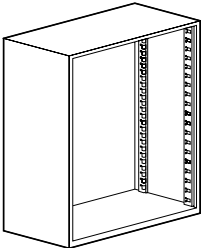
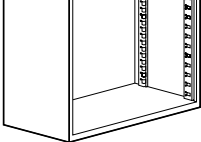
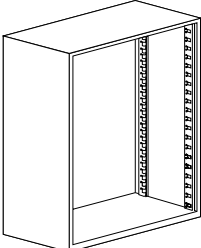
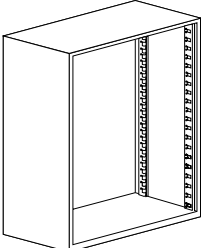
Cabinets come standard with lock. If lock is not required add suffix '**NL**' after product number. Deduct \$61 list. **Extended lock barrels are standard.**

Finishes

Refer to Finishes section for color options. Drawer bodies and accessories are finished in Eco Black.

Accessories

See Lateral File Accessories section for counterweights and accessories.

Description	Part number	Height	Depth	Weight (lbs)	Neutral paint/ base price	Accent paint
 Cabinet with no interior accessories, no doors	3048HDC	50 $\frac{7}{8}$ "	30"	58	\$803	+\$82
	3648HDC	50 $\frac{7}{8}$ "	36"	70	\$926	+\$94
	4248HDC	50 $\frac{7}{8}$ "	42"	82	\$1046	+\$105
 Cabinet with 2 slotted shelves, no doors	3048HDC-SH	50 $\frac{7}{8}$ "	30"	88	\$976	+\$99
	3648HDC-SH	50 $\frac{7}{8}$ "	36"	103	\$1098	+\$111
	4248HDC-SH	50 $\frac{7}{8}$ "	42"	118	\$1216	+\$122
 Cabinet with no interior accessories, no doors	3049.5HDC	52 $\frac{3}{8}$ "	30"	59	\$818	+\$83
	3649.5HDC	52 $\frac{3}{8}$ "	36"	71	\$927	+\$94
	4249.5HDC	52 $\frac{3}{8}$ "	42"	83	\$1047	+\$106
 Cabinet with 2 slotted shelves, no doors	3049.5HDC-SH	52 $\frac{3}{8}$ "	30"	89	\$991	+\$100
	3649.5HDC-SH	52 $\frac{3}{8}$ "	36"	104	\$1099	+\$111
	4249.5HDC-SH	52 $\frac{3}{8}$ "	42"	119	\$1217	+\$122

How to order

1. Specify product number.
2. Specify finish color.
3. Specify options.

Product code key example

3660HDC-WS

- 36** cabinet width
60 interior height
HD hinged doors
C Custom Profile Series
WS shelves with coat rod

General information

These cabinets are complete assembled units without or door fronts. Prices do not include door fronts. See the shop drawings at the end of this section for information about the fabrication and installation of custom fronts. Exterior cabinet heights are nominal. Actual heights (with glides fully recessed) are 1/8" less. Standard hardware is self-closing European style hinges that open 110°. Shelves are slotted every 1 1/2" and are height adjustable in 1 1/2" increments. Shelf dividers are not included.

Cabinets are 18" in depth.

Lock option

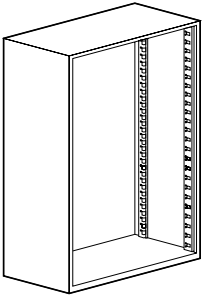
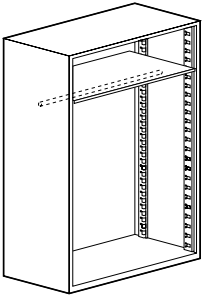
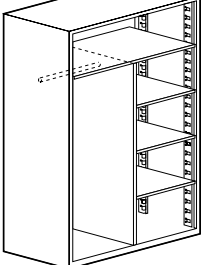

Cabinets come standard with lock. If lock is not required add suffix '/NL' after product number. Deduct \$61 list. **Extended lock barrels are standard.**

Finishes

Refer to Finishes section for color options. Drawer bodies and accessories are finished in Eco Black.

Accessories

See Lateral File Accessories section for counterweights and accessories.

Description	Part number	Height	Depth	Weight (lbs)	Neutral paint/ base price	Accent paint
	3060HDC	62 7/8"	30"	68	\$788	+\$80
	3660HDC	62 7/8"	36"	82	\$900	+\$91
	4260HDC	62 7/8"	42"	96	\$1026	+\$103
	3060HDC-SH	62 7/8"	30"	98	\$1046	+\$105
	3660HDC-SH	62 7/8"	36"	115	\$1158	+\$116
	4260HDC-SH	62 7/8"	42"	132	\$1285	+\$129
	3060HDC-W	62 7/8"	30"	78	\$904	+\$91
	3660HDC-W	62 7/8"	36"	95	\$1017	+\$103
	4260HDC-W	62 7/8"	42"	112	\$1145	+\$115
	3060HDC-WS	62 7/8"	30"	88	\$1103	+\$111
	3660HDC-WS	62 7/8"	36"	105	\$1215	+\$122
	4260HDC-WS	62 7/8"	42"	122	\$1344	+\$135

Custom Profile

Laterals

Storage and Wardrobe Cabinets

How to order

1. Specify product number.
2. Specify finish color.
3. Specify options.

Product code key example

3673.5HDC

- 36** cabinet width
73.5 interior height
HD hinged doors
C Custom Profile Series
SH shelves

General information

These cabinets are complete assembled units without or door fronts. Prices do not include fronts. See the shop drawings at the end of this section for information about the fabrication and installation of custom fronts. Exterior cabinet heights are nominal. Actual heights (with glides fully recessed) are $\frac{1}{8}$ " less. Standard hardware is self-closing European style hinges that open 110°. Shelves are slotted every 1½" and are height adjustable in 1½" increments. Shelf dividers are not included.

Cabinets are 18" in depth.

Lock option

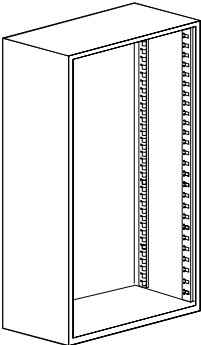
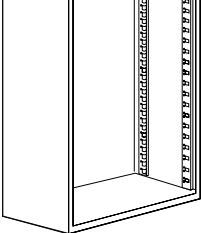
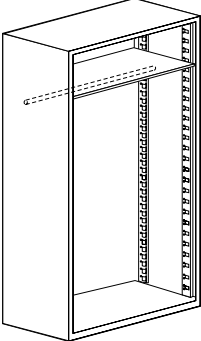
Cabinets come standard with lock. If lock is not required add suffix '**/NL**' after product number. Deduct \$61 list. **Extended lock barrels are standard.**

Finishes

Refer to Finishes section for color options. Drawer bodies and accessories are finished in Eco Black.

Accessories

See Lateral File Accessories section for counterweights and accessories.

Description	Part number	Height	Depth	Weight (lbs)	Neutral paint/ base price	Accent paint
	3073.5HDC	76 $\frac{3}{8}$ "	30"	81	\$954	+\$96
	3673.5HDC	76 $\frac{3}{8}$ "	36"	92	\$1099	+\$111
	4273.5HDC	76 $\frac{3}{8}$ "	42"	104	\$1233	+\$124
	3073.5HDC-SH	76 $\frac{3}{8}$ "	30"	121	\$1299	+\$130
	3673.5HDC-SH	76 $\frac{3}{8}$ "	36"	136	\$1443	+\$146
	4273.5HDC-SH	76 $\frac{3}{8}$ "	42"	152	\$1577	+\$159
	3073.5HDC-W	76 $\frac{3}{8}$ "	30"	91	\$1070	+\$108
	3673.5HDC-W	76 $\frac{3}{8}$ "	36"	105	\$1215	+\$122
	4273.5HDC-W	76 $\frac{3}{8}$ "	42"	120	\$1351	+\$137

How to order

1. Specify basic cabinet product number.
2. Specify cabinet interiors from TOP to BOTTOM.
3. Specify accessories, see Accessories section.
4. Specify finish color.
5. If lock is not required add suffix 'NL' after product number. Deduct \$61 list.

Product code key example 30-15C

- 30** cabinet width
15 cabinet interior clear height
C Custom Profile Series

General information

Cases in this section are basic empty units without doors, drawers or accessories. Specify cabinet components and accessories on the following pages ensuring the total height of the selected components equals the total interior clear height of the case. Cabinets are available in 42" case heights and 3" widths. Interior components are available in 3", 6", 10½", 12", 13½", 15" and 24" sizes. (Note: 3" drawers specified in a bottom opening, above a 1½" filler or above a reference shelf cannot be locked.) ⅝" glides are standard and can be used with or without base aprons. Counterweights are recommended.

Cabinets are 18" in depth.

Counterweights

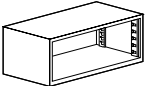
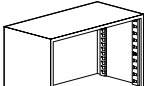
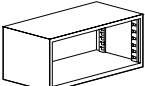
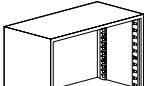
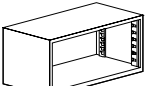
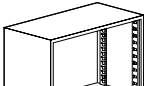
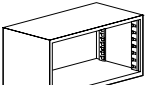
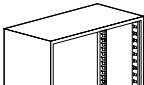
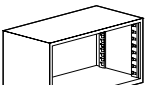
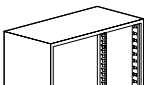
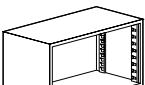
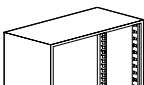
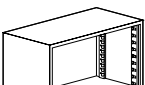
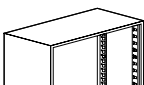
Counterweights are required for ALL freestanding units that are not anchored or ganged to other cabinets or bolted to walls/floor. See Counterweight matrix on page 022.

Finishes

Refer to Finishes section for color options.

Note: Exterior cabinet heights shown below are nominal. Actual heights, with glides fully recessed, are ⅛" less.

Cabinets 64 ⅜" and over include a hidden tie bar in their construction.

	Interior height	Exterior height	Part number	Neutral paint/ base price	Accent paint		Interior height	Exterior height	Part number	Neutral paint/ base price	Accent paint
	15"	17 ⅞"	30-15C 36-15C 42-15C	\$430 \$473 \$506	+\$44 +\$48 +\$51		25 ½"	28 ⅜"	30-25.5C 36-25.5C 42-25.5C	\$497 \$500 \$546	+\$50 +\$51 +\$55
	16 ½"	19 ⅜"	30-16.5C 36-16.5C 42-16.5C	\$445 \$480 \$508	+\$45 +\$49 +\$51		27"	29 ⅞"	30-27C 36-27C 42-27C	\$505 \$520 \$576	+\$51 +\$53 +\$58
	18"	20 ⅞"	30-18C 36-18C 42-18C	\$448 \$481 \$514	+\$46 +\$49 +\$52		28 ½"	31 ⅜"	30-28.5C 36-28.5C 42-28.5C	\$520 \$537 \$600	+\$53 +\$54 +\$61
	19 ½"	22 ⅜"	30-19.5C 36-19.5C 42-19.5C	\$450 \$482 \$520	+\$46 +\$49 +\$53		30"	32 ⅞"	30-30C 36-30C 42-30C	\$521 \$556 \$628	+\$53 +\$56 +\$63
	21"	23 ⅞"	30-21C 36-21C 42-21C	\$451 \$483 \$522	+\$46 +\$49 +\$53		31 ½"	34 ⅜"	30-31.5C 36-31.5C 42-31.5C	\$522 \$560 \$629	+\$53 +\$57 +\$63
	22 ½"	25 ⅜"	30-22.5C 36-22.5C 42-22.5C	\$452 \$484 \$523	+\$46 +\$49 +\$53		33"	35 ⅞"	30-33C 36-33C 42-33C	\$523 \$563 \$635	+\$53 +\$57 +\$64
	24"	26 ⅞"	30-24C 36-24C 42-24C	\$453 \$485 \$525	+\$46 +\$49 +\$53		34 ½"	37 ⅜"	30-34.5C 36-34.5C 42-34.5C	\$525 \$568 \$646	+\$53 +\$57 +\$65

Custom Profile

Build-Ups

Basic Lateral Cabinets

How to order

1. Specify basic cabinet product number.
2. Specify cabinet interiors from TOP to BOTTOM.
3. Specify accessories, see Accessories section.
4. Specify finish color.
5. If lock is not required add suffix 'NL' after product number. Deduct \$61 list.

Product code key example

30-36C

- 30** cabinet width
36 cabinet interior clear height
C Custom Profile Series

General information

Cases in this section are basic empty units without doors, drawers or accessories. Specify cabinet components and accessories on the following pages ensuring the total height of the selected components equals the total interior clear height of the case. Cabinets are available in 42" case heights and 3" widths. Interior components are available in 3", 6", 10½", 12", 13½", 15" and 24" sizes. (Note: 3" drawers specified in a bottom opening, above a 1½" filler or above a reference shelf cannot be locked.) ⅝" glides are standard and can be used with or without base aprons. Counterweights are recommended.

Cabinets are 18" in depth.

Counterweights

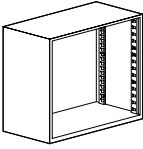
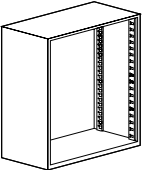
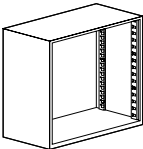
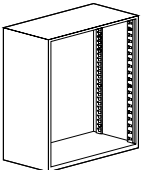
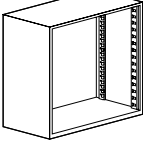
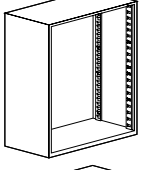
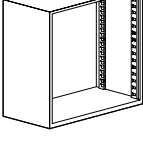
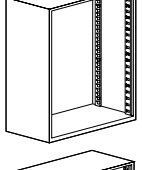
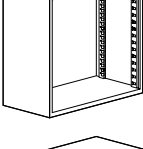
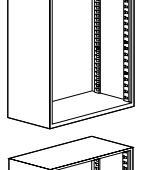
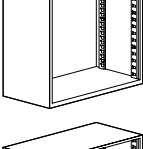
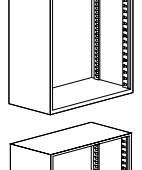
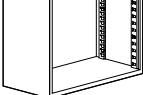
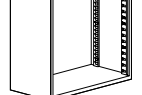
Counterweights are required for ALL freestanding units that are not anchored or ganged to other cabinets or bolted to walls/floor. See Counterweight matrix on page 022.

Finishes

Refer to Finishes section for color options.

Note: Exterior cabinet heights shown below are nominal. Actual heights, with glides fully recessed, are ⅛" less.

Cabinets 64 ⅜" and over include a hidden tie bar in their construction.

	Interior height	Exterior height	Part number	Neutral paint/ base price	Accent paint		Interior height	Exterior height	Part number	Neutral paint/ base price	Accent paint
	36"	38 ⅞"	30-36C 36-36C 42-36C	\$528 \$570 \$646	+\$53 +\$58 +\$65		46 ½"	49 ⅜"	30-46.5C 36-46.5C 42-46.5C	\$563 \$698 \$818	+\$57 +\$71 +\$83
	37 ½"	40 ⅜"	30-37.5C 36-37.5C 42-37.5C	\$538 \$589 \$675	+\$54 +\$59 +\$69		48"	50 ⅞"	30-48C 36-48C 42-48C	\$564 \$699 \$821	+\$57 +\$71 +\$83
	39"	41 ⅞"	30-39C 36-39C 42-39C	\$547 \$609 \$698	+\$55 +\$61 +\$71		49 ½"	52 ⅜"	30-49.5C 36-49.5C 42-49.5C	\$576 \$701 \$822	+\$58 +\$71 +\$83
	40 ½"	43 ⅜"	30-40.5C 36-40.5C 42-40.5C	\$550 \$633 \$730	+\$56 +\$64 +\$74		51"	53 ⅞"	30-51C 36-51C 42-51C	\$591 \$705 \$828	+\$60 +\$72 +\$84
	42"	44 ⅞"	30-42C 36-42C 42-42C	\$557 \$655 \$759	+\$56 +\$66 +\$77		52 ½"	55 ⅜"	30-52.5C 36-52.5C 42-52.5C	\$592 \$708 \$838	+\$60 +\$72 +\$85
	43 ½"	46 ⅜"	30-43.5C 36-43.5C 42-43.5C	\$560 \$680 \$791	+\$57 +\$69 +\$80		54"	56 ⅞"	30-54C 36-54C 42-54C	\$599 \$714 \$841	+\$60 +\$73 +\$85
	45"	47 ⅞"	30-45C 36-45C 42-45C	\$561 \$697 \$817	+\$57 +\$71 +\$83		55 ½"	58 ⅜"	30-55.5C 36-55.5C 42-55.5C	\$600 \$720 \$850	+\$61 +\$73 +\$86

How to order

1. Specify basic cabinet product number.
2. Specify cabinet interiors from TOP to BOTTOM.
3. Specify accessories, see Accessories section.
4. Specify finish color.
5. If lock is not required add suffix **'/NL'** after product number. Deduct \$61 list.

Product code key example 30-15C

- 30** cabinet width
- 15** cabinet interior clear height
- C** Custom Profile Series

General information

Cases in this section are basic empty units without doors, drawers or accessories. Specify cabinet components and accessories on the following pages ensuring the total height of the selected components equals the total interior clear height of the case. Cabinets are available in 42" case heights and 3" widths. Interior components are available in 3", 6", 10½", 12", 13½", 15" and 24" sizes. (Note: 3" drawers specified in a bottom opening, above a 1½" filler or above a reference shelf cannot be locked.) ⅝" glides are standard and can be used with or without base aprons. Counterweights are recommended.

Cabinets are 18" in depth.

Counterweights

Counterweights are required for ALL freestanding units that are not anchored or ganged to other cabinets or bolted to walls/floor. See Counterweight matrix on page <?>.

Finishes

Refer to Finishes section for color options.

Note: Exterior cabinet heights shown below are nominal. Actual heights, with glides fully recessed, are ⅛" less.

Cabinets 64 ⅜" and over include a hidden tie bar in their construction.

	Interior height	Exterior height	Part number	Neutral paint/ base price	Accent paint		Interior height	Exterior height	Part number	Neutral paint/ base price	Accent paint
	57"	59 ⅞"	30-57C 36-57C 42-57C	\$602 \$727 \$855	+\$61 +\$74 +\$87		67 ½"	70 ⅜"	30-67.5C 36-67.5C 42-67.5C	\$687 \$811 \$952	+\$70 +\$82 +\$96
	58 ½"	61 ⅜"	30-58.5C 36-58.5C 42-58.5C	\$603 \$728 \$856	+\$61 +\$74 +\$87		69"	71 ⅞"	30-69C 36-69C 42-69C	\$704 \$850 \$976	+\$72 +\$86 +\$99
	60"	62 ⅞"	30-60C 36-60C 42-60C	\$608 \$729 \$857	+\$61 +\$74 +\$87		70 ½"	73 ⅜"	30-70.5C 36-70.5C 42-70.5C	\$728 \$875 \$1005	+\$74 +\$89 +\$101
	61 ½"	64 ⅜"	30-61.5C 36-61.5C 42-61.5C	\$609 \$730 \$858	+\$61 +\$74 +\$87		72"	74 ⅞"	30-72C 36-72C 42-72C	\$755 \$901 \$1028	+\$77 +\$91 +\$104
	63"	65 ⅞"	30-63C 36-63C 42-63C	\$626 \$754 \$878	+\$63 +\$77 +\$89		73 ½"	76 ⅜"	30-73.5C 36-73.5C 42-73.5C	\$775 \$927 \$1064	+\$79 +\$94 +\$107
	64 ½"	67 ⅜"	30-64.5C 36-64.5C 42-64.5C	\$642 \$775 \$903	+\$65 +\$79 +\$91		75"	77 ⅞"	30-75C 36-75C 42-75C	\$807 \$957 \$1093	+\$82 +\$97 +\$110
	66"	68 ⅞"	30-66C 36-66C 42-66C	\$662 \$801 \$926	+\$67 +\$81 +\$94		76 ½"	79 ⅜"	30-76.5C 36-76.5C	\$839 \$988	+\$85 +\$100

How to order

1. Specify basic cabinet product number followed by drawer and shelf interiors with their accessories (see Accessories section) in order from TOP to BOTTOM, indicating which interior is in the top position. Interiors may be specified in almost any combination to make up the TOTAL INTERIOR HEIGHT.
2. Specify finish color

Product Code Key Example

6FFC-36

6 -opening size
FF -drawer, no front
C -Custom Profile Series
30 -width

General Information

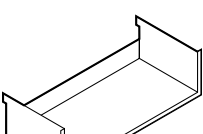
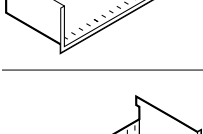
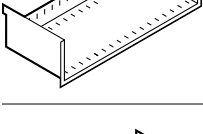
Drawer and shelf interiors on these pages **do not include accessories.**

Options

Refer to Accessories section.

Finishes

Refer to Finishes section for color options. Accessories, drawer bodies and shelves are finished in Eco Black.

Description	Part number	Height	Depth	Weight (lbs)	Neutral paint/ base price	Accent paint
 3" Opening Interiors 3" drawer, no front	3FFC-30	3"	30"	6	\$159	+\$17
	3FFC-36	3"	36"	8	\$164	+\$18
	3FFC-42	3"	42"	10	\$172	+\$18
 3" drawer with laminate shelf, no front	3FFC/PL-30	3"	30"	21	\$326	+\$34
	3FFC/PL-36	3"	36"	28	\$338	+\$35
	3FFC/PL-42	3"	42"	35	\$376	+\$38
 6" Opening Interiors 6" drawer, no front	6FFC-30	6"	30"	7	\$172	+\$18
	6FFC-36	6"	36"	9	\$194	+\$21
	6FFC-42	6"	42"	11	\$216	+\$23
 10.5" Opening Interiors 10.5" drawer no front to accommodate suspended filing Note: Not to be used for bottom filing. (drawer will not accept dividers)	10.5FFC-30	10.5"	30"	10	\$194	+\$21
	10.5FFC-36	10.5"	36"	13	\$221	+\$23
	10.5FFC-42	10.5"	42"	16	\$248	+\$26
 12" Opening Interiors 12" drawer, no front	12FFC-30	12"	30"	11	\$194	+\$21
	12FFC-36	12"	36"	14	\$221	+\$23
	12FFC-42	12"	42"	17	\$248	+\$26
 13.5" Opening Interiors 13.5" drawer, no front	13.5FFC-30	13.5"	30"	12	\$232	+\$24
	13.5FFC-36	13.5"	36"	15	\$250	+\$26
	13.5FFC-42	13.5"	42"	18	\$278	+\$29
 15" Opening Interiors 15" drawer, no front	15FFC-30	15"	30"	12	\$232	+\$24
	15FFC-36	15"	36"	15	\$250	+\$26
	15FFC-42	15"	42"	18	\$278	+\$29

How to order

- Specify basic cabinet product number followed by drawer and shelf interiors with their accessories (see Accessories section) in order from TOP to BOTTOM, indicating which interior is in the top position. Interiors may be specified in almost any combination to make up the TOTAL INTERIOR HEIGHT.
- Specify finish color

Product Code Key Example

25.5SS-36

25.5 opening size
SS SuperStor™
36 width

General Information

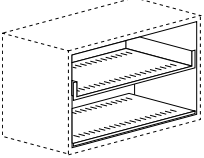
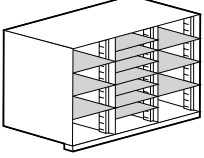
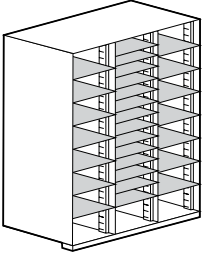

Drawer and shelf interiors on these pages **do not include accessories.**

Options

Refer to Accessories section.

Finishes

Refer to Finishes section for color options. Superstor insert and trays are finished in Onyx Black (#E013).

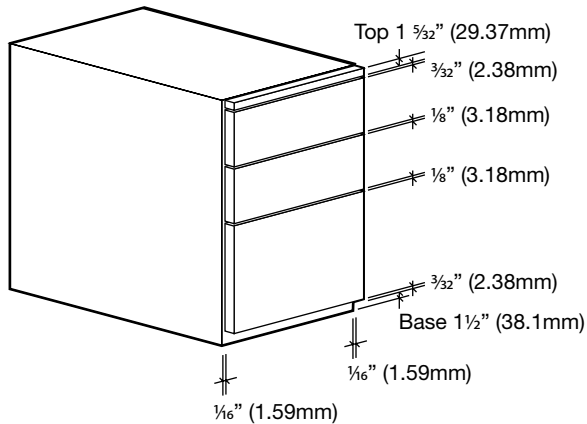
Description	Part number	Height	Depth	Weight (lbs)	Neutral paint/ base price	Accent paint
 <p>24" and 27" Opening Interiors 24" and 27" opening for hinged doors, 1 adjustable slotted shelf. Bottom shelf is standard with slots. Must be specified in top opening.</p>	24HDC/SH-30	24"	30"	20	\$451	+\$46
	24HDC/SH-36	24"	36"	25	\$473	+\$48
	24HDC/SH-42	24"	42"	30	\$506	+\$51
	27HDC/SH-30	27"	30"	22	\$451	+\$56
	27HDC/SH-36	27"	36"	27	\$473	+\$48
	27HDC/SH-42	27"	42"	32	\$506	+\$51
 <p>25.5" Opening Interior 25.5" SuperStor™ insert with or without hinged doors, contains 3 vertical compartments each with 22 slots at 1" increments. May be installed in cabinets with 36" or more interior. SuperStor™ insert must be specified in the top opening of your build-up. Order trays separately.</p>	25.5SS-36	25.5"	36"	55	\$471	+\$48
 <p>51" Opening Interior 51" SuperStor™ insert with or without hinged doors, contains 3 vertical compartments each with 48" slots at 1" increments. May be installed in cabinets with 58.5" or more interior. SuperStor™ inserts must be specified in the top opening of your build-up. Order trays separately.</p>	51SS-36	51"	36"	110	\$746	+\$76
 <p>SuperStor™ trays Pack of 12 trays, black only</p>	T12SS-BL	—	10"	25	\$233	—

The following page contains technical data that enable the specifier to communicate to local fabricators, critical measurements and other details. This will ensure that custom-fabricated fronts can easily be installed either on-site or elsewhere. Please contact Client Services if additional information is required.

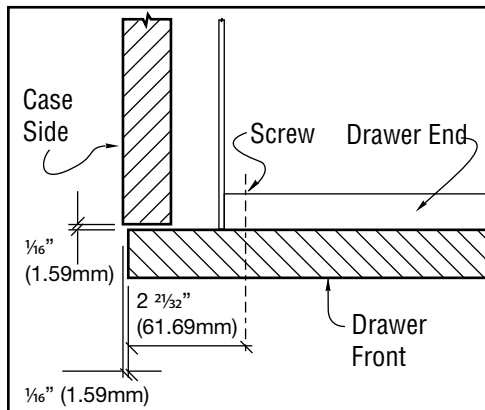
Note: Choose your configuration from the available drawers shown below.

Note to Millwork installers: if a standard extended lock is ordered, it will be shipped with a barrel around the lock cylinder. This should be discarded and the cylinder only fitted through the fascia. Fascia must be $\frac{3}{4}$ " (19.05 mm) thick for use with extended lock barrel.

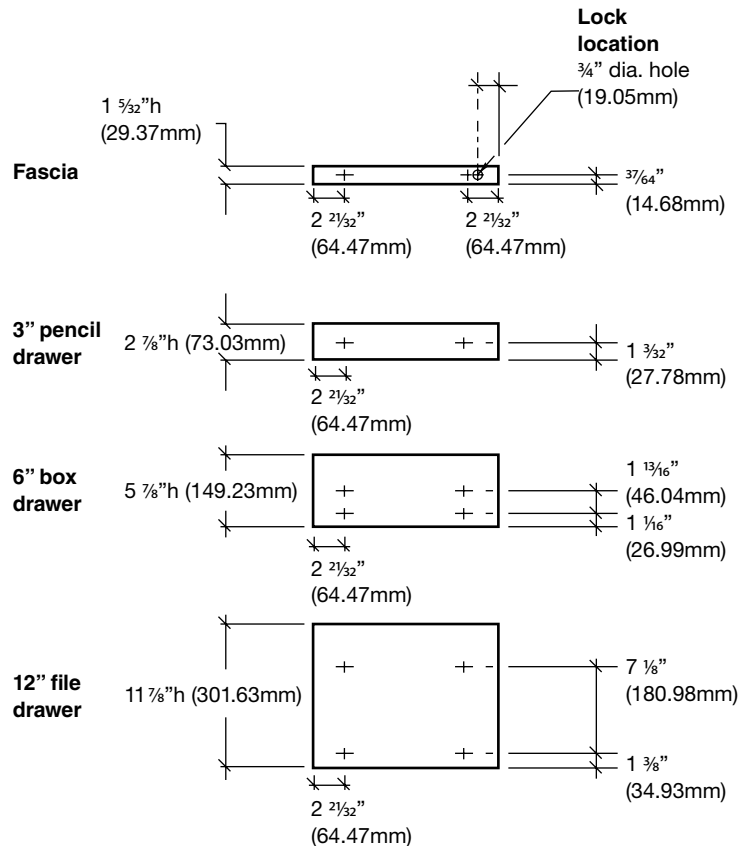
Typical clearances



2-6" Box & 1-12" File Drawers shown above.



Top View of Drawer Front Mounting Detail

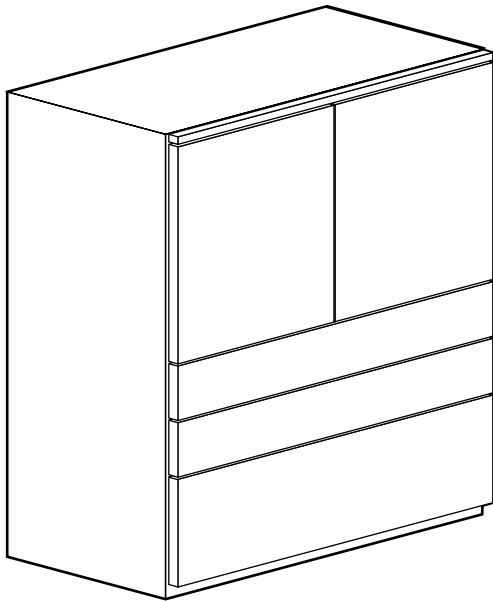


Drawer fronts must be $\frac{3}{4}$ " (19.05mm) thick.

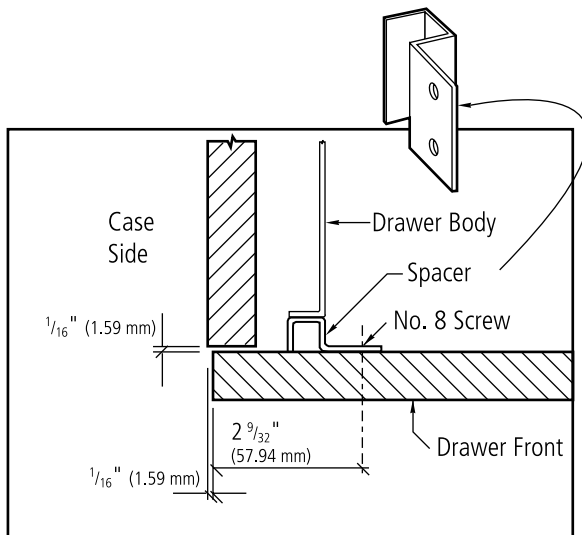
Drawer Front Width

For 15" (381mm) wide pedestals, 14 $\frac{7}{8}$ " (377.83mm)
For 18" (457mm) wide pedestals, 17 $\frac{7}{8}$ " (454.03mm)

The following pages contain technical data that enable the specifier to communicate critical measurements and other details to local fabricators. This will ensure that custom-fabricated fronts can easily be installed. Please contact Office Specialty Customer Service if additional information is required.



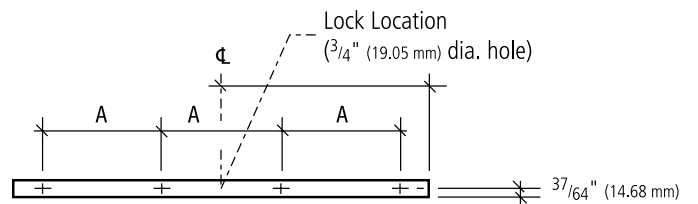
Pilot holes for No. 8 x 5/8" (15 mm) wood screw (3/32" [2 mm] dia. x 5/8" [15 mm]) to mount custom drawer front to drawer body, see detail below.




Note to millwork installers: if a standard extended lock is ordered, it will be shipped with a barrel around the lock cylinder. This should be discarded and the cylinder only fitted through the fascia. Fascia must be 3/4" thick for use with extended lock barrel.

Elevation of interior side of drawer fronts

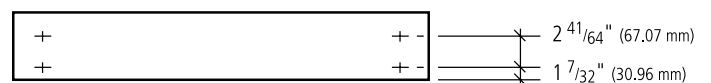
Fascia (optional) 1 1/2" h (29 mm)



3" (76 mm) Drawer Front - 2 7/8" h. (73.03 mm)



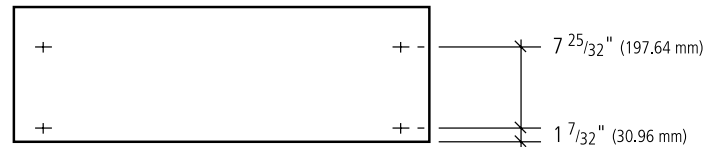
6" (152 mm) Drawer Front - 5 7/8" h. (149.23 mm)



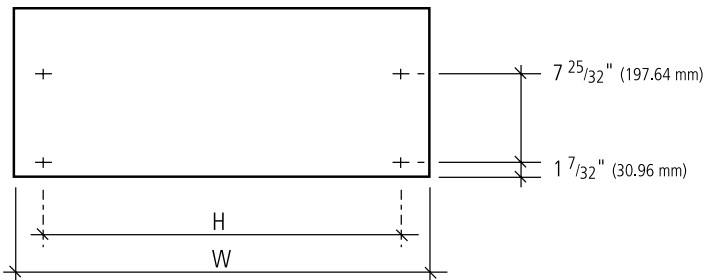
10 1/2" (267 mm) Drawer Front - 10 3/8" h. (263.53 mm)

12" (305 mm) Drawer Front - 11 7/8" h. (301.63 mm)

13 1/2" (343 mm) Drawer Front - 13 3/8" h. (339.73 mm)



15" (381 mm) Drawer Front 14 7/8" h. (377.83 mm)



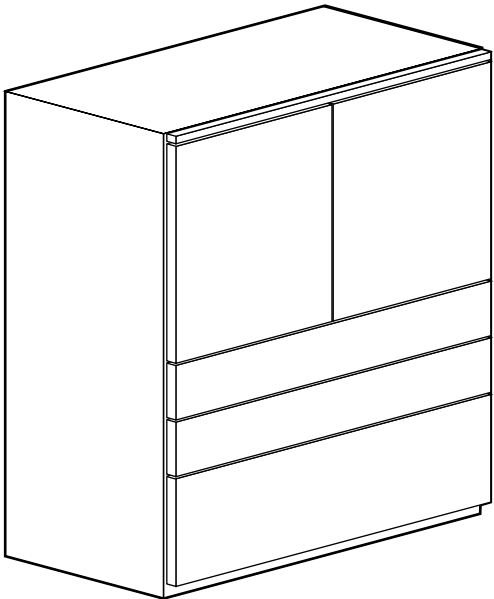
A For 30" (762 mm) wide cabinets is 8 7/16" (214.31 mm)
For 36" (914 mm) wide cabinets is 10 7/16" (265.11 mm)
For 42" (1067 mm) wide cabinets is 12 7/16" (315.91 mm)

H For 30" (762 mm) wide cabinets is 25 5/16" (642.93 mm)
For 36" (914 mm) wide cabinets is 31 5/16" (795.84 mm)
For 42" (1067 mm) wide cabinets is 37 5/16" (947.74 mm)

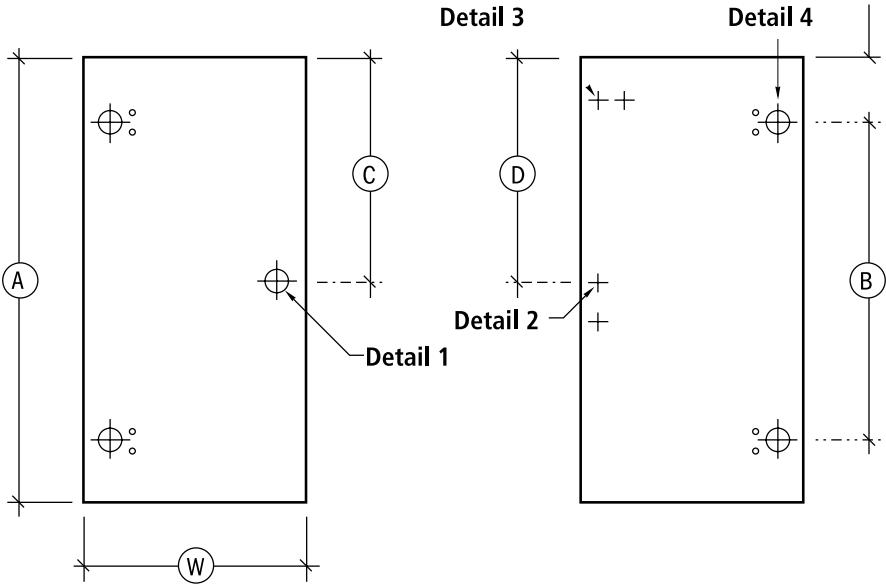
W For 30" (762 mm) wide cabinets is 29 7/8" (758.83 mm)
For 36" (914 mm) wide cabinets is 35 7/8" (911.23 mm)
For 42" (1067 mm) wide cabinets is 41 7/8" (1063.63 mm)

Drawer fronts 3/4" (19.05 mm) thick

Note: 24" (610 mm), 30" (762 mm), 36" (914 mm) high doors use 2 hinges each



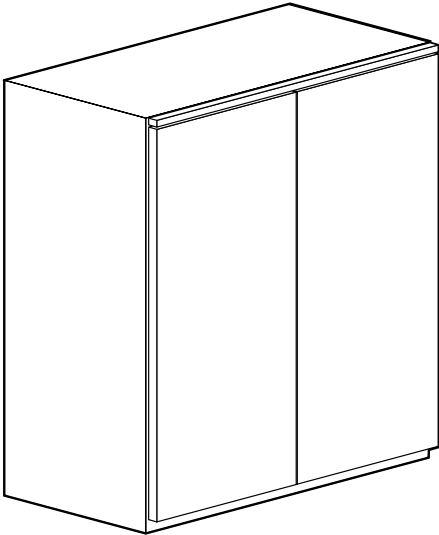
Elevation of interior side of hinged door showing hinge, latch, lock and door striker locations.



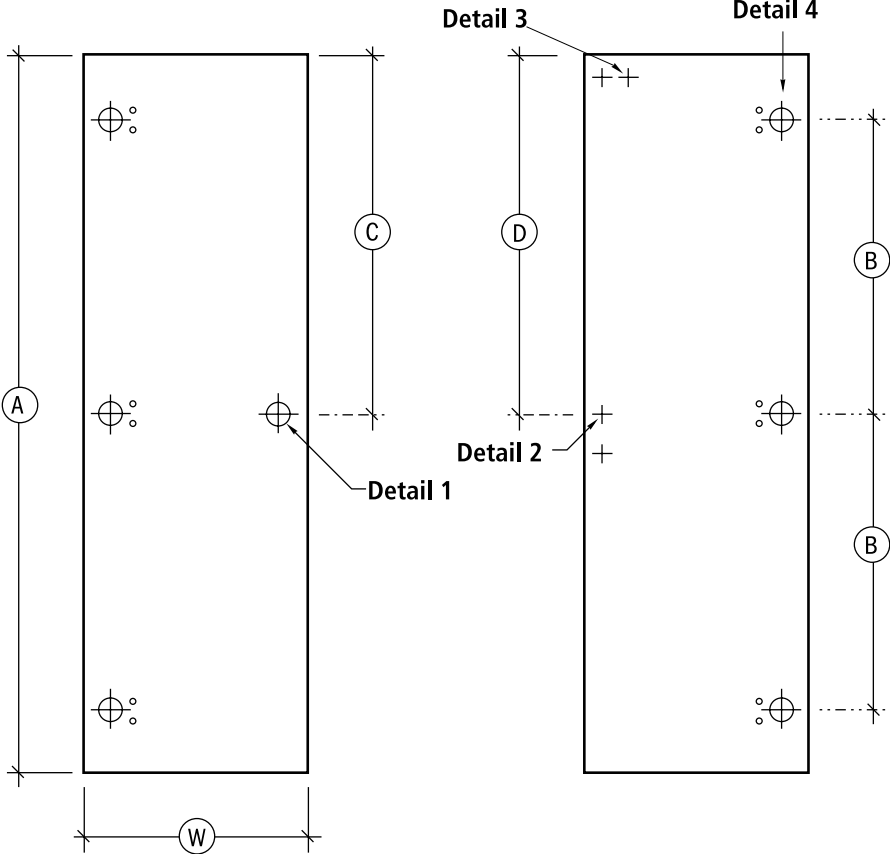
Nominal Door Height	A	B	C	D
24" (610 mm)	23 7/8" (606.43 mm)	15" (381.00 mm)	11 15/16" (303.22 mm)	11 1/16" (296.87 mm)
30" (762 mm)	29 7/8" (758.63 mm)	21" (533.40 mm)	14 15/16" (379.42 mm)	14 1/16" (373.07 mm)
36" (914 mm)	35 7/8" (911.23 mm)	27" (685.80 mm)	17 15/16" (455.62 mm)	17 1/16" (449.27 mm)

W For 30" (762 mm) wide cabinet, each door is 14 7/8" (377.83 mm)
 For 36" (914 mm) wide cabinet, each door is 17 7/8" (454.03 mm)
 For 42" (1067 mm) wide cabinet, each door is 20 7/8" (530.23 mm)

Note: 45" (1143 mm), 48" (1219 mm), 60" (1524 mm) high doors use 3 hinges each



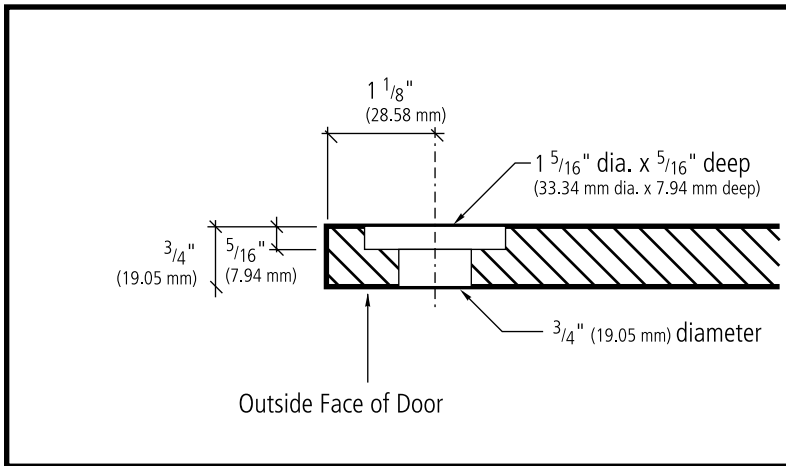
Elevation of interior side of hinged door showing hinge, latch, lock and door striker locations.



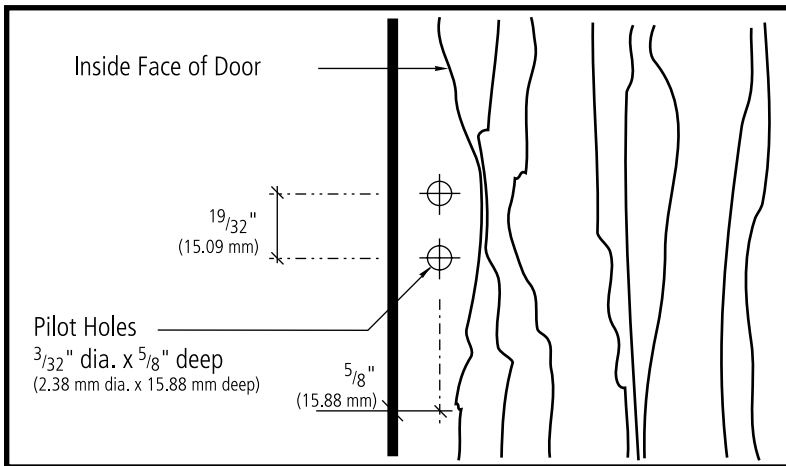
Nominal Door Height	A	B	C	D
45" (1143 mm)	44 7/8" (1139.83 mm)	18" (457.20 mm)	22 7/16" (569.92 mm)	22 3/16" (563.56 mm)
48" (1219 mm)	47 7/8" (1216.03 mm)	19 1/2" (495.30 mm)	23 15/16" (608.02 mm)	23 11/16" (601.67 mm)
60" (1524 mm)	59 7/8" (1520.83 mm)	25 1/2" (647.70 mm)	29 15/16" (760.42 mm)	29 11/16" (754.07 mm)

W For 30" (762 mm) wide cabinet, each door is 14 7/8" (377.83 mm)
 For 36" (914 mm) wide cabinet, each door is 17 7/8" (454.03 mm)
 For 42" (1067 mm) wide cabinet, each door is 20 7/8" (530.23 mm)

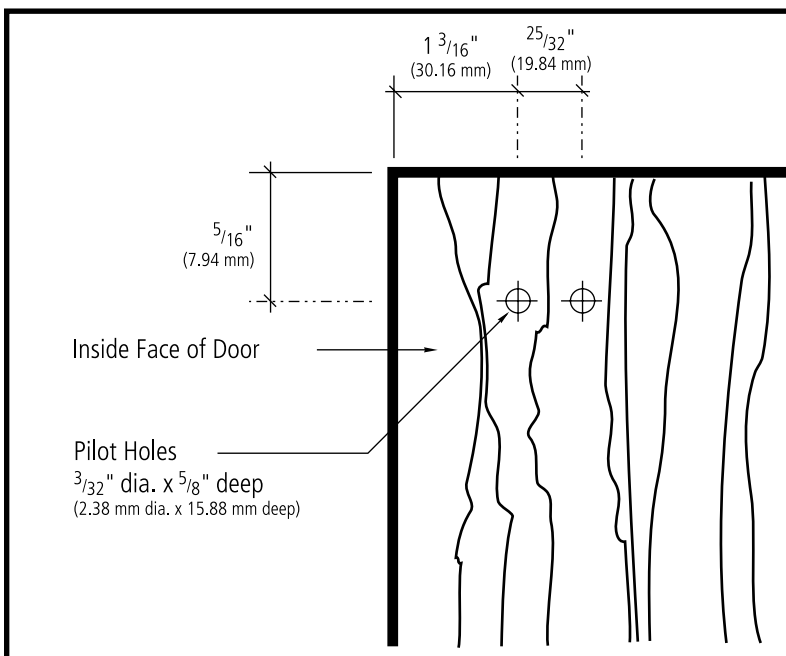
Drilling Details



Door Lock Hole

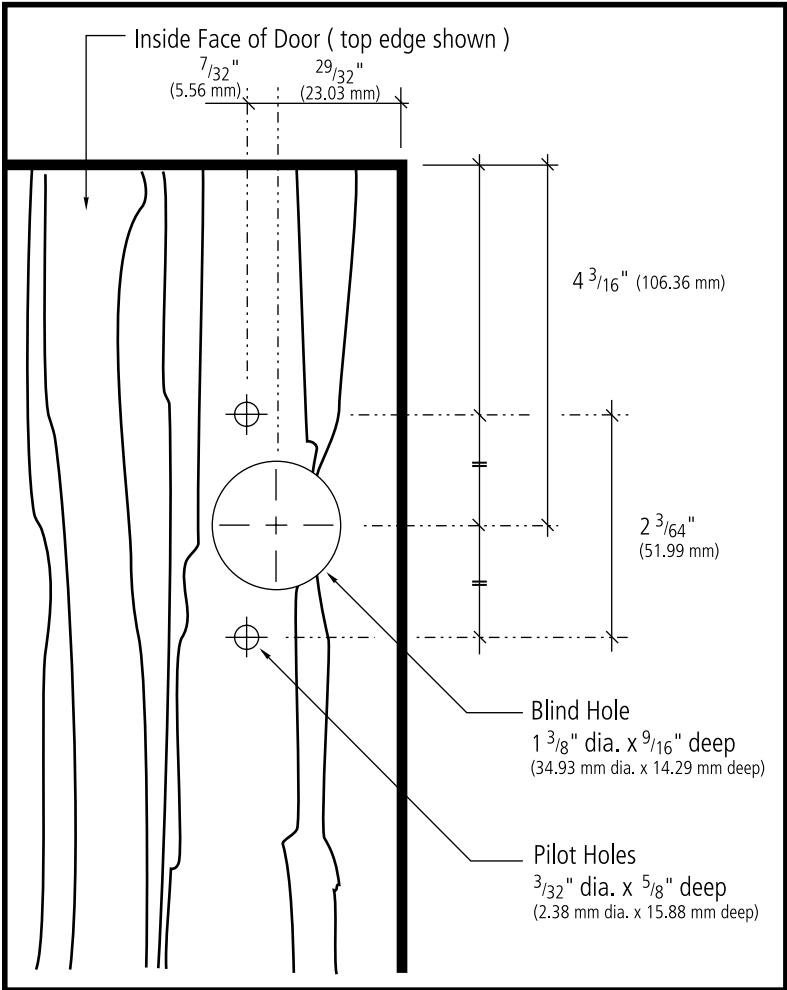


Door Striker Location



Door Latch Location

Drilling Details



Hinge Mounting Hole

Left blank intentionally.

GRID



ANSI/BIFMA

With the addition of counterweights where appropriate, Grid pedestals meet all ANSI/BIFMA specifications.

Construction

Pedestals are welded, “wrap-around” construction using 20 gauge high quality, tension leveled, cold rolled steel.

The steel gauges selected for drawer bodies and accessories ensure the highest quality durability and performance for all components.

Construction features & benefits

1. “Wrap-around” construction with no visible vertical seams gives a clean appearance.
2. Completely enclosed case provides rigid construction and dust-free interiors.
3. Box drawer sides are slotted on 1” centers to allow for maximum flexibility for drawer division.
4. File (12”) drawer bodies have full-height sides to accommodate hanging file folders, eliminating the need for optional file frames.
5. Fully-progressive ball bearing suspensions on all drawers, including pencil and box drawers, are staged so that left and right sides work in unison. This provides smooth drawer operation with minimum force.
6. Staged suspensions allow the drawer to be completely pulled out, providing access to the entire drawer depth.
7. Special “claw-like” device incorporated in the suspension “grips” the fixed section of the suspension arm preventing drawer bounce-back or creep when drawer is closed.
8. Casters and glides are both recessed “inboard” for a uniform exterior appearance with no visible hardware.
9. Modular interior allows for complete interchangeability of drawer types within the pedestal case. For example, two 6” box drawers may be replaced by one 12” file drawer.

Counterweights

Counterweights are required for ALL freestanding units that are not anchored or ganged to other cabinets or bolted to walls/floor.

Counterweights come standard with ALL mobile pedestals and must be field installed.

Drawer standard equipment

Pedestals containing 6” drawers are provided with one pencil tray per pedestal and one steel divider per drawer. 12” drawers have one suspension bar for side-to-side filing of letter or legal folders.

Casters

4 Swivel, recessed 1½” black, double-wheel phenolic carpet casters are supplied with mobile pedestals and must be field installed. Recessed casters are not visible.

Glides

Overall heights are inclusive of metal glides. Heights may be increased up to ⅝” by extending standard glide. Glides are accessible from inside the pedestal when the bottom drawer is fully extended or removed and may be adjusted with a ¼” socket driver.

Optional 1½” stem glides are available. Specify separately and add \$25 list to the pedestal price. Requires field installation.

For optional Platform style glide, see the Accessories section of this price list.

Locks

Pedestals come standard with lock. For lock location, see diagram at the front of this price list.

Random keying is standard. Pedestals may be ordered keyed alike. Specify. Locks feature removable core and are standard with two keys, one of which has a black neoprene plastic key cover.

Master keys are available at \$43 list.

Tops

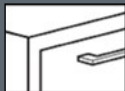
Refer to Accessories Section to specify matching tops.

Finishes

Refer to the Finish section at the front of this price list.

Drawer Pulls

There are 5 pull options for Nuform™ and 6 for veneer fronts.

Pull	Nuform	Veneer
 <p>FP001 P290 Aluminum Leaf Finish</p>		
 <p>FP002 Matte Chrome Finish</p>		
 <p>FP004 Brushed Nickel Finish</p>		
 <p>FP005 Satin Nickel Finish</p>		
 <p>FP007 Brushed Nickel Finish</p>	+\$70	+\$70
 <p>FP008 Matte Chrome Finish</p>	+\$70	+\$70
 <p>FP009 Nickel Plated Matte Finish</p>	+\$70	+\$70

Available

Unavailable

Pulls FP004, FP005, FP007 and FP008 meet the guidelines for ADA compliance.

Note: FP002 is not available on hinged door cabinets.

How to order

1. Specify product number.
2. Specify case finish.
3. Specify front finish.
4. Specify options.

Product code key example

1518□-2F

15 cabinet width
18 cabinet depth

□ **Q** - Nuform
W - veneer

2 number of drawers
F 12" file drawer

NOTE: Pricing for Drawer pull FP001 is standard. For additional pulls review pull option chart.

General information

Pedestals are standard with glides. Exterior pedestal heights are nominal. Actual heights (with glides fully recessed) are 1/8" less. Pedestals containing 6" drawers are standard with one pencil tray per pedestal and one steel divider per drawer. 12" drawers have one suspension bar for side-to-side filing of letter or legal size folders.

Counterweights

Counterweights are required for ALL freestanding units that are not anchored or ganged to other cabinets or bolted to walls/floor. Counterweights are standard with all mobile pedestals and must be field installed. See Counterweight matrix on page 022.

Accessories

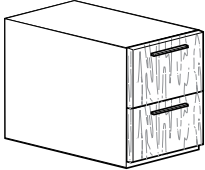
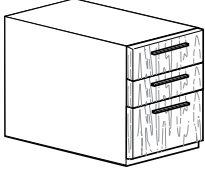
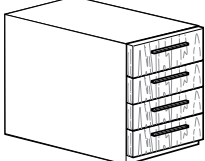
See Accessories section for counterweights and accessories.

Lock option

Pedestals come standard with lock.

Finishes

Refer to Finishes section for finish options for case, Nuform Solid and Woodgrain fronts and veneer fronts. Drawer bodies and accessories are finished in Eco Black.

Description	Part number	Height	Width	Weight (lbs)	Nuform/ Neutral paint	Veneer/ Neutral paint	Accent paint
 <p>2-12" file glides</p>	1518□-2F	26 7/8"	15"	80	\$1019	\$1291	+\$103
	1522□-2F	26 7/8"	15"	90	\$1073	\$1338	+\$108
	1528□-2F	26 7/8"	15"	100	\$1228	\$1471	+\$123
 <p>2-6" box, 1-12" file glides</p>	1518□-2BF	26 7/8"	15"	80	\$1178	\$1518	+\$118
	1522□-2BF	26 7/8"	15"	90	\$1200	\$1536	+\$121
	1528□-2BF	26 7/8"	15"	100	\$1317	\$1637	+\$132
 <p>4-6" box glides</p>	1518□-4B	26 7/8"	15"	80	\$1137	\$1285	+\$114
	1522□-4B	26 7/8"	15"	90	\$1217	\$1377	+\$122
	1528□-4B	26 7/8"	15"	100	\$1252	\$1415	+\$126

ANSI/BIFMA

With the addition of counterweights where appropriate, Grid lateral files meet all ANSI/BIFMA specifications.

Construction

Lateral files and hinged door cabinets are of all-welded construction using 20 and 22 gauge high quality, tension leveled, cold rolled steel. The steel gauges selected for drawer bodies and accessories ensure the highest quality durability and performance for all components.

Construction features & benefits

1. All interiors are modular and interchangeable so that cabinets can be retrofitted with new accessories and interiors.
2. Corners are strengthened with a reinforcing gusset and are welded at junction of top and case, eliminating horizontal lines for a cleaner, flush appearance on the face of the cabinet.
3. Fully-progressive ball bearing suspensions are staged so that left and right sides work in unison. This provides smooth drawer operation with minimum force.
4. Special "claw-like" device incorporated in suspensions "grips" the fixed section of the suspension arm preventing drawer bounce-back or creep when drawer is closed.
5. Self-closing, 110° opening, European style cupboard hinges provide smooth hinged door operation. Hinges are not visible from the exterior of the cabinet.

Safelock™

The patented Safelock mechanism provides complete security against accidental opening of two or more drawers simultaneously.

When any drawer or shelf is extended, even fractionally, Safelock ensures that all other openings, except for the 3" drawer, immediately become inoperable. Safelock is standard on all lateral files.

Counterweights

Counterweights are required for ALL freestanding units that are not anchored or ganged to other cabinets or bolted to walls/floor.

Drawer standard equipment

Pullout drawers are standard with one pair hangfile bars for side-to-side suspended filing. Optional accessories are available.

Glides

Overall heights are inclusive of metal glides. Heights may be increased up to 5/8" by extending standard glide. Standard glides may be used with or without base aprons. Glides are accessible from inside the cabinet when the bottom drawer is fully extended or removed and may be adjusted with a 1/4" socket driver.

Optional 1 1/2" stem glides are available. Specify separately and add \$25 list to the cabinet price. Requires field installation. For optional Platform glide, see Accessories section of this price list.

Locks

Cabinets come standard with lock. For lock location, see the diagram at the front of this price list. Random keying is standard. Files may be ordered keyed alike. Specify. Locks feature removable core and are standard with two keys, one of which features a black neoprene plastic cover.

Master keys are available at \$43 list.

Tops


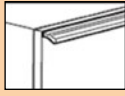
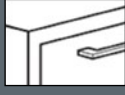



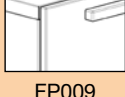
Refer to Accessories Section to specify matching tops.

Finishes

Refer to the Finishes section at the front of this price list.

Drawer Pulls

There are 5 pull options for Nuform™ and 6 for veneer fronts.

Pull	Nuform	Veneer
 FP001 P290 Aluminum Leaf Finish		
 FP002 Matte Chrome Finish		
 FP004 Brushed Nickel Finish		
 FP005 Satin Nickel Finish		
 FP007 Brushed Nickel Finish	+\$70	+\$70
 FP008 Matte Chrome Finish	+\$70	+\$70
 FP009 Nickel Plated Matte Finish	+\$70	+\$70

Available Unavailable

Pulls FP004, FP005, FP007 and FP008 meet the guidelines for ADA compliance.

Note: FP002 is not available on hinged door cabinets.

How to order

1. Specify product number.
2. Specify case finish.
3. Specify front finish.
4. Specify options.

Product code key example

36-2FF□

36 cabinet width
2 number of drawers
FF fixed front drawers

□ **Q** - Nuform
W - veneer

NOTE: Pricing for Drawer pull FP001 is standard. For additional pulls review pull option chart.

General information

Exterior cabinet heights are nominal. Actual heights (with glides fully recessed) are 1/8" less. Cabinets are priced inclusive of 1 pair of hangfile bars in each pullout opening. Shelves are adjustable except the shelf above the file drawers. All shelves are slotted to accept dividers. Shelf dividers are not included. See Accessories section.

Counterweights

Counterweights are required for ALL freestanding units that are not anchored or ganged to other cabinets or bolted to walls/floor. See Counterweight matrix on page 022.

Accessories

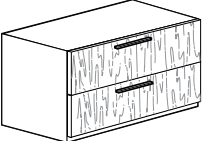
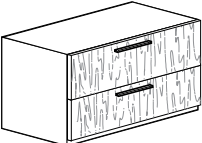
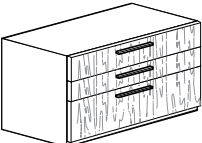
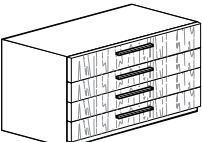
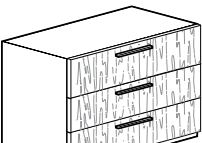
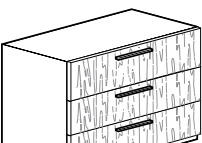
See Accessories section for counterweights and accessories.

Lock option

Cabinets come standard with lock.

Finishes

Refer to Finishes section for finish options for case, Nuform Solid and Woodgrain fronts and veneer fronts. Drawer bodies and accessories are finished in Eco Black.

Description	Part number	Height	Width	Weight (lbs)	Nuform/ Neutral paint	Veneer/ Neutral paint	Accent paint
	2 high cabinet	23 7/8"	30"	80	\$1328	\$1759	+\$133
	2-10.5" fixed front drawers.						
	36-21-2FF □	23 7/8"	36"	100	\$1403	\$1806	+\$142
	42-21-2FF □	23 7/8"	42"	120	\$1438	\$1838	+\$145
	2 high cabinet	26 7/8"	30"	100	\$1284	\$1806	+\$129
	2-12" fixed front drawers						
	36-2FF □	26 7/8"	36"	120	\$1380	\$1870	+\$139
	42-2FF □	26 7/8"	42"	130	\$1430	\$1904	+\$144
	2 high cabinet	26 7/8"	30"	105	\$1546	\$2222	+\$156
	top 2 openings 6" drawers,	26 7/8"	36"	125	\$1650	\$2330	+\$166
	bottom opening 12" drawer.	26 7/8"	42"	135	\$1723	\$2414	+\$173
	30-2BF □						
	36-2BF □						
	42-2BF □						
	2 high cabinet	26 7/8"	30"	105	\$1765	\$2659	+\$177
	4-6" drawers.						
	36-4B □	26 7/8"	36"	125	\$1913	\$2813	+\$192
	42-4B □	26 7/8"	42"	135	\$1989	\$2938	+\$199
	3 high cabinet	34 3/8"	30"	120	\$1734	\$2414	+\$174
	3-10.5" fixed front drawers						
	36-31.5-3FF □	34 3/8"	36"	140	\$1811	\$2468	+\$182
	42-31.5-3FF □	34 3/8"	42"	160	\$1887	\$2521	+\$189
	3 high cabinet	38 7/8"	30"	120	\$1693	\$2352	+\$170
	3-12" fixed front drawers						
	36-3FF □	38 7/8"	36"	140	\$1821	\$2540	+\$183
	42-3FF □	38 7/8"	42"	160	\$1901	\$2687	+\$191

Laterals

How to order

1. Specify product number.
2. Specify case finish.
3. Specify front finish.
4. Specify options.

Product code key example

36-3FF□

- 36** cabinet width
3 number of drawers
FF fixed front drawers
 Q - Nuform
 W - veneer

NOTE: Pricing for Drawer pull FP001 is standard. For additional pulls review pull option chart.

General information

Exterior cabinet heights are nominal. Actual heights (with glides fully recessed) are 1/8" less. Cabinets are priced inclusive of 1 pair of hangfile bars in each pullout opening. Shelves are adjustable except the shelf above the file drawers. All shelves are slotted to accept dividers. Shelf dividers are not included. See Accessories section.

Counterweights

Counterweights are required for ALL freestanding units that are not anchored or ganged to other cabinets or bolted to walls/floor. See Counterweight matrix on page 022.

Accessories

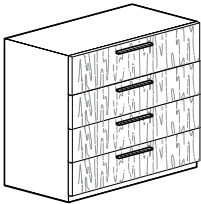
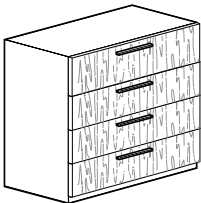
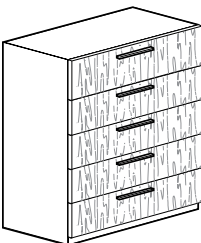
See Accessories section for counterweights and accessories.

Lock option

Cabinets come standard with lock.

Finishes

Refer to Finishes section for finish options for case, Nuform Solid and Woodgrain fronts and veneer fronts. Drawer bodies and accessories are finished in Eco Black.

Description	Part number	Height	Width	Weight (lbs)	Nuform/ Neutral paint	Veneer/ Neutral paint	Accent paint
 <p>4 high cabinet 4-10.5" fixed front drawers</p>	30-42-4FF □	44 7/8"	30"	140	\$2161	\$3089	+\$217
	36-42-4FF □	44 7/8"	36"	160	\$2255	\$3148	+\$227
	42-42-4FF □	44 7/8"	42"	180	\$2351	\$3220	+\$236
 <p>4 high cabinet 4-12" fixed front drawers</p>	30-4FF □	50 7/8"	30"	140	\$2168	\$3230	+\$218
	36-4FF □	50 7/8"	36"	160	\$2263	\$3345	+\$227
	42-4FF □	50 7/8"	42"	180	\$2352	\$3410	+\$236
 <p>5 high cabinet 5-10.5" fixed front drawers</p>	30-52.5-5FF □	55 3/8"	30"	180	\$2542	\$3719	+\$255
	36-52.5-5FF □	55 3/8"	36"	205	\$2669	\$3805	+\$267
	42-52.5-5FF □	55 3/8"	42"	240	\$2774	\$3883	+\$279

How to order

1. Specify product number.
2. Specify case finish.
3. Specify front finish.
4. Specify options.

Product code key example

3624HD□-SH

36 cabinet width
24 interior height
HD hinged door

□ **Q** - Nuform
W - veneer

SH shelf

NOTE: Pricing for Drawer pull FP001 is standard. For additional pulls review pull option chart.

General information

Exterior cabinet heights are nominal. Actual heights (with glides fully recessed) are 1/8" less. Hinged doors are standard with self-closing European style hinges that open 110°. Shelves are slotted every 1 1/2" and are height adjustable in 1 1/2" increments. Shelf dividers are not included. See Accessories section.

FP002 is not available on hinged door cabinets.

Accessories

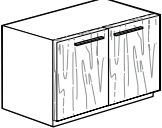
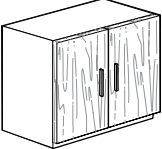
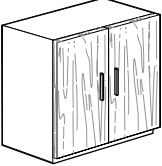
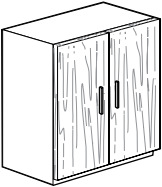
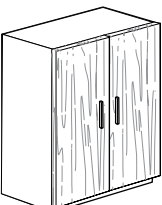
See Accessories section for counterweights and accessories.

Lock option

Cabinets come standard with lock.

Finishes

Refer to Finishes section for finish options for case, Nuform Solid and Woodgrain fronts and veneer fronts. Drawer bodies and accessories are finished in Eco Black.

Description	Part number	Height	Width	Weight (lbs)	Nuform/ Neutral paint	Veneer/ Neutral paint	Accent paint
	3024HD □	26 7/8"	30"	75	\$966	\$1094	+\$98
	3624HD □	26 7/8"	36"	95	\$1044	\$1179	+\$105
	4224HD □	26 7/8"	42"	110	\$1184	\$1340	+\$119
Cabinet with hinged doors with 1 slotted shelf	3024HD □-SH	26 7/8"	30"	85	\$1052	\$1176	+\$106
	3624HD □-SH	26 7/8"	36"	105	\$1133	\$1263	+\$114
	4224HD □-SH	26 7/8"	42"	115	\$1263	\$1424	+\$127
	3031.5HD □	34 3/8"	30"	85	\$1064	\$1205	+\$107
	3631.5HD □	34 3/8"	36"	105	\$1147	\$1298	+\$115
	4231.5HD □	34 3/8"	42"	120	\$1310	\$1478	+\$131
Cabinet with hinged doors with 1 slotted shelf	3031.5HD □-SH	34 3/8"	30"	95	\$1154	\$1289	+\$116
	3631.5HD □-SH	34 3/8"	36"	115	\$1235	\$1380	+\$124
	4231.5HD □-SH	34 3/8"	42"	125	\$1396	\$1564	+\$141
	3036HD □	38 7/8"	30"	130	\$1101	\$1246	+\$111
	3636HD □	38 7/8"	36"	140	\$1181	\$1337	+\$119
	4236HD □	38 7/8"	42"	150	\$1348	\$1521	+\$135
Cabinet with hinged doors with 2 slotted shelves	3036HD □-SH	38 7/8"	30"	140	\$1276	\$1415	+\$128
	3636HD □-SH	38 7/8"	36"	150	\$1359	\$1508	+\$137
	4236HD □-SH	38 7/8"	42"	155	\$1522	\$1691	+\$153
	3042HD □	44 7/8"	30"	140	\$1211	\$1369	+\$122
	3642HD □	44 7/8"	36"	150	\$1329	\$1507	+\$133
	4242HD □	44 7/8"	42"	160	\$1522	\$1722	+\$153
Cabinet with hinged doors with 2 slotted shelves	3042HD □-SH	44 7/8"	30"	150	\$1385	\$1537	+\$140
	3642HD □-SH	44 7/8"	36"	160	\$1507	\$1673	+\$152
	4242HD □-SH	44 7/8"	42"	170	\$1698	\$1889	+\$171
	3048HD □	50 7/8"	30"	160	\$1237	\$1400	+\$124
	3648HD □	50 7/8"	36"	170	\$1398	\$1583	+\$141
	4248HD □	50 7/8"	42"	190	\$1601	\$1811	+\$161
Cabinet with hinged doors with 2 slotted shelves	3048HD □-SH	50 7/8"	30"	170	\$1412	\$1568	+\$143
	3648HD □-SH	50 7/8"	36"	180	\$1575	\$1750	+\$159
	4248HD □-SH	50 7/8"	42"	200	\$1779	\$1982	+\$179

Storage Cabinets Solid Core Doors

How to order

1. Specify product number.
2. Specify case finish.
3. Specify front finish.
4. Specify options.

Product code key example

3652.5HD□-SH

36 cabinet width
52.5 interior height
HD hinged door

□ **Q** - Nuform
W - veneer

SH shelf

NOTE: Pricing for Drawer pull FP001 is standard. For additional pulls review pull option chart.

General information

Exterior cabinet heights are nominal. Actual heights (with glides fully recessed) are 1/8" less. Hinged doors are standard with self-closing European style hinges that open 110°. Shelves are slotted every 1 1/2" and are height adjustable in 1 1/2" increments. Shelf dividers are not included. See Accessories section.

FP002 is not available on hinged door cabinets.

Accessories

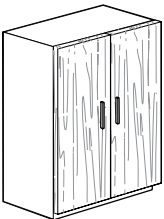
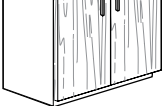
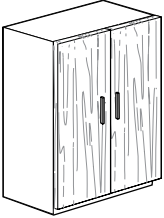
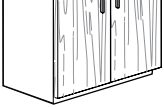
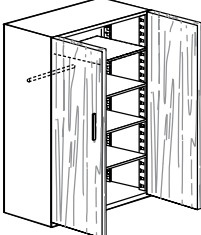
See Accessories section for counterweights and accessories.

Lock option

Cabinets come standard with lock.

Finishes

Refer to Finishes section for finish options for case, Nuform Solid and Woodgrain fronts and veneer fronts. Drawer bodies and accessories are finished in Eco Black.

Description	Part number	Height	Width	Weight (lbs)	Nuform/ Neutral paint	Veneer/ Neutral paint	Accent paint
	3052.5HD □	55 3/8"	30"	160	\$1375	\$1556	+\$139
	3652.5HD □	55 3/8"	36"	170	\$1549	\$1753	+\$156
	4252.5HD □	55 3/8"	42"	190	\$1797	\$2032	+\$180
	3052.5HD □-SH	55 3/8"	30"	170	\$1549	\$1724	+\$156
	3652.5HD □-SH	55 3/8"	36"	180	\$1727	\$1924	+\$174
	4252.5HD □-SH	55 3/8"	42"	200	\$1973	\$2200	+\$198
	3060HD □	62 7/8"	30"	170	\$1435	\$1623	+\$145
	3660HD □	62 7/8"	36"	185	\$1655	\$1873	+\$166
	4260HD □	62 7/8"	42"	210	\$1904	\$2153	+\$191
	3060HD □-SH	62 7/8"	30"	158	\$1699	\$1878	+\$171
	3660HD □-SH	62 7/8"	36"	210	\$1919	\$2125	+\$192
	4260HD □-SH	62 7/8"	42"	230	\$2167	\$2406	+\$218
	3060HD □-WS	62 7/8"	30"	185	\$1758	\$1934	+\$177
	3660HD □-WS	62 7/8"	36"	210	\$1979	\$2183	+\$198
	4260HD □-WS	62 7/8"	42"	230	\$2228	\$2466	+\$224

How to order

1. Specify product number.
2. Specify case finish.
3. Specify front finish.
4. Specify options.

Product code key example

3672HD□-SH

36 cabinet width
72 interior height
HD hinged door

□ **Q** - Nuform
W - veneer

SH shelf

NOTE: Pricing for Drawer pull FP001 is standard. For additional pulls review pull option chart.

General information

Exterior cabinet heights are nominal. Actual heights (with glides fully recessed) are 1/8" less. Hinged doors are standard with self-closing European style hinges that open 110°. Shelves are slotted every 1 1/2" and are height adjustable in 1 1/2" increments. Shelf dividers are not included. See Accessories section.

FP002 is not available on hinged door cabinets.

Accessories

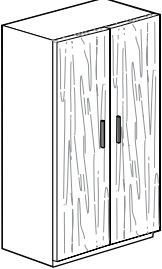
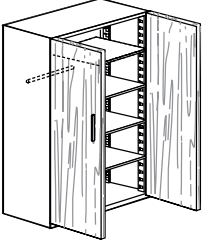
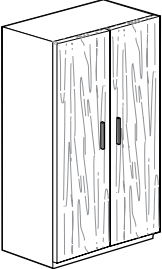
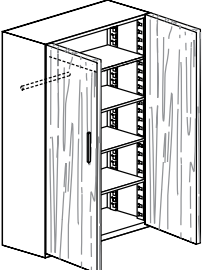
See Accessories section for counterweights and accessories.

Lock option

Cabinets come standard with lock.

Finishes

Refer to Finishes section for finish options for case, Nuform Solid and Woodgrain fronts and veneer fronts. Drawer bodies and accessories are finished in Eco Black.

Description	Part number	Height	Width	Weight (lbs)	Nuform/ Neutral paint	Veneer/ Neutral paint	Accent paint
	3072HD □	74 7/8"	30"	190	\$1740	\$1967	+\$175
	3672HD □	74 7/8"	36"	220	\$1929	\$2182	+\$193
	4272HD □	74 7/8"	42"	240	\$2109	\$2382	+\$212
Cabinet with hinged doors with 4 slotted shelves	3072HD □-SH	74 7/8"	30"	210	\$2091	\$2306	+\$210
	3672HD □-SH	74 7/8"	36"	240	\$2280	\$2519	+\$229
	4272HD □-SH	74 7/8"	42"	260	\$2460	\$2722	+\$247
	3072HD □-WS	74 7/8"	30"	210	\$2064	\$2280	+\$208
	3672HD □-WS	74 7/8"	36"	240	\$2252	\$2492	+\$226
	4272HD □-WS	74 7/8"	42"	260	\$2429	\$2695	+\$244
	3073.5HD □	76 3/8"	30"	190	\$1809	\$2048	+\$182
	3673.5HD □	76 3/8"	36"	220	\$2006	\$2267	+\$201
	4273.5HD □	76 3/8"	42"	240	\$2191	\$2478	+\$220
Cabinet with hinged doors with 4 slotted shelves	3073.5HD □-SH	76 3/8"	30"	210	\$2160	\$2387	+\$217
	3673.5HD □-SH	76 3/8"	36"	240	\$2357	\$2606	+\$237
	4273.5HD □-SH	76 3/8"	42"	260	\$2543	\$2817	+\$255
	3073.5HD □-WS	76 3/8"	30"	210	\$2134	\$2358	+\$215
	3673.5HD □-WS	76 3/8"	36"	240	\$2329	\$2579	+\$234
	4273.5HD □-WS	76 3/8"	42"	260	\$2517	\$2790	+\$252

Storage Cabinets Glazed Doors

How to order

1. Specify product number.
2. Specify case finish.
3. Specify front finish.
4. Specify options.

Product code key example

3624HD-SH

36 cabinet width
24 interior height
HD hinged door
J glazed
SH shelf

NOTE: Pricing for Drawer pull FP001 is standard. For additional pulls review pull option chart.

General information

Exterior cabinet heights are nominal. Actual heights (with glides fully recessed) are $\frac{1}{8}$ " less. Hinged doors are standard with self-closing European style hinges that open 110°. Shelves are slotted every 1 $\frac{1}{2}$ " and are height adjustable in 1 $\frac{1}{2}$ " increments. Shelf dividers are not included. See Accessories section.

FP002 is not available on hinged door cabinets.

Accessories

See Accessories section for counterweights and accessories.

Lock option

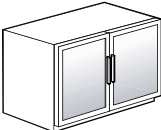
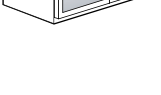
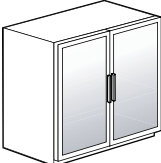
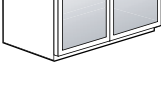
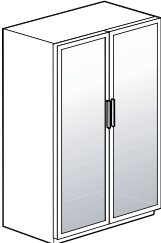
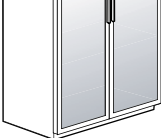
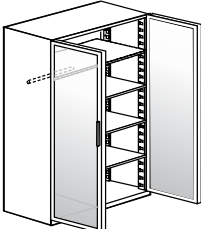
Glazed doors do not lock.

Finishes

Refer to Finishes section for finish options for case. Drawer bodies and accessories are finished in Eco Black.

Glazed doors have a standard aluminum finish frame. This frame is not available in other colors. Glazing is sheer frosted acrylic that mounts in front of frame.

Slotted shelves are painted to match the case color.

Description	Part number	Exterior height	Width	Weight (lbs)	Glazed/ Neutral paint	Accent paint
	3024HDJ	26 $\frac{7}{8}$ "	30"	75	\$1351	+\$137
	3624HDJ	26 $\frac{7}{8}$ "	36"	95	\$1418	+\$143
	4224HDJ	26 $\frac{7}{8}$ "	42"	110	\$1532	+\$154
	3024HDJ-SH	26 $\frac{7}{8}$ "	30"	80	\$1436	+\$145
	3624HDJ-SH	26 $\frac{7}{8}$ "	36"	100	\$1502	+\$151
	4224HDJ-SH	26 $\frac{7}{8}$ "	42"	115	\$1619	+\$163
	3036HDJ	38 $\frac{7}{8}$ "	30"	130	\$1665	+\$167
	3636HDJ	38 $\frac{7}{8}$ "	36"	140	\$1755	+\$176
	4236HDJ	38 $\frac{7}{8}$ "	42"	150	\$1930	+\$194
	3036HDJ-SH	38 $\frac{7}{8}$ "	30"	140	\$1837	+\$184
	3636HDJ-SH	38 $\frac{7}{8}$ "	36"	150	\$1927	+\$193
	4236HDJ-SH	38 $\frac{7}{8}$ "	42"	160	\$2103	+\$212
	3060HDJ	62 $\frac{7}{8}$ "	30"	170	\$2307	+\$232
	3660HDJ	62 $\frac{7}{8}$ "	36"	185	\$2543	+\$255
	4260HDJ	62 $\frac{7}{8}$ "	42"	200	\$2807	+\$282
	3060HDJ-SH	62 $\frac{7}{8}$ "	30"	185	\$2565	+\$257
	3660HDJ-SH	62 $\frac{7}{8}$ "	36"	205	\$2801	+\$281
	4260HDJ-SH	62 $\frac{7}{8}$ "	36"	220	\$3066	+\$307
	3060HDJ-WS	62 $\frac{7}{8}$ "	30"	185	\$2624	+\$263
	3660HDJ-WS	62 $\frac{7}{8}$ "	36"	205	\$2860	+\$287
	4260HDJ-WS	62 $\frac{7}{8}$ "	36"	220	\$3124	+\$313

How to order

1. Specify product number.
2. Specify case finish.
3. Specify front finish.
4. Specify options.

Product code key example

3672HD-SH

- 36 cabinet width
- 72 interior height
- HD hinged door
- J glazed
- SH shelf

NOTE: Pricing for Drawer pull FP001 is standard. For additional pulls review pull option chart.

General information

Exterior cabinet heights are nominal. Actual heights (with glides fully recessed) are 1/8" less. Hinged doors are standard with self-closing European style hinges that open 110°. Shelves are slotted every 1 1/2" and are height adjustable in 1 1/2" increments. Shelf dividers are not included. See Accessories section.

FP002 is not available on hinged door cabinets.

Accessories

See Accessories section for counterweights and accessories.

Lock option

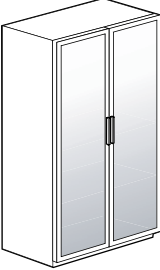
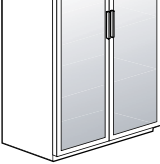
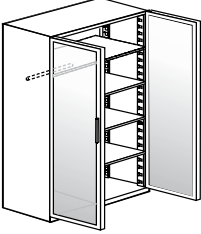
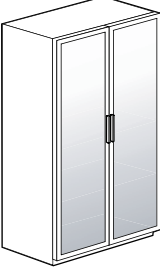
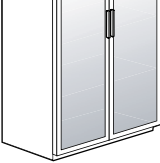
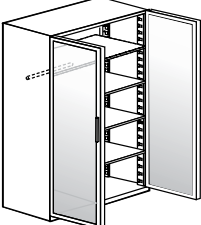
Glazed doors do not lock.

Finishes

Refer to Finishes section for finish options for case. Drawer bodies and accessories are finished in Eco Black.

Glazed doors have a standard aluminum finish frame. This frame is not available in other colors. Glazing is sheer frosted acrylic that mounts in front of frame.

Slotted shelves are painted to match the case color.

Description	Part number	Exterior height	Width	Weight (lbs)	Glazed/ Neutral paint	Accent paint
 <p>Cabinet with hinged doors, no interior accessories</p>	3072HDJ	74 7/8"	30"	190	\$2542	+\$255
	3672HDJ	74 7/8"	36"	220	\$2776	+\$279
	4272HDJ	74 7/8"	42"	240	\$3062	+\$307
 <p>Cabinet with hinged doors with 4 slotted shelves</p>	3072HDJ-SH	74 7/8"	30"	210	\$2886	+\$290
	3672HDJ-SH	74 7/8"	36"	240	\$3120	+\$313
	4272HDJ-SH	74 7/8"	42"	260	\$3405	+\$342
 <p>Cabinet with hinged doors, 1 full width blank shelf, 3 half width shelves and 1 half width coat rod Interior shelf insert painted Eco Black</p>	3072HDJ-WS	74 7/8"	30"	210	\$2859	+\$287
	3672HDJ-WS	74 7/8"	36"	240	\$3092	+\$310
	4272HDJ-WS	74 7/8"	42"	260	\$3378	+\$338
 <p>Cabinet with hinged doors, no interior accessories</p>	3073.5HDJ	76 3/8"	30"	190	\$2617	+\$262
	3673.5HDJ	76 3/8"	36"	220	\$2859	+\$287
	4273.5HDJ	76 3/8"	42"	240	\$3154	+\$316
 <p>Cabinet with hinged doors with 4 slotted shelves</p>	3073.5HDJ-SH	76 3/8"	30"	210	\$2963	+\$297
	3673.5HDJ-SH	76 3/8"	36"	240	\$3203	+\$321
	4273.5HDJ-SH	76 3/8"	42"	260	\$3497	+\$351
 <p>Cabinet with hinged doors, 1 full width blank shelf, 3 half width shelves and 1 half width coat rod Interior shelf insert painted Eco Black</p>	3073.5HDJ-WS	76 3/8"	30"	210	\$2936	+\$295
	3673.5HDJ-WS	76 3/8"	36"	240	\$3175	+\$318
	4273.5HDJ-WS	76 3/8"	42"	260	\$3471	+\$348

How to order

1. Specify product number.
2. Specify case finish.
3. Specify front finish.
4. Specify options.

Product code key example

36-60-HD2F□

- 36** cabinet width
60 interior height
HD hinged door
2 number of drawers
F 12" file drawer

- **Q** - Nuform
W - veneer

NOTE: Pricing for Drawer pull FP001 is standard. For additional pulls review pull option chart.

General information

Exterior cabinet heights are nominal. Actual heights (with glides fully recessed) are 1/8" less. Cabinets are priced inclusive of 1 pair of hangfile bars in each pullout opening. Shelves are adjustable except the shelf above the file drawers. All shelves are slotted to accept dividers. Shelf dividers are not included.

Hinged doors are standard with self-closing European style hinges that open 110°. Shelves are slotted every 1 1/2" and are height adjustable in 1 1/2" increments. Shelf dividers are not included. See Accessories section.

FP002 is not available on hinged door cabinets.

Counterweights

Counterweights are required for ALL freestanding units that are not anchored or ganged to other cabinets or bolted to walls/floor. See Counterweight matrix on page 022.

Accessories

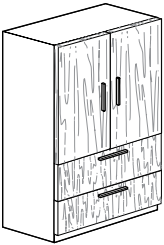
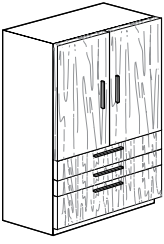
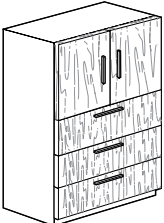
See Accessories section for counterweights and accessories.

Lock option

Cabinets come standard with lock.

Finishes

Refer to Finishes section for finish options for case, Nuform Solid and Woodgrain fronts and veneer fronts. Drawer bodies and accessories are finished in Eco Black.

Description	Part number	Height	Width	Weight (lbs)	Nuform/ Neutral paint	Veneer/ Neutral paint	Accent paint
 <p>Cabinet with top opening 36" hinged door cupboard insert with 2 adjustable slotted shelves and 2-12" fixed front drawers</p>	30-60-HD2F □	62 7/8"	30"	195	\$2500	\$3369	+\$251
	36-60-HD2F □	62 7/8"	36"	230	\$2717	\$3511	+\$273
	42-60-HD2F □	62 7/8"	42"	260	\$2947	\$3727	+\$296
 <p>Cabinet with top opening 36" hinged door cupboard insert with 2 adjustable slotted shelves, 2-6" fixed front and 1-12" fixed front drawer</p>	30-60-HD2BF □	62 7/8"	30"	195	\$2636	\$3908	+\$264
	36-60-HD2BF □	62 7/8"	36"	230	\$2831	\$3950	+\$284
	42-60-HD2BF □	62 7/8"	42"	260	\$3081	\$4223	+\$309
 <p>Cabinet with top opening 24" hinged door cupboard insert with 1 adjustable slotted shelf, other 3 openings 12" fixed front drawers</p>	30-60-HD3F □	62 7/8"	30"	195	\$2613	\$3876	+\$262
	36-60-HD3F □	62 7/8"	36"	230	\$2831	\$4062	+\$284
	42-60-HD3F □	62 7/8"	42"	260	\$3061	\$4318	+\$307

How to order

1. Specify product number.
2. Specify case finish.
3. Specify front finish.
4. Specify options.

Product code key example

36-72-HD2F□

36 cabinet width
72 interior height
HD hinged door
2 number of drawers
F 12" file drawer

□ **Q** - Nuform
W - veneer

NOTE: Pricing for Drawer pull FP001 is standard. For additional pulls review pull option chart.

General information

Exterior cabinet heights are nominal. Actual heights (with glides fully recessed) are 1/8" less. Cabinets are priced inclusive of 1 pair of hangfile bars in each pullout opening. Shelves are adjustable except the shelf above the file drawers. All shelves are slotted to accept dividers. Shelf dividers are not included.

Hinged doors are standard with self-closing European style hinges that open 110°. Shelves are slotted every 1 1/2" and are height adjustable in 1 1/2" increments. Shelf dividers are not included. See Accessories section.

FP002 is not available on hinged door cabinets.

Counterweights

Counterweights are required for ALL freestanding units that are not anchored or ganged to other cabinets or bolted to walls/floor. See Counterweight matrix on page 022.

Accessories


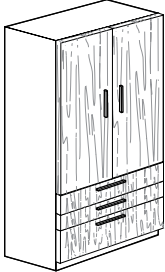

See Accessories section for counterweights and accessories.

Lock option

Cabinets come standard with lock.

Finishes

Refer to Finishes section for finish options for case, Nuform Solid and Woodgrain fronts and veneer fronts. Drawer bodies and accessories are finished in Eco Black.

Description	Part number	Height	Width	Weight (lbs)	Nuform/ Neutral paint	Veneer/ Neutral paint	Accent paint
 <p>Cabinet with top opening 48" hinged door cupboard insert with 2 adjustable slotted shelves and 2-12" fixed front drawers</p>	30-72-HD2F □	74 7/8"	30"	250	\$2627	\$3538	+\$263
	36-72-HD2F □	74 7/8"	36"	270	\$2854	\$3688	+\$287
	42-72-HD2F □	74 7/8"	42"	291	\$3096	\$3913	+\$310
 <p>Cabinet with top opening 48" hinged door cupboard insert with 2 adjustable slotted shelves, 2-6" fixed front and 1-12" fixed front drawer</p>	30-72-HD2BF □	74 7/8"	30"	250	\$2767	\$3968	+\$278
	36-72-HD2BF □	74 7/8"	36"	270	\$2973	\$4147	+\$298
	42-72-HD2BF □	74 7/8"	42"	291	\$3236	\$4434	+\$324
 <p>Cabinet with top opening 36" hinged door cupboard insert with 2 adjustable slotted shelves, 3-12" fixed front drawers</p>	30-72-HD3F □	74 7/8"	30"	250	\$2746	\$4070	+\$276
	36-72-HD3F □	74 7/8"	36"	270	\$2973	\$4263	+\$298
	42-72-HD3F □	74 7/8"	42"	291	\$3215	\$4535	+\$322

How to order

1. Specify product number.
2. Specify case finish.
3. Specify front finish.
4. Specify options.

Product code key example

36-73.5-HD2F□

- 36** cabinet width
- 73.5** interior height
- HD** hinged door
- 2** number of drawers
- F** 12" file drawer
- **Q** - Nuform
- **W** - veneer

NOTE: Pricing for Drawer pull FP001 is standard. For additional pulls review pull option chart.

General information

Exterior cabinet heights are nominal. Actual heights (with glides fully recessed) are 1/8" less. Cabinets are priced inclusive of 1 pair of hangfile bars in each pullout opening. Shelves are adjustable except the shelf above the file drawers. All shelves are slotted to accept dividers. Shelf dividers are not included.

Hinged doors are standard with self-closing European style hinges that open 110°. Shelves are slotted every 1 1/2" and are height adjustable in 1 1/2" increments. Shelf dividers are not included. See Accessories section.

FP002 is not available on hinged door cabinets.

Counterweights

Counterweights are required for ALL freestanding units that are not anchored or ganged to other cabinets or bolted to walls/floor. See Counterweight matrix on page 022.

Accessories

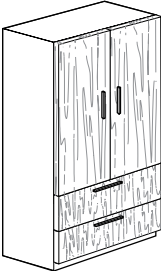

See Accessories section for counterweights and accessories.

Lock option

Cabinets come standard with lock.

Finishes

Refer to Finishes section for finish options for case, Nuform Solid and Woodgrain fronts and veneer fronts. Drawer bodies and accessories are finished in Eco Black.

Description	Part number	Height	Width	Weight (lbs)	Nuform/ Neutral paint	Veneer/ Neutral paint	Accent paint
	Cabinet with top opening	76 3/8"	30"	250	\$2679	\$3609	+\$268
	49.5" hinged door cupboard	76 3/8"	36"	270	\$2909	\$3761	+\$292
	insert with 2 adjustable slotted shelves and 2-12" fixed front drawers	76 3/8"	42"	291	\$3157	\$3991	+\$316
	Cabinet with top opening	76 3/8"	30"	250	\$2824	\$4049	+\$284
	49.5" hinged door cupboard insert with 2 adjustable slotted shelves,	76 3/8"	36"	270	\$3031	\$4229	+\$304
	2-6" fixed front and 1-12" fixed front drawer	76 3/8"	42"	291	\$3298	\$4522	+\$330

How to order

1. Specify product number.
2. Specify case finish.
3. Specify front finish.
4. Specify options.

Product code key example

36-60-HD2FJ□

- 36** cabinet width
60 interior height
HD hinged door
2 number of drawers
F 12" file drawer
J glazed

- **Q** - Nuform
W - veneer

NOTE: Pricing for Drawer pull FP001 is standard. For additional pulls review pull option chart.

General information

Exterior cabinet heights are nominal. Actual heights (with glides fully recessed) are 1/8" less. Cabinets are priced inclusive of 1 pair of hangfile bars in each pullout opening. Shelves are adjustable except the shelf above the file drawers. All shelves are slotted to accept dividers. Shelf dividers are not included.

Hinged doors are standard with self-closing European style hinges that open 110°. Shelves are slotted every 1 1/2" and are height adjustable in 1 1/2" increments. Shelf dividers are not included. See Accessories section.

FP002 is not available on hinged door cabinets.

Counterweights

Counterweights are required for ALL freestanding units that are not anchored or ganged to other cabinets or bolted to walls/floor. See Counterweight matrix on page 022.

Accessories

See Accessories section for counterweights and accessories.

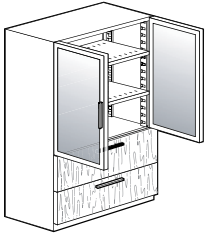
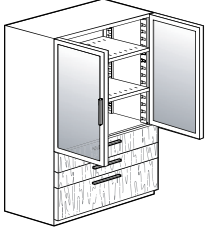
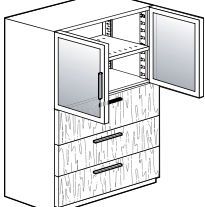
Lock option

Cabinets come standard with lock.
Glazed doors do not lock.

Finishes

Refer to Finishes section for finish options for case, Nuform Solid and Woodgrain fronts and veneer fronts. Drawer bodies and accessories are finished in Eco Black.

Glazed doors have a standard aluminum finish frame. This frame is not available in other colors. Glazing is sheer frosted acrylic that mounts in front of frame.

Description	Part number	Height	Width	Weight (lbs)	Nuform/ Neutral paint	Veneer/ Neutral paint	Accent paint
 <p>Cabinet with top opening 36" hinged door cupboard insert with 2 adjustable slotted shelves and 2-12" fixed front drawers</p>	30-60-HD2FJ □	62 7/8"	30"	195	\$3232	\$3674	+\$324
	36-60-HD2FJ □	62 7/8"	36"	230	\$3424	\$3873	+\$344
	42-60-HD2FJ □	62 7/8"	42"	260	\$3603	\$4035	+\$361
 <p>Cabinet with top opening 36" hinged door cupboard insert with 2 adjustable slotted shelves, 2-6" fixed front and 1-12" fixed front drawer</p>	30-60-HD2BFJ □	62 7/8"	30"	195	\$3367	\$4152	+\$337
	36-60-HD2BFJ □	62 7/8"	36"	230	\$3551	\$4362	+\$356
	42-60-HD2BFJ □	62 7/8"	42"	260	\$3738	\$4573	+\$375
 <p>Cabinet with top opening 24" hinged door cupboard insert with 1 adjustable slotted shelf, 3-12" fixed front drawers</p>	30-60-HD3FJ □	62 7/8"	30"	195	\$3052	\$3994	+\$306
	36-60-HD3FJ □	62 7/8"	36"	230	\$3206	\$4177	+\$321
	42-60-HD3FJ □	62 7/8"	42"	260	\$3360	\$4327	+\$336

How to order

1. Specify product number.
2. Specify case finish.
3. Specify front finish.
4. Specify options.

Product code key example

36-72-HD2FJ□

- 36** cabinet width
- 72** interior height
- HD** hinged door
- 2** number of drawers
- F** 12" file drawer
- J** glazed
- **Q** - Nuform
- W** - veneer

NOTE: Pricing for Drawer pull FP001 is standard. For additional pulls review pull option chart.

General information

Exterior cabinet heights are nominal. Actual heights (with glides fully recessed) are 1/8" less. Cabinets are priced inclusive of 1 pair of hangfile bars in each pullout opening. Shelves are adjustable except the shelf above the file drawers. All shelves are slotted to accept dividers. Shelf dividers are not included.

Hinged doors are standard with self-closing European style hinges that open 110°. Shelves are slotted every 1 1/2" and are height adjustable in 1 1/2" increments. Shelf dividers are not included. See Accessories section.

FP002 is not available on hinged door cabinets.

Counterweights

Counterweights are required for ALL freestanding units that are not anchored or ganged to other cabinets or bolted to walls/floor. See Counterweight matrix on page 022.

Accessories

See Accessories section for counterweights and accessories.

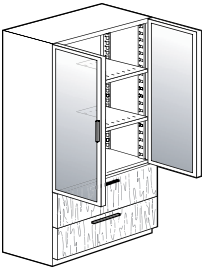
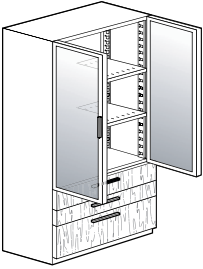
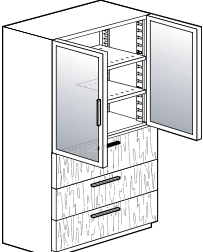
Lock option

Cabinets come standard with lock.
Glazed doors do not lock.

Finishes

Refer to Finishes section for finish options for case, Nuform Solid and Woodgrain fronts and veneer fronts. Drawer bodies and accessories are finished in Eco Black.

Glazed doors have a standard aluminum finish frame. This frame is not available in other colors. Glazing is sheer frosted acrylic that mounts in front of frame.

Description	Part number	Height	Width	Weight (lbs)	Nuform/ Neutral paint	Veneer/ Neutral paint	Accent paint
 <p>Cabinet with top opening 48" hinged door cupboard insert with 2 adjustable slotted shelves and 2-12" fixed front drawers</p>	30-72-HD2FJ □	74 7/8"	30"	250	\$3394	\$3859	+\$341
	36-72-HD2FJ □	74 7/8"	36"	270	\$3594	\$4067	+\$360
	42-72-HD2FJ □	74 7/8"	42"	291	\$3784	\$4237	+\$379
 <p>Cabinet with top opening 48" hinged door cupboard insert with 2 adjustable slotted shelves, 2-6" fixed front and 1-12" fixed front drawer</p>	30-72-HD2BFJ □	74 7/8"	30"	250	\$3536	\$4360	+\$355
	36-72-HD2BFJ □	74 7/8"	36"	270	\$3731	\$4580	+\$374
	42-72-HD2BFJ □	74 7/8"	42"	291	\$3923	\$4800	+\$393
 <p>Cabinet with top opening 36" hinged door cupboard insert with 2 adjustable slotted shelves, 3-12" fixed front drawers</p>	30-72-HD3FJ □	74 7/8"	30"	250	\$3205	\$4192	+\$321
	36-72-HD3FJ □	74 7/8"	36"	270	\$3365	\$4386	+\$337
	42-72-HD3FJ □	74 7/8"	42"	291	\$3531	\$4544	+\$354

How to order

1. Specify product number.
2. Specify case finish.
3. Specify front finish.
4. Specify options.

Product code key example

36-72-HD2FJ□

- 36** cabinet width
- 72** interior height
- HD** hinged door
- 2** number of drawers
- F** 12" file drawer
- J** glazed

- **Q** - Nuform
- W** - veneer

NOTE: Pricing for Drawer pull FP001 is standard. For additional pulls review pull option chart.

General information

Exterior cabinet heights are nominal. Actual heights (with glides fully recessed) are 1/8" less. Cabinets are priced inclusive of 1 pair of hangfile bars in each pullout opening. Shelves are adjustable except the shelf above the file drawers. All shelves are slotted to accept dividers. Shelf dividers are not included.

Hinged doors are standard with self-closing European style hinges that open 110°. Shelves are slotted every 1 1/2" and are height adjustable in 1 1/2" increments. Shelf dividers are not included. See Accessories section.

FP002 is not available on hinged door cabinets.

Counterweights

Counterweights are required for ALL freestanding units that are not anchored or ganged to other cabinets or bolted to walls/floor. See Counterweight matrix on page 022.

Accessories

See Accessories section for counterweights and accessories.

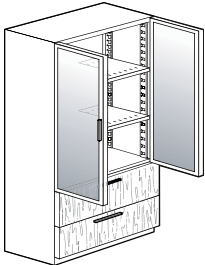
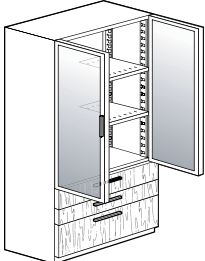
Lock option

Cabinets come standard with lock.
Glazed doors do not lock.

Finishes

Refer to Finishes section for finish options for case, Nuform Solid and Woodgrain fronts and veneer fronts. Drawer bodies and accessories are finished in Eco Black.

Glazed doors have a standard aluminum finish frame. This frame is not available in other colors. Glazing is sheer frosted acrylic that mounts in front of frame.

Description	Part number	Height	Width	Weight (lbs)	Nuform/ Neutral paint	Veneer/ Neutral paint	Accent paint
 <p>Cabinet with top opening 49.5" hinged door cupboard insert with 2 adjustable slotted drawers</p>	30-73.5-HD2FJ □	76 3/8"	30"	250	\$3462	\$3935	+\$347
	36-73.5-HD2FJ □	76 3/8"	36"	270	\$3665	\$4148	+\$367
	42-73.5-HD2FJ □	76 3/8"	42"	291	\$3857	\$4323	+\$386
 <p>Cabinet with top opening 49.5" hinged door cupboard insert with 2 adjustable slotted shelves, 2-6" fixed front and 1-12" fixed front drawer</p>	30-73.5-HD2BFJ □	76 3/8"	30"	250	\$3605	\$4446	+\$362
	36-73.5-HD2BFJ □	76 3/8"	36"	270	\$3805	\$4673	+\$381
	42-73.5-HD2BFJ □	76 3/8"	42"	291	\$4003	\$4896	+\$401

Construction

Cabinets are of all-welded construction using high quality, tension leveled cold rolled steel. The steel gauges selected for drawer fronts, bodies and accessories ensure the highest quality durability and performance for all components.

Construction features & benefits

1. All interiors are modular and interchangeable so that cabinets can be retrofitted with new accessories and interiors as required.
2. Corners are strengthened with a reinforcing gusset and are welded at junction of top and case fronts, eliminating horizontal lines for a cleaner, flush appearance on the face of the cabinet.
3. Box drawer sides are slotted on 1" centers to allow for maximum flexibility for drawer division.
4. File drawer bodies have full-height sides to accommodate hanging file folders, eliminating the need for optional file frames.
5. Front leading edge of fixed shelf is flat for easy removal of material.
6. Fully-progressive ball bearing suspensions are staged so that left and right sides work in unison. This provides smooth drawer operation with minimum force.
7. Special "claw-like" device incorporated in suspensions "grips" the fixed section of the suspension arm preventing drawer bounce-back or creep when drawer is closed.
8. Lock fingers are configured with right angle bend upward, not downward, so that lift-up doors cannot be pulled down to disengage fingers from door slots and be forced to circumvent lock system.
9. Shorter hinged door unit is equipped with one adjustable shelf, slotted on 1" centers for dividers.
10. Self-closing, 110° opening, European style cupboard hinges provide smooth hinged door operation. Hinges are not visible from the exterior of the cabinet.
11. All Towers and Lockers, with the exception of the 26 7/8" high locker, have ventilation holes in the top of the cabinet to enhance air circulation within the full height door and the shorter hinged door sections.

Safelock™

The patented Safelock mechanism is standard on the 42" wide Locker and on Towers and Lockers that have more than one file (10 1/2" and 12") drawer. It provides complete security against accidental opening of two or more drawers simultaneously. When any drawer is extended, even fractionally,

Safelock ensures that all other openings immediately become inoperable.

Drawer standard equipment

Lockers and Towers containing 3" or 6" drawers are provided with one pencil tray per cabinet. 6" drawers are additionally standard with one steel divider. 10 1/2", 12" and 15" letter-width file drawers have one suspension bar for side-to-side filing of letter or legal-size folders.

Full-width pullout drawers are standard with one pair hangfile bars for side-to-side suspended filing. Full-width fixed shelves are standard with 3 plate dividers. Optional accessories are available.

Glides

Overall heights are inclusive of metal glides. Heights may be increased up to 5/8" by extending standard glide. Glides are accessible from inside the cabinet when the bottom drawer is fully extended or removed and may be adjusted with a 1/4" socket driver.

Optional 1 1/2" stem glides are available. Specify separately and add \$25 list to the cabinet price. Requires field installation.

Locks

Towers come standard with lock. For lock location, see the front of this price list.

Random keying is standard. Files may be ordered keyed alike. Locks feature removable core and are standard with two keys, one of which has a black neoprene plastic key cover.





Master keys are available at \$43 list.

Finishes

Refer to the Finishes section at the front of this price list.

Drawer Pulls

There are 5 pull options for Nuform™ and 6 for veneer fronts.

Pull	Nuform	Veneer
 FP001 P290 Aluminum Leaf Finish		
 FP002 Matte Chrome Finish		
 FP004 Brushed Nickel Finish		
 FP005 Satin Nickel Finish		
 FP007 Brushed Nickel Finish	+\$70	+\$70
 FP008 Matte Chrome Finish	+\$70	+\$70
 FP009 Nickel Plated Matte Finish	+\$70	+\$70

Available

Unavailable

Pulls FP004, FP005, FP007 and FP008 meet the guidelines for ADA compliance.

Note: FP002 is not available on hinged door cabinets.

How to order

1. Specify product number.
2. Specify case finish.
3. Specify front finish.
4. Specify options.

Product code key example

VL121839Q-HD

- V** wardrobe
- L** left handed
- 12** cabinet width
- 18** nominal cabinet depth
- 39** interior height
- Q** Nuform
- HD** hinged door

NOTE: Pricing for Drawer pull FP001 is standard. For additional pulls review pull option chart.

General information

Exterior cabinet heights are nominal. Actual heights (with glides fully recessed) are 1/8" less.

Adding rectangular glides increases exterior height.

Hinged doors are standard with self-closing European style hinges that open 110°. Shelves are slotted every 1 1/2" and are height adjustable in 1 1/2" increments. Shelf dividers are not included. See Accessories section.

FP002 is not available on hinged door cabinets.

Accessories

See Accessories section for counterweights and accessories.

Lock option

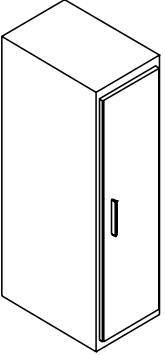
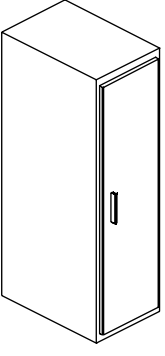
Wardrobes come standard with lock.

If lock is not required add suffix 'NL' after product number. Deduct \$48 list per lock.

Nuform Wardrobes are available with an eLock option. Add \$310 to list price for eLock.

Finishes

Refer to Finishes section for finish options for case, Nuform Solid and Woodgrain fronts. Drawer bodies and accessories are finished in Eco Black.

Description	Part number	Height	Width	Depth	Flat glides		Rectangular glides	Accent paint
					Coat rod + shelf/ Neutral paint	Shelves/ Neutral paint		
 <p>Nuform Wardrobe Tower to match 44" h panel eLock option available</p>	VL121839Q-HD	41 7/8"	12"	18"	\$1358	\$1337	+\$28	+\$137
	VL122439Q-HD	41 7/8"	12"	24"	\$1463	\$1441	+\$28	+\$148
	VL151839Q-HD	41 7/8"	15"	18"	\$1463	\$1441	+\$28	+\$148
	VL152439Q-HD	41 7/8"	15"	24"	\$1504	\$1481	+\$28	+\$152
	VL181839Q-HD	41 7/8"	18"	18"	\$1504	\$1481	+\$28	+\$152
	VL182439Q-HD	41 7/8"	18"	24"	\$1520	\$1358	+\$28	+\$153
	left-handed hinged door							
	VR121839Q-HD	41 3/8"	12"	18"	\$1358	\$1463	+\$28	+\$137
	VR122439Q-HD	41 3/8"	12"	24"	\$1463	\$1463	+\$28	+\$148
	VR151839Q-HD	41 3/8"	15"	18"	\$1463	\$1504	+\$28	+\$148
	VR152439Q-HD	41 3/8"	15"	24"	\$1504	\$1504	+\$28	+\$152
	VR181839Q-HD	41 3/8"	18"	18"	\$1504	\$1520	+\$28	+\$152
VR182439Q-HD	41 3/8"	18"	24"	\$1520	\$1358	+\$28	+\$153	
right-handed hinged door (illustrated)								
 <p>Nuform Wardrobe Tower to match 51" h panel eLock option available</p>	VL121846Q-HD	49 3/8"	12"	18"	\$1467	\$1463	+\$28	+\$148
	VL122446Q-HD	49 3/8"	12"	24"	\$1547	\$1463	+\$28	+\$156
	VL151846Q-HD	49 3/8"	15"	18"	\$1547	\$1504	+\$28	+\$156
	VL152446Q-HD	49 3/8"	15"	24"	\$1632	\$1504	+\$28	+\$164
	VL181846Q-HD	49 3/8"	18"	18"	\$1632	\$1520	+\$28	+\$164
	VL182446Q-HD	49 3/8"	18"	24"	\$1722	\$1467	+\$28	+\$173
	left-handed hinged door							
	VR121846Q-HD	49 3/8"	12"	18"	\$1467	\$1547	+\$28	+\$148
	VR122446Q-HD	49 3/8"	12"	24"	\$1547	\$1547	+\$28	+\$156
	VR151846Q-HD	49 3/8"	15"	18"	\$1547	\$1632	+\$28	+\$156
	VR152446Q-HD	49 3/8"	15"	24"	\$1632	\$1632	+\$28	+\$164
	VR181846Q-HD	49 3/8"	18"	18"	\$1632	\$1722	+\$28	+\$164
VR182446Q-HD	49 3/8"	18"	24"	\$1722	\$1467	+\$28	+\$173	
right-handed hinged door (illustrated)								

How to order

1. Specify product number.
2. Specify case finish.
3. Specify front finish.
4. Specify options.

Product code key example

VL121852Q-HD

- V** wardrobe
- L** left handed
- 12** cabinet width
- 18** nominal cabinet depth
- 52** interior height
- Q** Nuform
- HD** hinged door

NOTE: Pricing for Drawer pull FP001 is standard. For additional pulls review pull option chart.

General information

Exterior cabinet heights are nominal. Actual heights (with glides fully recessed) are 1/8" less.

Adding rectangular glides increases exterior height.

Hinged doors are standard with self-closing European style hinges that open 110°. Shelves are slotted every 1 1/2" and are height adjustable in 1 1/2" increments. Shelf dividers are not included. See Accessories section.

FP002 is not available on hinged door cabinets.

Accessories

See Accessories section for counterweights and accessories.

Lock option

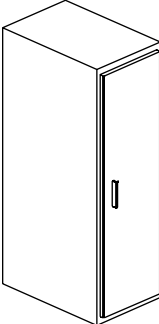
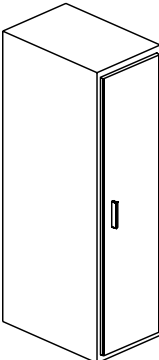
Wardrobes come standard with lock.

If lock is not required add suffix 'NL' after product number. Deduct \$48 list per lock.

Nuform Wardrobes are available with an eLock option. Add \$310 to list price for eLock.

Finishes

Refer to Finishes section for finish options for case, Nuform Solid and Woodgrain fronts. Drawer bodies and accessories are finished in Eco Black.

Description	Part number	Height	Width	Depth	Flat glides		Rectangular glides	Accent paint
					Coat rod + shelf/ Neutral paint	Shelves/ Neutral paint		
 <p>Nuform Wardrobe Tower to match 57" h panel eLock option available</p>	VL121852Q-HD	55 3/8"	12"	18"	\$1595	\$1547	+\$28	+\$161
	VL122452Q-HD	55 3/8"	12"	24"	\$1650	\$1547	+\$28	+\$166
	VL151852Q-HD	55 3/8"	15"	18"	\$1650	\$1632	+\$28	+\$166
	VL152452Q-HD	55 3/8"	15"	24"	\$1706	\$1632	+\$28	+\$171
	VL181852Q-HD	55 3/8"	18"	18"	\$1706	\$1722	+\$28	+\$171
	VL182452Q-HD	55 3/8"	18"	24"	\$1765	\$1595	+\$28	+\$177
	left-handed hinged door							
	VR121852Q-HD	55 3/8"	12"	18"	\$1595	\$1650	+\$28	+\$161
	VR122452Q-HD	55 3/8"	12"	24"	\$1650	\$1650	+\$28	+\$166
	VR151852Q-HD	55 3/8"	15"	18"	\$1650	\$1706	+\$28	+\$166
	VR152452Q-HD	55 3/8"	15"	24"	\$1706	\$1706	+\$28	+\$171
	VR181852Q-HD	55 3/8"	18"	18"	\$1706	\$1765	+\$28	+\$171
	VR182452Q-HD	55 3/8"	18"	24"	\$1765	\$1595	+\$28	+\$177
	right-handed hinged door (illustrated)							
 <p>Nuform Wardrobe Tower to match 64" h panel eLock option available</p>	VL121860Q-HD	62 7/8"	12"	18"	\$1629	\$1650	+\$28	+\$164
	VL122460Q-HD	62 7/8"	12"	24"	\$1722	\$1650	+\$28	+\$173
	VL151860Q-HD	62 7/8"	15"	18"	\$1722	\$1706	+\$28	+\$173
	VL152460Q-HD	62 7/8"	15"	24"	\$1771	\$1706	+\$28	+\$178
	VL181860Q-HD	62 7/8"	18"	18"	\$1771	\$1765	+\$28	+\$178
	VL182460Q-HD	62 7/8"	18"	24"	\$1819	\$1629	+\$28	+\$183
	left-handed hinged door							
	VR121860Q-HD	62 7/8"	12"	18"	\$1629	\$1722	+\$28	+\$164
	VR122460Q-HD	62 7/8"	12"	24"	\$1722	\$1722	+\$28	+\$173
	VR151860Q-HD	62 7/8"	15"	18"	\$1722	\$1771	+\$28	+\$173
	VR152460Q-HD	62 7/8"	15"	24"	\$1771	\$1771	+\$28	+\$178
	VR181860Q-HD	62 7/8"	18"	18"	\$1771	\$1819	+\$28	+\$178
	VR182460Q-HD	62 7/8"	18"	24"	\$1819	\$1629	+\$28	+\$183
	right-handed hinged door (illustrated)							

How to order

1. Specify product number.
2. Specify case finish.
3. Specify front finish.
4. Specify options.

Product code key example

TL2460□-3F

- T** workplace tower
L left handed door
24 tower width
60 interior height
□ **Q** - Nuform
W - veneer
3 number of drawers
F 12" file drawer

NOTE: Pricing for Drawer pull FP001 is standard. For additional pulls review pull option chart.

General information

Exterior cabinet heights are nominal. Actual heights (with glides fully recessed) are 1/8" less. Cabinets are priced inclusive of 1 pair of hangfile bars in each pullout opening. Shelves are adjustable except the shelf above the file drawers. All shelves are slotted to accept dividers. Shelf dividers are not included.

Hinged doors are standard with self-closing European style hinges that open 110°. Shelves are slotted every 1 1/2" and are height adjustable in 1 1/2" increments. Shelf dividers are not included. See Accessories section.

FP002 is not available on hinged door cabinets.

Accessories

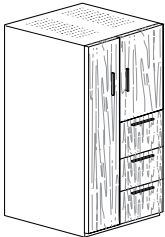
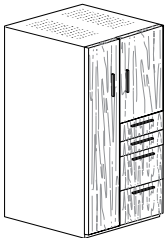
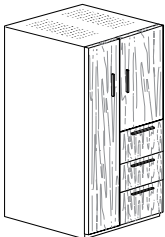
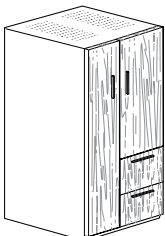
See Accessories section for counterweights and accessories.

Lock option

Workplace towers come standard with locks.

Finishes

Refer to Finishes section for finish options for case, Nuform Solid and Woodgrain fronts and veneer fronts. Drawer bodies and accessories are finished in Eco Black.

Description	Part number	Height	Width	Weight (lbs)	Nuform/ Neutral paint	Veneer/ Neutral paint	Accent paint
 <p>Tower, full length door, 24" hinged door insert and 3-12" file drawers 13 5/8" wide</p>	TL2460□-3F	62 7/8"	24"	185	\$3252	\$3678	+\$326
	TL3060□-3F	62 7/8"	30"	195	\$3902	\$4416	+\$391
	left-handed hinged door (illustrated)						
	TR2460□-3F	62 7/8"	24"	185	\$3252	\$3678	+\$326
 <p>Tower, full length door, 24" hinged door insert, 2-6" box and 2-12" file drawers 13 5/8" wide</p>	TL2460□-2B2F	62 7/8"	24"	185	\$3326	\$3760	+\$333
	TL3060□-2B2F	62 7/8"	30"	195	\$3991	\$4514	+\$400
	left-handed hinged door (illustrated)						
	TR2460□-2B2F	62 7/8"	24"	185	\$3326	\$3760	+\$333
 <p>Tower, full length door, 27" hinged door insert, 2-10.5" and 1-12" file drawers 13 5/8" wide</p>	TL2460□-2F10F	62 7/8"	24"	185	\$3157	\$3565	+\$316
	TL3060□-2F10F	62 7/8"	30"	195	\$3902	\$4416	+\$391
	left-handed hinged door (illustrated)						
	TR2460□-2F10F	62 7/8"	24"	185	\$3157	\$3565	+\$316
 <p>Tower, full length door, 36" hinged door insert and 2-12" file drawers 13 5/8" wide</p>	TL2460□-2F	62 7/8"	24"	185	\$2861	\$3220	+\$287
	TL3060□-2F	62 7/8"	30"	195	\$3757	\$4249	+\$377
	left-handed hinged door (illustrated)						
	TR2460□-2F	62 7/8"	24"	185	\$2861	\$3220	+\$287
	TR3060□-2F	62 7/8"	30"	195	\$3757	\$4249	+\$377
	right hand hinged door						

Towers Workplace Towers

How to order

1. Specify product number.
2. Specify case finish.
3. Specify front finish.
4. Specify options.

Product code key example

TL2460□-2BF

T workplace tower
L left handed door
24 tower width
60 interior height
 Q - Nuform
 W - veneer

2B 2 6" box drawers
F 12" file drawer

NOTE: Pricing for Drawer pull FP001 is standard. For additional pulls review pull option chart.

General information

Exterior cabinet heights are nominal. Actual heights (with glides fully recessed) are 1/8" less. Cabinets are priced inclusive of 1 pair of hangfile bars in each pullout opening. Shelves are adjustable except the shelf above the file drawers. All shelves are slotted to accept dividers. Shelf dividers are not included.

Hinged doors are standard with self-closing European style hinges that open 110°. Shelves are slotted every 1 1/2" and are height adjustable in 1 1/2" increments. Shelf dividers are not included. See Accessories section.

FP002 is not available on hinged door cabinets.

Accessories

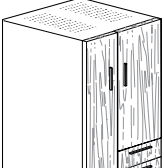
See Accessories section for counterweights and accessories.

Lock option

Workplace towers come standard with locks.

Finishes

Refer to Finishes section for finish options for case, Nuform Solid and Woodgrain fronts and veneer fronts. Drawer bodies and accessories are finished in Eco Black.

Description	Part number	Height	Width	Weight (lbs)	Nuform/ Neutral paint	Veneer/ Neutral paint	Accent paint	
	Tower, full length door, 36" hinged door insert, 2-6" box and 1-12" file drawer 13 5/8" wide	TL2460 □-2BF	62 7/8"	24"	185	\$3157	\$3410	+\$316
		TL3060 □-2BF	62 7/8"	30"	195	\$3845	\$4347	+\$385
		left-handed hinged door (illustrated)						
		TR2460 □-2BF	62 7/8"	24"	185	\$3157	\$3410	+\$316
	TR3060 □-2BF	62 7/8"	30"	195	\$3845	\$4347	+\$385	
	right hand hinged door							

How to order

1. Specify product number.
2. Specify finish color.
3. Specify options.

Product code key example

WL3060Q-6HDV

- WL** Workplace locker
30 tower width
60 interior height
Q Nuform front
6 number of openings
HD hinged doors

General information

Exterior cabinet heights are nominal. Actual heights (with glides fully recessed) are 1/8" less. Hinged doors are standard with self closing European style hinges and open 110°.

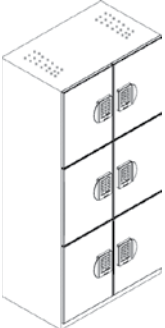
A hinged door insert includes a bottom shelf. This means that the insert door height and usable interior space is actually 1 1/2" less than the heights noted in the descriptions.


Lock option

Nuform Cubbi-Stor come with eLocks only.

Finishes

Refer to Finishes section for finish options for case, Nuform Solid and Woodgrain fronts. Drawer bodies and accessories are finished in Eco Black.

Description	Part number	Exterior Height	Width	Depth	Weight (lbs)	Neutral paint/base price	eLock	Accent paint
 <p>Nuform Cubbi-Stor with eLock 1-18" high hinged doors and 2-19.5" high hinged door on each side</p>	WL3060Q-6HDVT	62 7/8"	30"	18"	200	\$3214	+\$2144	+\$322

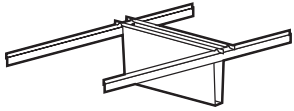
Description	Part number	Exterior height	Width	Depth	Weight (lbs)	Neutral paint/base price	Accent paint
 <p>Single Nuform Cubbi-Stor, 1-18" high hinged door over 2-19" high hinged doors Locks are included</p>	VL151860Q-3HDVT left-handed hinged door (illustrated)	62 7/8"	15"	18"	—	\$2659	+\$270
	VR151860Q-3HDVT right-handed hinged door	62 7/8"	15"	18"	—	\$2659	+\$270

Left blank intentionally.

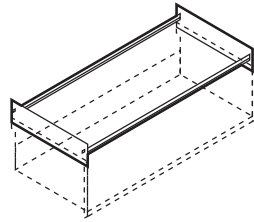
Accessories



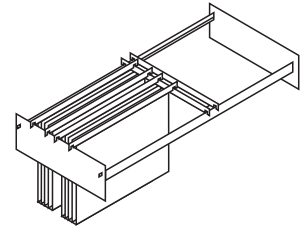
Accessories



Hangfile bars



EDP Kit



X-ray Kit

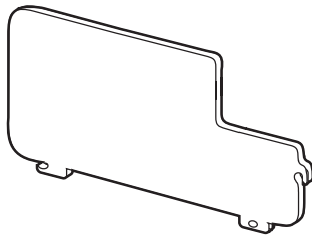
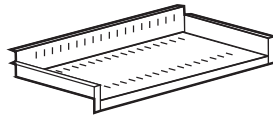
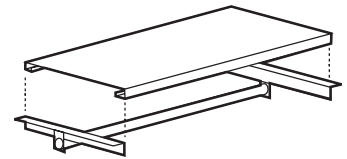


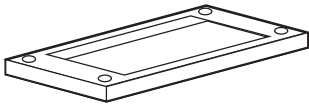
Plate divider



Fixed slotted shelf



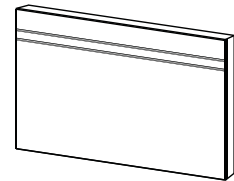
Coat rod and blank shelf



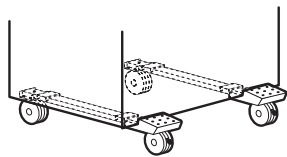
Lateral Base



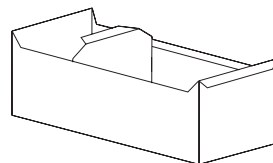
Sliding Rail



Counterweight for laterals



Mobile support frame



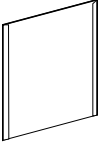

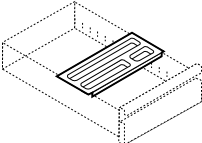
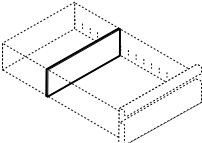
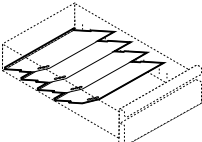
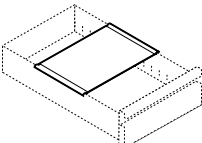
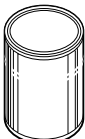
Card Tray
"The dh Collection"

How to order

1. Specify product number.
2. Specify finish color if necessary.

Finishes

Accessories are finished in Eco Black.

Description	Part number	Width	Depth	Weight (lbs)	List price
 <p>Counterweight, recommended for all freestanding pedestals with file and EDP drawers</p>	WS-CW	—	—	16	\$85
 <p>Counterweight, recommended for all mobile pedestals</p> <p>*For all non-standard Pedestals please consult our Specials Engineering Department for appropriate counterweight(s) to be used.</p>	PM-CW	—	—	24	\$85
 <p>Pencil tray for letter width box drawer. Black plastic.</p>	WS-PT15 WS-PT18	15" 18"	— —	1 1	\$31 \$32
 <p>Divider for box drawer</p>	WS-DV15 WS-DV18	15" 18"	3 ½" 3 ½"	0 0	\$17 \$18
 <p>Set of 4 modular sloped stationery dividers, fits box drawer letter width pedestal.</p>	MD-SO15 MD-SO18	15" 18"	— —	1 1	\$64 \$67
 <p>Sliding reference shelf for box drawer, fits letter width pedestal only</p>	WS-RS	12"	—	1	\$48
 <p>Touch-up paint for standard enamel finishes. Specify finish Can contains ½ pint</p>	PAINT	—	—	1	\$37

Accessories

For pedestals

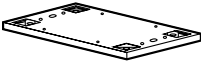
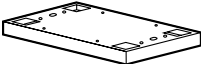
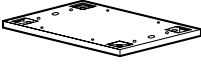
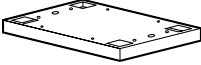
Letter and Legal Widths

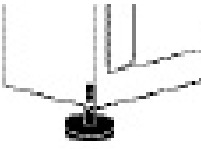
How to order

1. Specify product number.
2. Specify finish color if necessary.

Finishes

Base aprons are available in any of Inscape's standard paint finishes.

Description	Part number	Height	Width	Depth	Weight (lbs)	Neutral paint/ base price	Accent paint
 <p>7/8" base apron letter width (height does not include glide)</p>	B1518-1	7/8"	15"	18"	3	\$87	+\$10
	B1522-1	7/8"	15"	22"	4	\$87	+\$10
	B1528-1	7/8"	15"	28"	5	\$87	+\$10
 <p>2 1/8" base apron letter width (height does not include glide)</p>	B1518-2	2 1/8"	15"	18"	4	\$96	+\$11
	B1522-2	2 1/8"	15"	22"	5	\$96	+\$11
	B1528-2	2 1/8"	15"	28"	6	\$96	+\$11
 <p>7/8" base apron legal width (height does not include glide)</p>	B1822-1	7/8"	18"	22"	4	\$110	+\$12
	B1828-1	7/8"	18"	28"	5	\$110	+\$12
 <p>2 1/8" base apron legal width (height does not include glide)</p>	B1822-2	2 1/8"	18"	22"	6	\$119	+\$13
	B1828-2	2 1/8"	18"	28"	7	\$119	+\$13

Description	Part number	Height	Width	Depth	Weight (lbs)	List price
 <p>Platform leveling glide for pedestals (set of 4). 3" diameter x 1 1/2" high plastic 'shoe'. 1 3/8" leveling adjustment.</p>	PLG-P3 (matte black)	—	—	—	1	\$26
	PLG-P3-GRY (matte grey)	—	—	—	1	\$26

How to order

1. Specify product number.
2. Specify finish color if necessary.

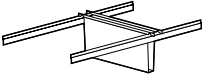
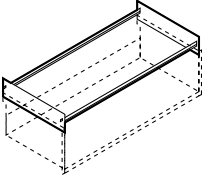
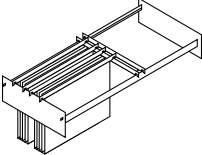
General information

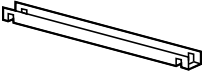
The accessories on these pages are used in conjunction with basic cabinets and desired drawer and shelf interiors.

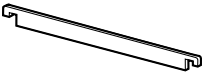
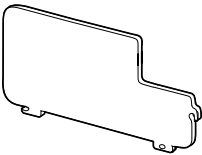
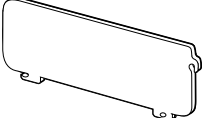

Finishes

Accessories are finished in Eco Black.

Sliding rails are available in any of Inscape's standard paint finishes..

Description	Part number	Width	Weight (lbs)	List price
 <p>Standard Paper Related Accessories Hangfile bars for 10.5", 12", 13.5", 15" and 16.5" pullout shelves/drawers set of 2</p>	HF-30	30"	2	\$37
	HF-36	36"	3	\$37
	HF-42	42"	4	\$37
 <p>Computer Paper Related Accessories EDP kit for 13.5" and 15" shelves/drawers Includes Hang File Bars</p>	EDP30	30"	6	\$69
	EDP36	36"	7	\$69
	EDP42	42"	8	\$69
 <p>X-Ray Related Accessories X-ray kit for 16.5" drawers Includes sliding rail and hang file bars</p>	XRAY/EDP30	30"	2	\$77
	XRAY/EDP36	36"	3	\$77
	XRAY/EDP42	42"	3	\$77

Description	Part number	Width	Weight (lbs)	Neutral paint/ base price	Accent paint
 <p>Sliding rails used in conjunction with HF bars for front-to-back filing, sold individually.</p>	SR	1 3/16"	1	\$12	+\$3

Description	Part number	Width	Weight (lbs)	List price
 <p>Legal to letter adapter</p>	LL-30	30"	1	\$21
	LL-36	36"	2	\$21
	LL-42	42"	3	\$21
 <p>Plate divider for 10.5", 12", 13.5", 15" and 16.5" drawers or slotted shelves</p>	DVP	—	1	\$17
 <p>Plate divider for 6", 7.5" and 9" shelves/drawers</p>	DVP6-9	—	1	\$17
 <p>Plate divider for 3" and 4.5" shelves/drawers</p>	DVP-3	—	1	\$17

Accessories

Interior Accessories for All Laterals

How to order

1. Specify product number.
2. Specify finish color if necessary.

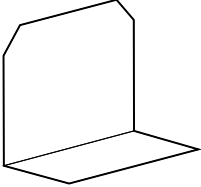

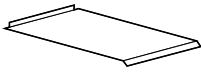
General information

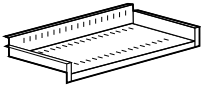
The accessories on these pages are used in conjunction with basic cabinets and desired drawer and shelf interiors.

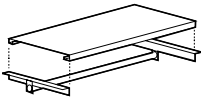
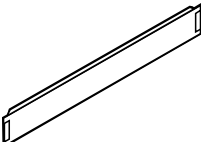
Finishes

Accessories are finished in Eco Black.

Slotted shelves are available in any of Inscape's standard paint finishes..

Description	Part number	Height	Width	Depth	Weight (lbs)	List price
 <p>Follower plate, includes velcro fasteners</p>	FP	3 1/2"	3 1/2"	2"	—	\$14
 <p>Drawer filler for 6" and 7.5" drawers only. Available for Storage Centers and 9900 Series .</p>	DF30	—	30"	—	2	\$22
	DF36	—	36"	—	3	\$23
	DF42	—	42"	—	3	\$26
 <p>SuperStor™ trays Pack of 12 trays, black only</p>	T12SS-BL	—	10"	—	25	\$233

Description	Part number	Height	Width	Depth	Weight (lbs)	Neutral paint/ base price	Accent paint
 <p>Slotted Shelf Fixed slotted shelf installs behind 12", 13.5", 15" and 16.5" lift-up doors or in hinged door cabinets. Shelf is adjustable on a 1.5" increment.</p>	SH-30	—	30"	18"	11	\$87	+\$10
	SH-36	—	36"	18"	12	\$87	+\$10
	SH-42	—	42"	18"	13	\$87	+\$10

Description	Part number	Height	Width	Depth	Weight (lbs)	List price
 <p>Coat rod and blank shelf. Rod screws to underside of shelf.</p>	CR30	—	30"	16"	11	\$118
	CR36	—	36"	16"	12	\$118
	CR42	—	42"	16"	13	\$118
 <p>Raised back kit. Attaches to back of 10.5", 12", 13.5", 15" and 16.5" drawers.</p>	RBKIT-30	—	30"	—	2	\$21
	RBKIT-36	—	36"	—	3	\$22
	RBKIT-42	—	42"	—	3	\$23

How to order


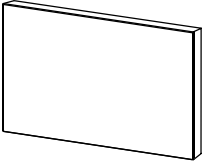
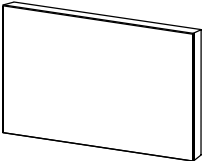
1. Specify product number.
2. Specify finish color if necessary.

General information

The accessories on these pages are used in conjunction with basic cabinets and desired drawer and shelf interiors.

Finishes

Accessories are finished in Eco Black.

Description	Part number	Height	Width	Depth	Weight (lbs)	List price
 <p>Counterweight, recommended for all freestanding lateral file cabinets with 22.5" interior dimension or higher</p>	IMCW-30	—	—	—	38	\$125
	IMCW-36	—	—	—	38	\$125
	IMCW-42	—	—	—	52	\$125
 <p>Counterweight, recommended for all freestanding lateral file cabinets with less than 22.5" interior dimension</p>	CW	—	—	—	48	\$125
 <p>Counterweight, for non-standard lateral files when recommended by Specials Engineering Department. Secures with 2-way tape.</p>	PFCW	—	—	—	32	\$125

Accessories

Interior Accessories for All Laterals/Hinged Door Units

How to order

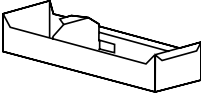
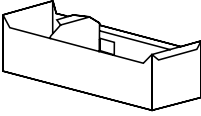
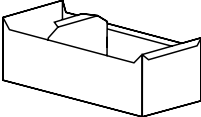
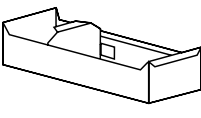
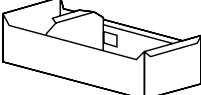
1. Specify product number.
2. Specify finish color if necessary.

General information

The accessories on these pages are used in conjunction with basic cabinets and desired drawer and shelf interiors.

Finishes

Available in any of Inscape's standard paint finishes.

Description	Part number	Height	Width	Depth	Weight (lbs)	Neutral paint/ base price	Accent paint
 <p>Tray Accessories Tray for 3" x 5" cards or 4 1/4" x 2 3/4" cassettes. Requires 4 1/2" drawer.</p>	CT53-MP	2 3/4"	5 3/8"	14 7/8"	4	\$120	+\$13
 <p>Tray for 4" x 6" cards or microfiche. Requires 6" shelf/drawer.</p>	CT64-MP	3 3/4"	6 3/8"	14 7/8"	5	\$120	+\$13
 <p>Tray for 5" x 8" cards. Requires 6" drawer.</p>	CT85-MP	4 7/8"	8 3/16"	14 7/8"	6	\$120	+\$13
 <p>Tray for 3 1/4" x 7 3/8" TAB cards. Requires 6" drawer.</p>	CT-TAB-MP	3"	7 7/8"	14 7/8"	5	\$120	+\$13
 <p>Tray for cheques. Requires 6" drawer.</p>	CT-CK-MP	3 1/4"	8 1 5/16"	15 1/2"	5	\$156	+\$17

How to order

1. Specify product number.
2. Specify finish color if necessary.

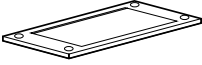
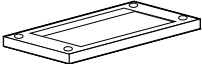
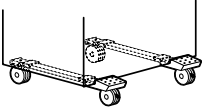

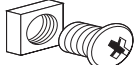
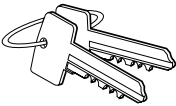
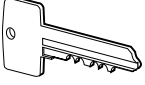

General information

Bases are steel welded construction, flush with glides.

Finishes

Bases are available in any of Inscape's standard or textured paint finishes. Refer to Finishes section.

Mobile support frames come standard with black plastic bumpers and casters.

Description	Part number	Height	Width	Depth	Weight (lbs)	Neutral paint/ base price	Accent paint
 <p>Bases 7/8" (height does not include glide)</p>	B3018-1	7/8"	30"	18"	4	\$102	+\$11
	B3618-1	7/8"	36"	18"	5	\$102	+\$11
	B4218-1	7/8"	42"	18"	5	\$102	+\$11
 <p>2 1/8" (height does not include glide)</p>	B3018-2	2 1/8"	30"	18"	8	\$114	+\$13
	B3618-2	2 1/8"	36"	18"	9	\$114	+\$13
	B4218-2	2 1/8"	42"	18"	10	\$114	+\$13
Description	Part number	Height	Width	Depth	Weight (lbs)	List price	
 <p>18" mobile support frame, for 30" and 36" wide lateral files with maximum of three pullout drawers and maximum interior height of 43.5" Note: Counterweight must be installed in lateral file</p>	MFK18	4 5/8"	18"	4 1/2"	10	\$470	
 <p>24" mobile support frame, for 24" and 30" wide Workplace Towers with maximum of three pullout drawers and maximum height of 58 3/4" Note: Counterweight is recommended</p>	MFK24	4 5/8"	24"	4 1/2"	11	\$470	
 <p>Ganging Kit</p>	GK	—	—	—	—	\$11	
 <p>Replacement Key 1 Key Specify key number found on face of lock</p>	RKEY	—	—	—	—	\$9	
 <p>Extractor Key 1 Key Used to remove lock cores from file cabinets</p>	EKEY	—	—	—	—	\$43	
 <p>Master Key 1 Key Specify key series</p>	MKEY	—	—	—	—	\$43	

Accessories

For all laterals

How to order

1. Specify product number.
2. Specify finish color if necessary.

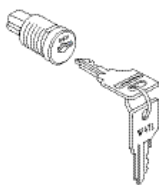
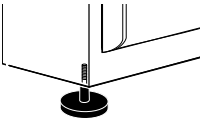
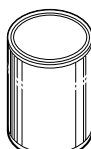


General information

The accessories on these pages are used in conjunction with basic cabinets and desired drawer and shelf interiors.

Finishes

Lock Core is available in three finishes: black, satin chrome and bright chrome.

Touch up paint is available in any of our standard paint colors.

Description	Part number	Height	Width	Depth	Weight (lbs)	List price
 <p>Comes with core and two keys</p>	LAT-SB-CORE	—	—	—	—	\$23
 <p>Platform leveling glide for lateral files (set of 4). 3 1/2" diameter x 1 1/2" high plastic 'shoe'. 1 3/8" leveling adjustment</p>	PLG-L3 (matte black)	1 1/2"	3 1/2"	—	1	\$26
	PLG-L3-GRY (matte grey)	1 1/2"	3 1/2"	—	1	\$26
 <p>Touch-up paint for standard enamel finishes. Specify finish Can contains 1/2 pint</p>	PAINT	—	—	—	1	\$37
 <p>Label Holder for 9900 & Linear series filing</p>	LBLHLDR-99LN LBLHLDR-SC	—	—	—	—	\$4 \$4
 <p>Label Holder for Radius series filing</p>	LBLHLDR-RS	—	—	—	—	\$4

How to order

1. Specify product number.
2. Specify finish.



General information

Optional plastic laminate tops are self-edged, high pressure laminate with backing sheet, over a core of high density particle board.

Finishes

Tops are available in any standard Office Specialty laminate. Refer to Finishes section.

Note that plywood edge is not an option on these tops as they are self-edged.

Description	Part number	Thickness	Width	Depth	Weight (lbs)	Laminate/base price	Grade 1 laminate
 Plastic Laminate Tops	PL-30	1 1/16"	30"	18"	15	\$228	+\$73
	PL-36	1 1/16"	36"	18"	20	\$261	+\$84
	PL-42	1 1/16"	42"	18"	25	\$273	+\$88
	PL-60	1 1/16"	60"	18"	30	\$388	+\$125
	PL-72	1 1/16"	72"	18"	40	\$466	+\$150
	PL-84	1 1/16"	84"	18"	50	\$541	+\$174
 Plastic Laminate Tops	PL-3630	1 1/16"	30"	36"	35	\$441	+\$142
	PL-3636	1 1/16"	36"	36"	42	\$487	+\$156
	PL-3642	1 1/16"	42"	36"	49	\$508	+\$163
	PL-3660	1 1/16"	60"	36"	69	\$728	+\$233
	PL-3666	1 1/16"	66"	36"	76	\$777	+\$249
	PL-3672	1 1/16"	72"	36"	83	\$873	+\$280
	PL-3684	1 1/16"	84"	36"	97	\$1065	+\$341

Accessories

Lateral Tops

Nuform

How to order

1. Specify product number.
2. Specify finish color.
3. Specify options.

Product code key example

N□1930



- N** Nuform top
□ **W** - Woodgrain
S - Solid
19 depth
30 width

General information

Nuform Tops are available in single and double depths. **Note: Top will overhang lateral ½" front and back. If single-depth lateral is positioned flush against a wall, there will be a 1" overhang at the front.**

Finishes

Available in solid and woodgrain finishes. Refer to Finishes section.

Description	Part number	Thickness	Width	Depth	Weight (lbs)	List price	Woodgrain
 Nuform Tops	N□1930	1 ¼"	30"	19"	18	\$228	\$256
	N□1936	1 ¼"	36"	19"	21	\$261	\$295
	N□1942	1 ¼"	42"	19"	25	\$273	\$306
	N□1960	1 ¼"	60"	19"	36	\$388	\$439
	N□1966	1 ¼"	66"	19"	39	\$429	\$480
	N□1972	1 ¼"	72"	19"	43	\$466	\$524
	N□1978	1 ¼"	78"	19"	46	\$504	\$566
	N□1984	1 ¼"	84"	19"	50	\$541	\$606
	N□1990	1 ¼"	90"	19"	53	\$579	\$649
	N□1996	1 ¼"	96"	19"	57	\$616	\$690
 Nuform Tops	N□3730	1 ¼"	30"	37"	35	\$441	\$493
	N□3736	1 ¼"	36"	37"	42	\$487	\$547
	N□3742	1 ¼"	42"	37"	49	\$508	\$574
	N□3760	1 ¼"	60"	37"	69	\$728	\$818
	N□3766	1 ¼"	66"	37"	76	\$777	\$872
	N□3772	1 ¼"	72"	37"	83	\$873	\$981
	N□3778	1 ¼"	78"	37"	90	\$969	\$1090
	N□3784	1 ¼"	84"	37"	97	\$1065	\$1195
	N□3790	1 ¼"	90"	37"	104	\$1161	\$1304
	N□3796	1 ¼"	96"	37"	111	\$1256	\$1408

How to order

1. Specify product number.
2. Specify finish.

General information

Tops are sized to suit any combination of one, two or three laterals and include 3/16" overhang on each side. **Tops cannot be combined together.**

Finishes

Available in both conventional and composite veneers. Refer to the Finishes section of this price list.

Description	Part number	Thickness	Width	Depth	Weight (lbs)	List price
 Veneer Tops	VT-30	1 1/4"	30"	19"	18	\$780
	VT-36	1 1/4"	36"	19"	21	\$805
	VT-42	1 1/4"	42"	19"	25	\$833
	VT-60	1 1/4"	60"	19"	36	\$859
	VT-72	1 1/4"	72"	19"	43	\$913

Accessories

Lateral Cushions

How to order






1. Specify product number.
2. Specify upholstery name and number.

General information

Cushion topper is a slimline 1 ¼" thick, 5-pce construction. All seams feature double row top stitching seen in fine upholstered pieces. The result provides crisp rectilinear styling. Interior is CAL 117 fire-retardant polyurethane foam with a 2.2 lb/ft density. This upholstered cushion is balanced with a 7/16" board and attaches to cabinet top with heavy duty Velcro.







Upholstery

Select from our graded upholstery program of solid color fabrics and vinyls or choose COM option (Customers Own Material). To determine if a COM fabric has been pre-approved for use on our cushion topper, contact your Client Services Representative or go to www.inscapesolutions.com. Due to the nature of the design and manufacture of our cushion, only approved fabrics will be accepted for application. For a description of the procedure required for COM fabric approval see sample 'Cushion COM Test Request' form found in the General Information section of this price list. This form can be downloaded from [Insite](#) or by contacting your Client Services Representative for assistance.

Description	Part number	Thickness	Width	Weight (lbs)	Grade A	Grade B	Grade C	Grade D	Grade E	Grade F
 18" d lateral cushion (standard application)	LATCUSH1830SL	1 ¼"	30"	7	\$369	+\$71	+\$142	+\$172	+\$214	+\$316
	LATCUSH1836SL	1 ¼"	36"	8	\$401	+\$83	+\$166	+\$201	+\$249	+\$369
	LATCUSH1842SL	1 ¼"	42"	10	\$435	+\$95	+\$186	+\$232	+\$286	+\$422
	LATCUSH1860SL	1 ¼"	60"	14	\$527	+\$130	+\$258	+\$318	+\$392	+\$578
	LATCUSH1866SL	1 ¼"	66"	15	\$573	+\$153	+\$284	+\$350	+\$431	+\$634
	LATCUSH1872SL	1 ¼"	72"	15	\$621	+\$155	+\$307	+\$379	+\$465	+\$686
	LATCUSH1878SL	1 ¼"	78"	17	\$680	+\$180	+\$355	+\$439	+\$539	+\$792
	LATCUSH1884SL	1 ¼"	84"	24	\$725	+\$205	+\$380	+\$508	+\$613	+\$875
 19 ¾" Lateral Cushion (Benching application with electrical)	LATCUSH19830SL	1 ¼"	30"	7	\$378	+\$71	+\$141	+\$172	+\$213	+\$315
	LATCUSH19836SL	1 ¼"	36"	8	\$414	+\$82	+\$165	+\$200	+\$248	+\$368
	LATCUSH19842SL	1 ¼"	42"	10	\$449	+\$94	+\$188	+\$231	+\$285	+\$518
	LATCUSH19860SL	1 ¼"	60"	14	\$558	+\$130	+\$259	+\$319	+\$393	+\$579
	LATCUSH19866SL	1 ¼"	66"	15	\$594	+\$143	+\$283	+\$348	+\$430	+\$632
	LATCUSH19872SL	1 ¼"	72"	15	\$629	+\$155	+\$306	+\$378	+\$465	+\$685
	LATCUSH19878SL	1 ¼"	78"	17	\$666	+\$167	+\$330	+\$406	+\$501	+\$737
	LATCUSH19884SL	1 ¼"	84"	24	\$702	+\$179	+\$354	+\$437	+\$537	+\$790
 21 ½" Lateral Cushion (Private Office application with electrical)	LATCUSH21530SL	1 ¼"	30"	7	\$378	+\$76	+\$147	+\$177	+\$218	+\$320
	LATCUSH21536SL	1 ¼"	36"	8	\$420	+\$82	+\$165	+\$200	+\$248	+\$368
	LATCUSH21542SL	1 ¼"	42"	11	\$451	+\$94	+\$188	+\$230	+\$285	+\$421
	LATCUSH21560SL	1 ¼"	60"	15	\$574	+\$130	+\$258	+\$318	+\$392	+\$578
	LATCUSH21566SL	1 ¼"	66"	16	\$611	+\$142	+\$283	+\$347	+\$428	+\$631
	LATCUSH21572SL	1 ¼"	72"	17	\$649	+\$154	+\$306	+\$377	+\$463	+\$684
	LATCUSH21578SL	1 ¼"	78"	18	\$661	+\$167	+\$333	+\$476	+\$573	+\$818
	LATCUSH21584SL	1 ¼"	84"	25	\$691	+\$205	+\$380	+\$508	+\$613	+\$875
 36" d lateral cushion (back-to-back application)	LATCUSH3630SL	1 ¼"	30"	14	\$456	+\$67	+\$139	+\$166	+\$207	+\$309
	LATCUSH3636SL	1 ¼"	36"	19	\$502	+\$79	+\$162	+\$194	+\$242	+\$361
	LATCUSH3642SL	1 ¼"	42"	19	\$530	+\$91	+\$185	+\$225	+\$279	+\$414
 39 ½" - Lateral Cushion (Back-to-back benching application with electrical)	LATCUSH39530SL	1 ¼"	30"	14	\$463	+\$67	+\$138	+\$165	+\$206	+\$308
	LATCUSH39536SL	1 ¼"	36"	15	\$505	+\$79	+\$184	+\$218	+\$266	+\$388
	LATCUSH39542SL	1 ¼"	42"	16	\$575	+\$91	+\$198	+\$232	+\$277	+\$413

How to order

1. Specify product number.







Description	Part number	List price	
	Standard Flat Pedestal Glides Set of 4	LV001	\$25
	Extended Flat Pedestal Glides Set of 4	LV002	\$25
	Standard Flat Lateral Glides Set of 4	LV003	\$25
	Extended Flat Lateral Glides Set of 4 (previously LG)	LV004	\$25
	3" dia. Round Pedestal Glides, Black Set of 4	LV005	\$26
	3" dia. Round Pedestal Glides, Grey Set of 4	LV006	\$26

Accessories

Glides

How to order

1. Specify product number.

Description	Part number	List price
 3" dia. Round Lateral Glides, Black Set of 4	LV007	\$26
 3" dia. Round Lateral Glides, Grey Set of 4	LV008	\$26
 2" dia. Round Bookcase Glides, Black Set of 4	LV009	\$25
 2" dia. Round Bookcase Glides, Grey Set of 4	LV010	\$26
 2" dia. Round Pedestal and Lateral Glides, Black Set of 4	LV011	\$23
 2" dia. Round Pedestal and Lateral Glides, Grey Set of 4	LV012	\$23

How to order

1. Specify product number.

Description	Part number	List price	
	2" dia. Round Storwal Lateral Glides, Black Set of 4	LV013	\$23
	2" dia. Round Storwal Lateral Glides, Grey Set of 4	LV014	\$23
	2" dia. Round Storwal Bookcase Glides, Black Set of 4	LV015	\$25
	2" dia. Round Storwal Bookcase Glides, Grey Set of 4	LV016	\$25
	Rectangular Lateral Glides, Grey Set of 4	LV018	\$38
	Rectangular Pedestal Glides, Grey Set of 4	LV019	\$38

Accessories

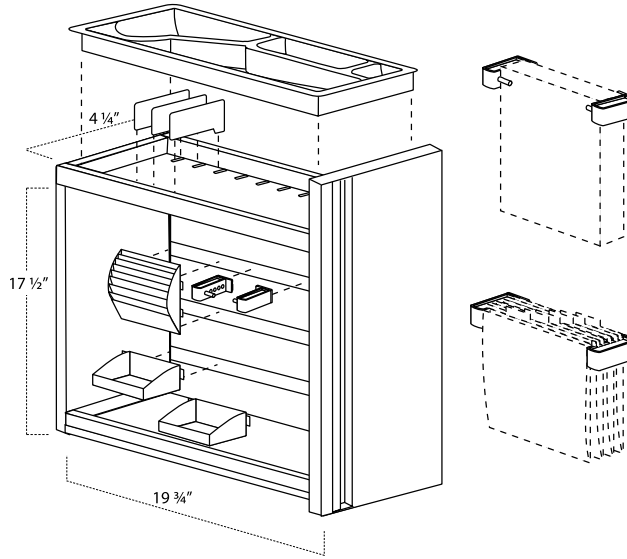
Modular Towers

How to order

1. Specify product number.

Specification Guidelines

- A maximum of 6 CD compartments may be positioned inside MoPed, 3 on the top rail and 3 on the lower rail. Note: If CD compartments are positioned on top rail, top two slots in compartments are not accessible.
- Compartments and support brackets hook onto any one of three rails inside the drawer.
- Compartments may also be placed on lower level of drawer. 3 ¾" wide compartment may be placed into upper level of drawer.
- Although pencil tray is designed for use in upper compartment it will fit on lower level of drawer.

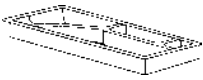
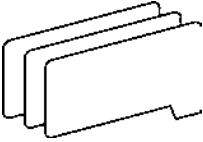
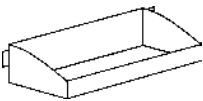
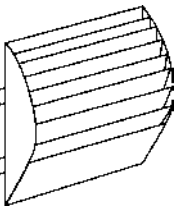
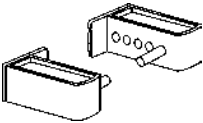
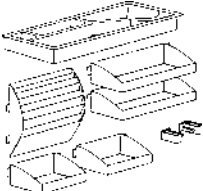


Support Brackets

Adjustable posts on support brackets may be specified to hold objects from ⅞" to 3 ¼" thick in place.

or

Support brackets may be specified to suspend hanging files. Adjustable posts may be removed if brackets are specified for this application.

Description	Part number	Height	Width	Depth	Weight (lbs)	List price
 Pencil Tray Plastic - silver	OS-PFM-PT19	1"	4 ¼"	19 ½"	—	\$24
 Dividers Up to 9" dividers will fit in upper compartment. Pkg. of 3 Plastic - transparent	OS-PFM-DVP	1"	4 ¼"	—	1	\$19
 Storage Compartments Plastic - transparent	OS-SC4334 OS-SC4534 OS-SC4734 OS-SC41134	1 ½" 1 ½" 1 ½" 1 ½"	3 ¾" 5 ¾" 7 ¾" 11 ¾"	4" 4" 4" 4"	— — — —	\$21 \$23 \$24 \$26
 CD Compartment Holds 8 CD's Plastic - Transparent	OS-CDC	7"	5"	—	—	\$28
 Support Brackets Includes 1 right-handed and 1 left-handed bracket each with removable post. Plastic - Transparent Post - Aluminum	OS-SBKT	2"	1 ¼"	3 ¾"	—	\$47
 Starter Package includes: 1 x pencil tray 1 x CD tray 2 x 5 ¾" compartments 2 x 3 ¾" compartments 1 x support brackets	OS-SPKG	—	—	—	1	\$162

How to order

1. Specify product number.

General information

Whiteboards have raised edges at each end and include a separate 10 ½" wide marker tray. Whiteboards and marker trays are manufactured from steel and mount magnetically. Marker tray and side trim on whiteboards are field installed.

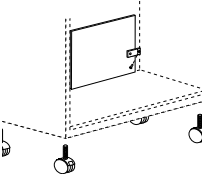

Modular Towers Mobile Kit comes with two locking swivel casters, two non-locking swivel casters and a counterweight. Mobile Kit can only be mounted on Office Specialty Modular Storage Towers with an exterior case height of 46 ½" or higher and having a pedestal drawer configuration that does not exceed 30" interior dimensional opening.

Note: The mobile kit adds 3 ½" to the height.

Finishes

Whiteboards are powder coated in white paint specially formulated for dry erase markers. Marker tray and raised edges on whiteboard are finished in black.

Note: Whiteboards are not intended for use with PERMANENT markers. Only Expo Markers are to be used on any Office Specialty Whiteboard. Whiteboards should be cleaned with Expo Eraser or a Microfiber cleaning cloth along with Expo Cleaning Solution which is formulated to remove residue from Expo Dry Erase Markers.

Description	Part number	Height	Width	Depth	Weight (lbs)	List price
 <p>Mobile Kit can only be mounted on towers with an exterior case height of 46.5" or higher and having a pedestal drawer configuration that does not exceed 30". Note: The mobile kit adds 3.25" to the height of the tower.</p>	MTMK	3 ¼"	—	—	22	\$151
 <p>Magnetic Whiteboards for side-access towers. Includes marker tray.</p>	MWB13165	16 ½"	13 ¾"	—	10	\$239
	MWB1318	18"	13 ¾"	—	13	\$245
	MWB13195	19 ½"	13 ¾"	—	14	\$253
	MWB13315	31 ½"	13 ¾"	—	16	\$261
	MWB1333	33"	13 ¾"	—	18	\$269

Accessories

Verticals

How to order

1. Specify product number.
2. Specify finish color if necessary.


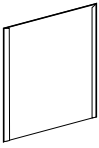
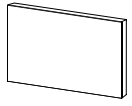
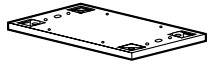
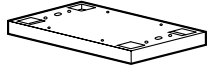
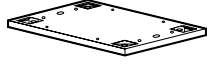
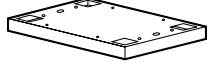
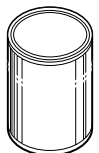
General information

Bases are steel welded construction, flush with glides.

Finishes

Bases are available in any standard or textured finish. Refer to Finishes section.

All interior accessories are finished in Eco Black.

Description	Part number	Height	Width	Depth	Weight (lbs)	List price
 Vertical Compressor	CP15 Letter width	—	15"	—	3	\$16
	CP18 Legal width	—	18"	—	3	\$16
 Counterweight, recommended for all freestanding pedestals with file and EDP drawers	WS-CW	—	—	—	16	\$85
 Counterweight for use in Waste/Recycle Bin Vertical Files	PFCW3	—	—	16	16	\$125
 7/8" base apron letter width (height does not include glide)	B1528-1	7/8"	15"	28"	5	\$87
 2 1/8" base apron letter width (height does not include glide)	B1528-2	2 1/8"	15"	28"	6	\$96
 7/8" base apron legal width (height does not include glide)	B1828-1	7/8"	18"	28"	5	\$110
 2 1/8" base apron legal width (height does not include glide)	B1828-2	2 1/8"	18"	28"	7	\$119
 Touch-up paint for standard enamel finishes. Specify finish. Can contains 1/2 pint	PAINT	—	—	—	1	\$37



67 Toll Road
Holland Landing, Ontario
L9N 1H2 Canada

T 905 836 7676
F 905 836 6000

inscapesolutions.com

© Inscape Corporation 2016™

® trademarks of Inscape Corporation. Patents may be pending. Certain names, words, logos and graphics or designs contained herein are trademarks or service marks of Inscape Corporation.